

# 病気になったら

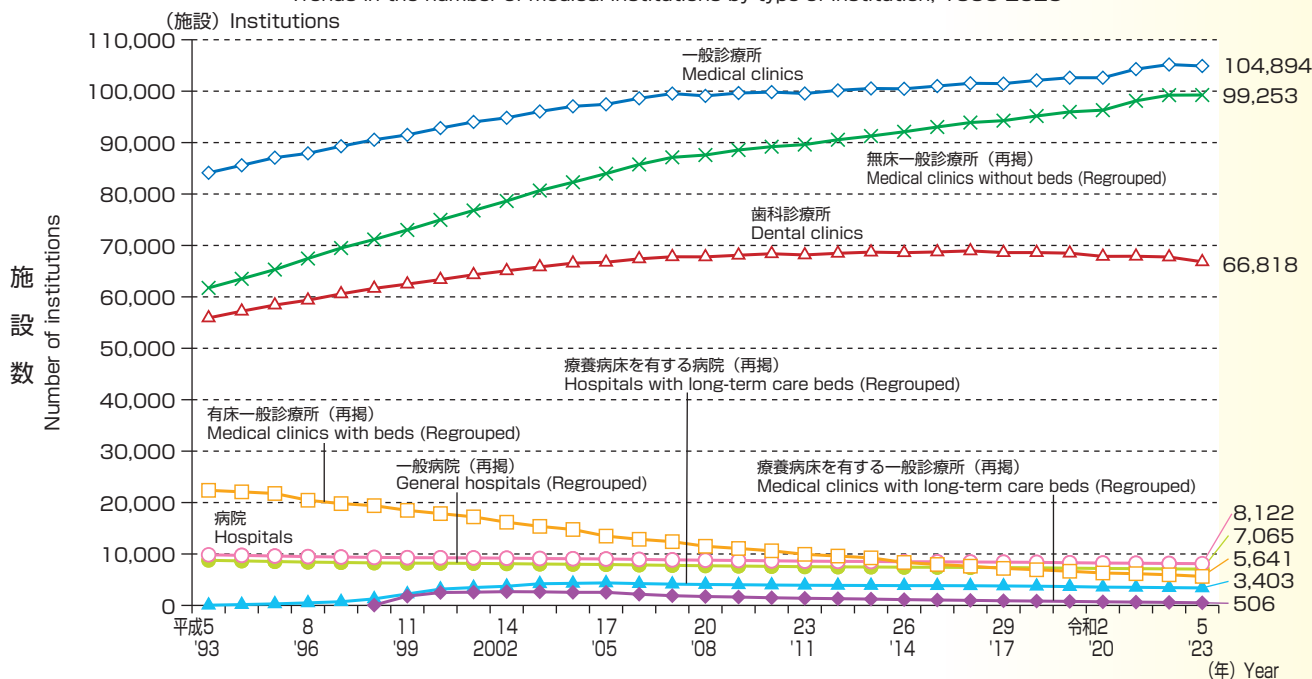
## Medical care

◇全国で病院は8,122施設、一般診療所は104,894施設、  
歯科診療所は66,818施設

The number of hospitals is 8,122 and the number of medical clinics is 104,894  
and the number of dental clinics is 66,818

医療施設の種別別にみた施設数の年次推移 —平成5～令和5年—

Trends in the number of medical institutions by type of institution, 1993-2023



注：各年10月1日現在である。  
Note : As of October 1st, each year.

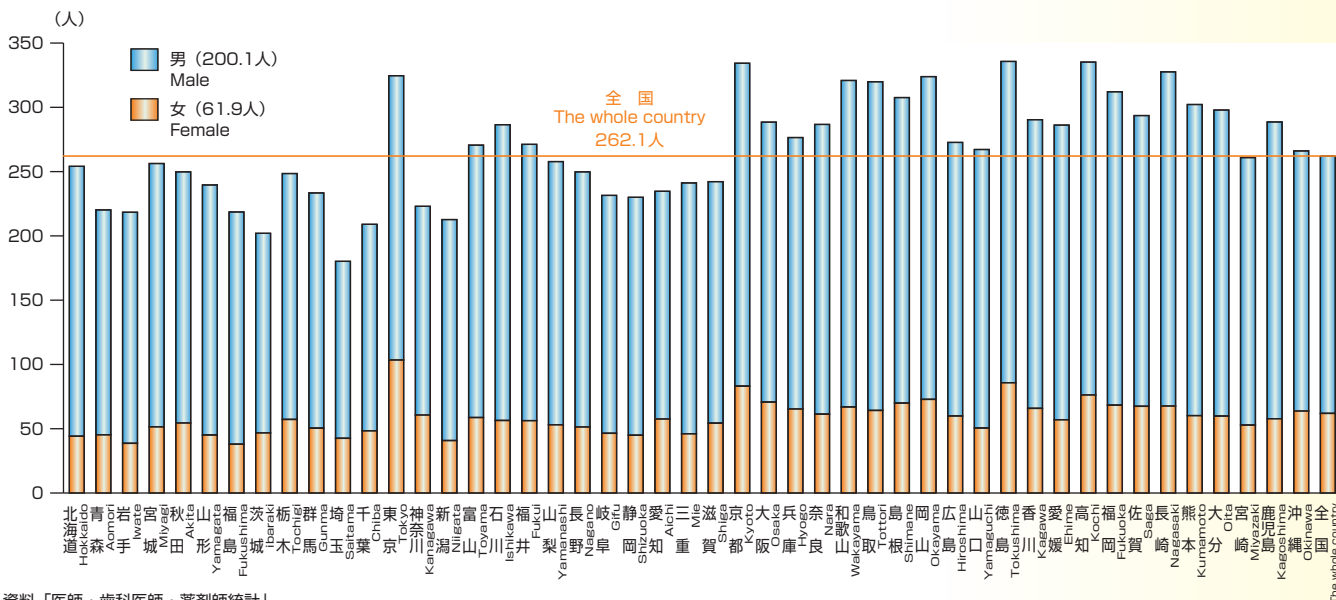
資料「医療施設調査」  
Source : "Survey of Medical Institutions"

◇全国の医療施設に従事する医師数 (人口10万対) は、262.1人

The total number of physicians practicing in medical institutions (hospitals or clinics)  
per 100,000 population is 262.1

都道府県 (従業地) 別にみた医療施設に従事する人口10万対医師数 —令和4年12月31日—

Number of physicians practicing in medical institutions (hospitals or clinics) per 100,000 population by prefecture —December 31, 2022—

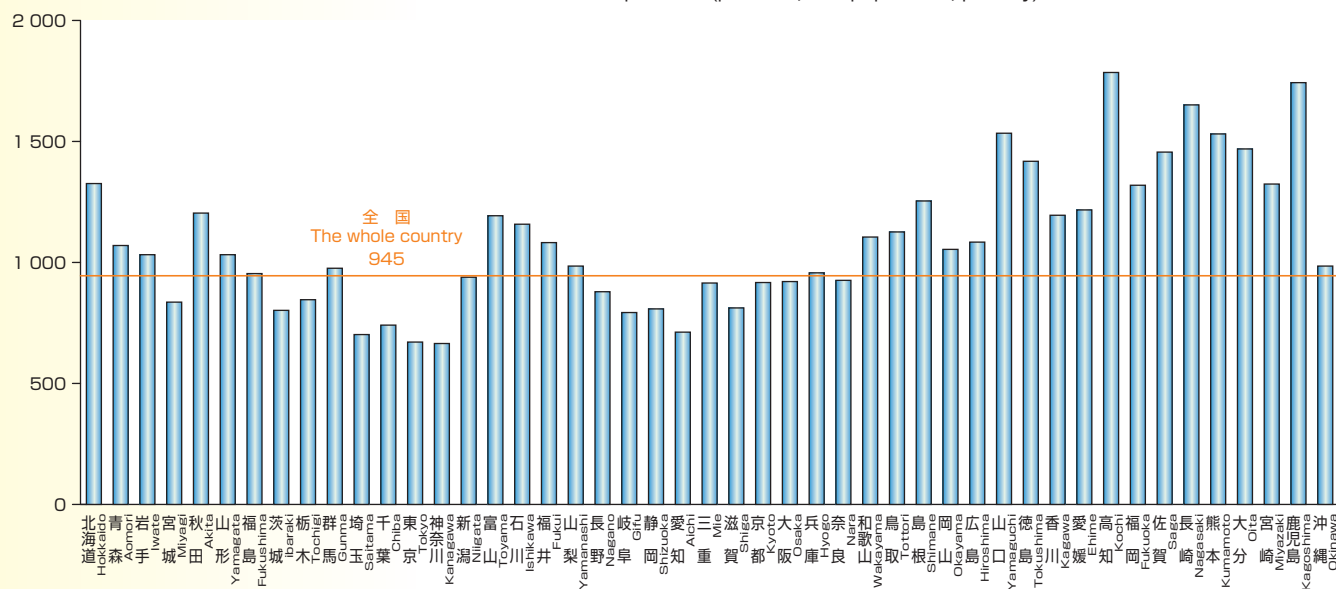


資料「医師・歯科医師・薬剤師統計」  
Source : "Survey of Physicians, Dentists and Pharmacists"

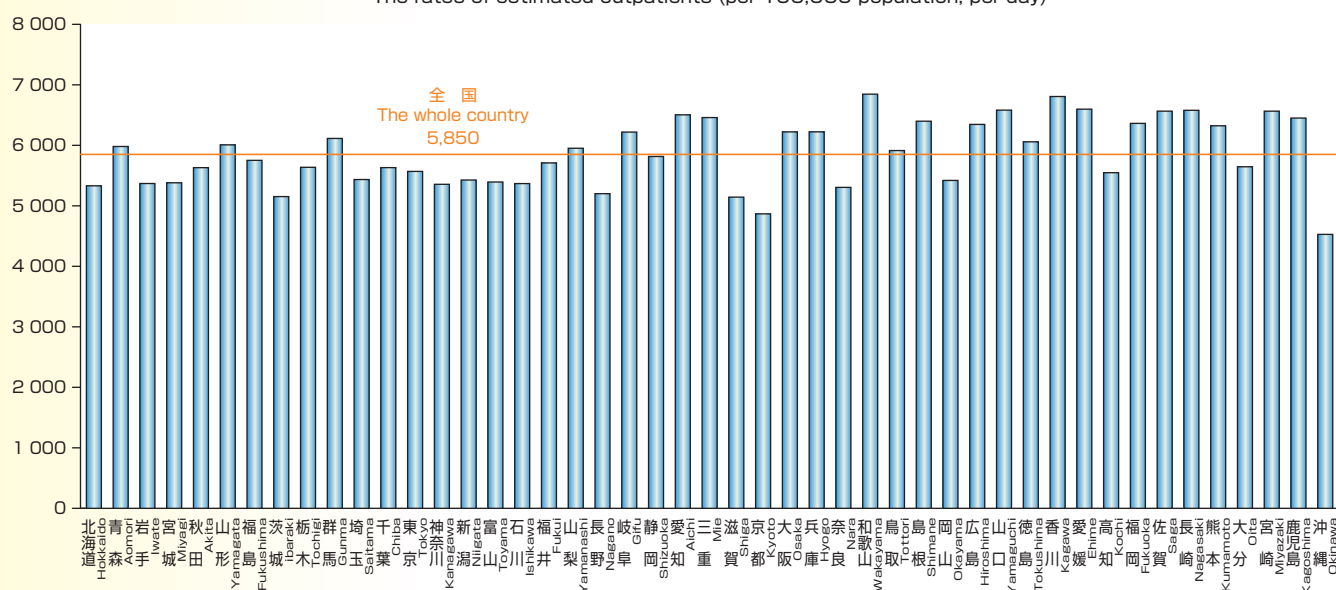
The rates of estimated patients (per 100,000 population, per day) is 945 for inpatients and 5,850 for outpatients

The rates of estimated patients by prefecture (address of patient) (surveyed one day in October, 2023)

The rates of estimated inpatients (per 100,000 population, per day)



The rates of estimated outpatients (per 100,000 population, per day)



Source: "Patient Survey"

Rates of estimated patients (per 100,000 population) = Estimated patients/Census population  $\times$  100,000