

Senior Citizen, Policies & Activities CTOP and LTOP Projects

Dr. Chanvit Tharathep
Deputy Permanent Secretary
Ministry of Public Health
Thailand

Outline

1. Situation in Thailand
2. Impact of Imbalanced Population Age Structure
3. Thailand Policies and Activities
4. CTOP
5. LTOP
6. Challenges

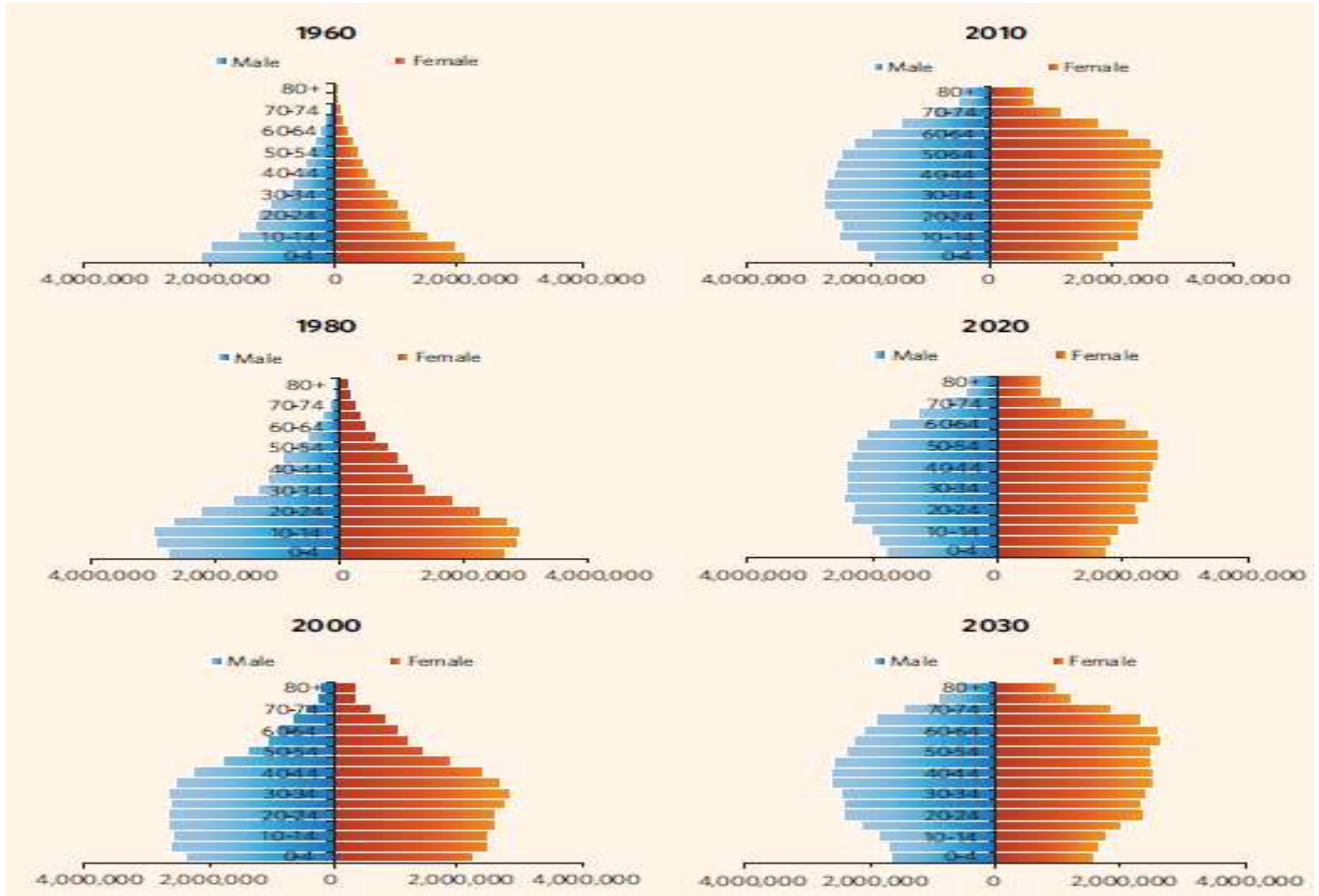
1. Situation in Thailand

Total Fertility Rate : Thailand

Total Fertility Rate	2010-2015	2015-2020
Medium Projection	1.85	1.85
Low Projection	1.6	1.6
Actual 2010	1.5	**

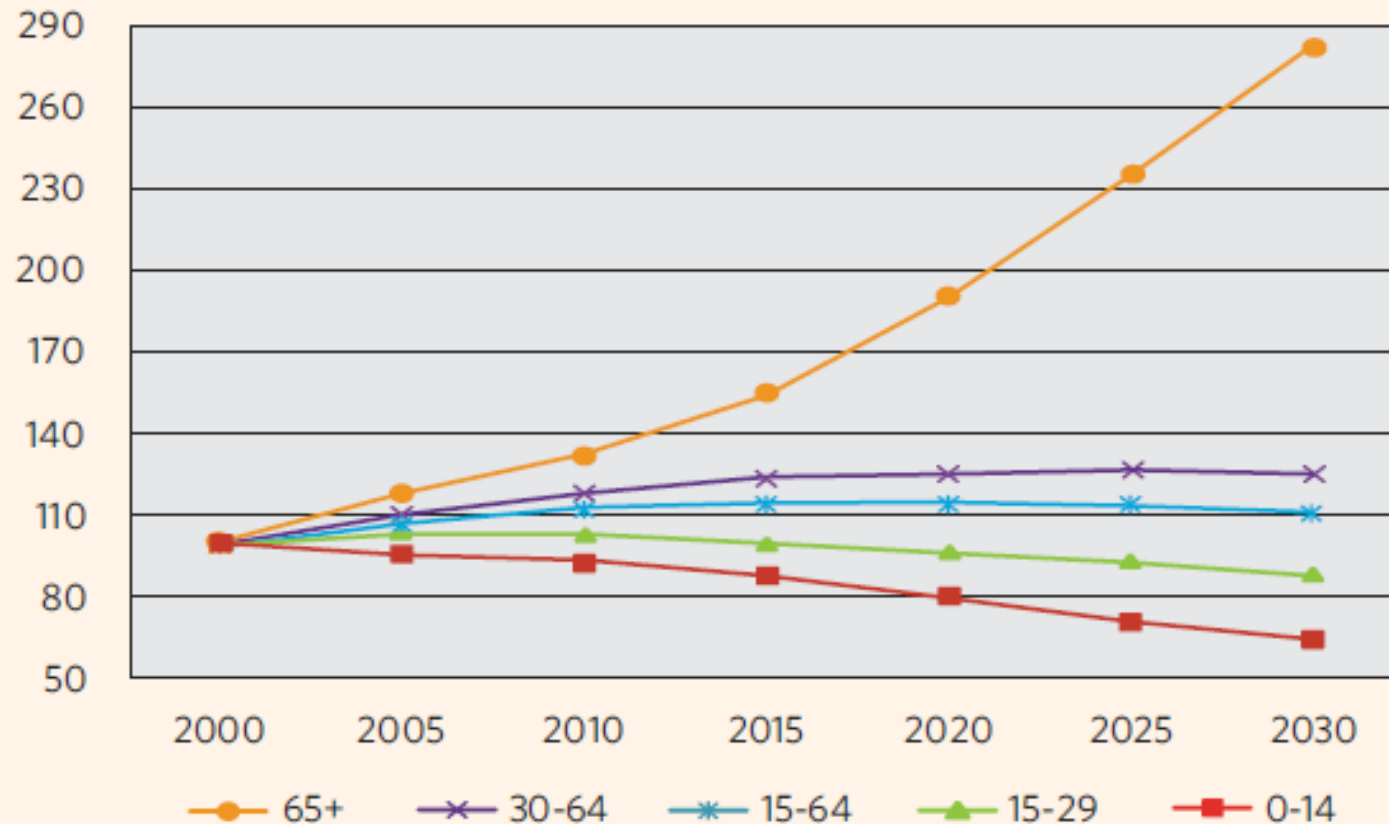
* **United Nations Population Division**

Demographic population : Thailand



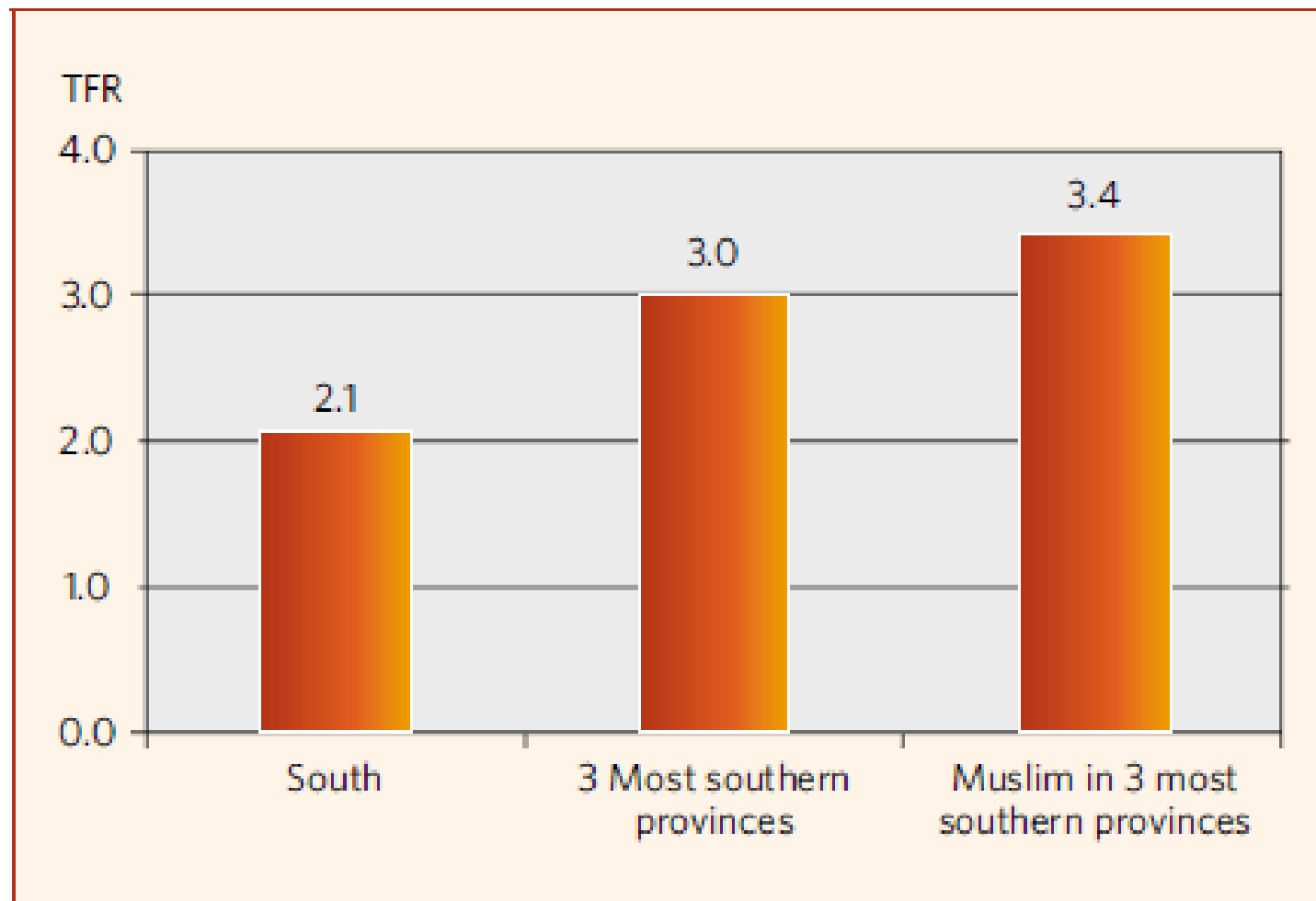
2. Impact of Imbalanced population age structure

Index of Growth of Age groups 2000-2030

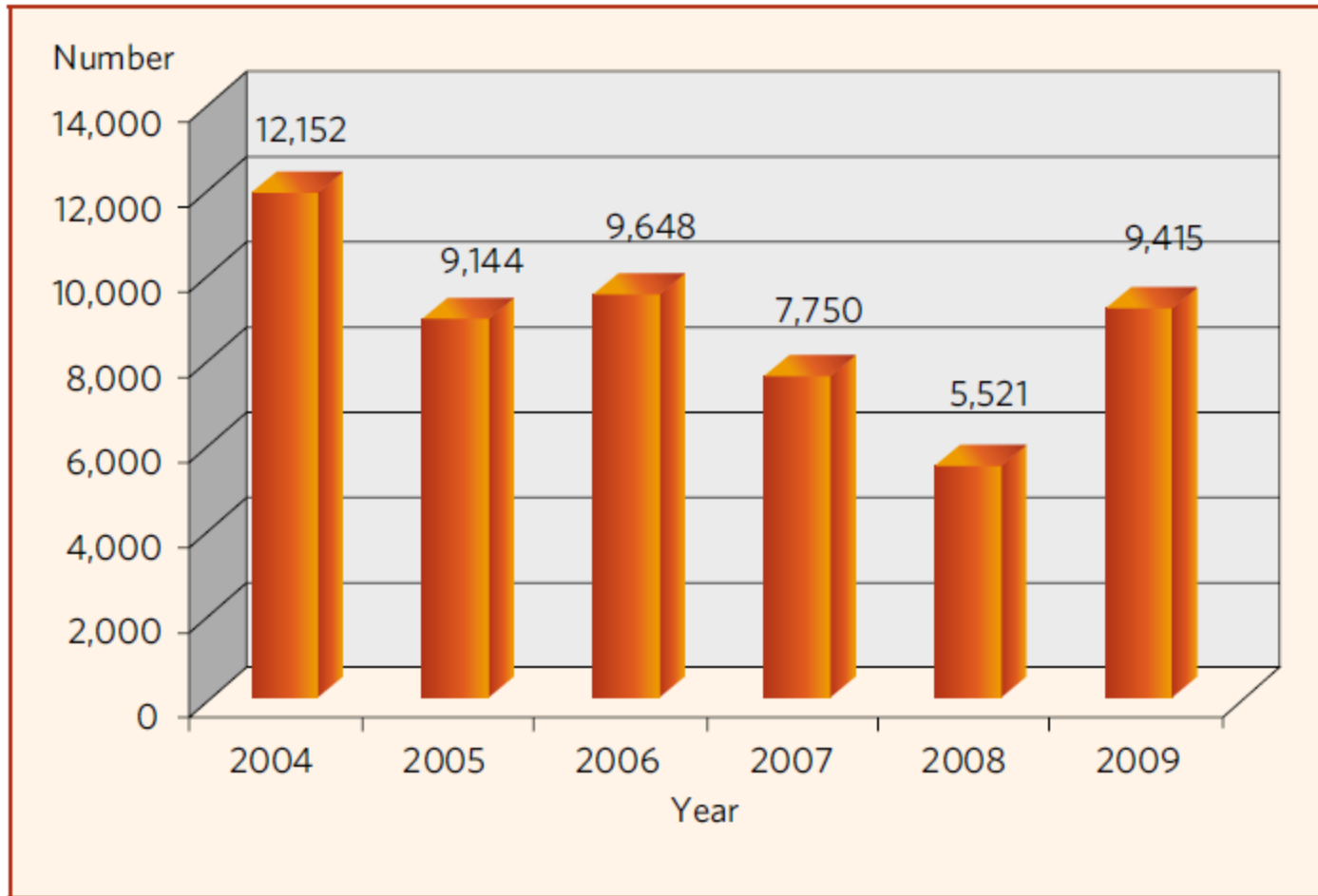


Year 2000 = 100

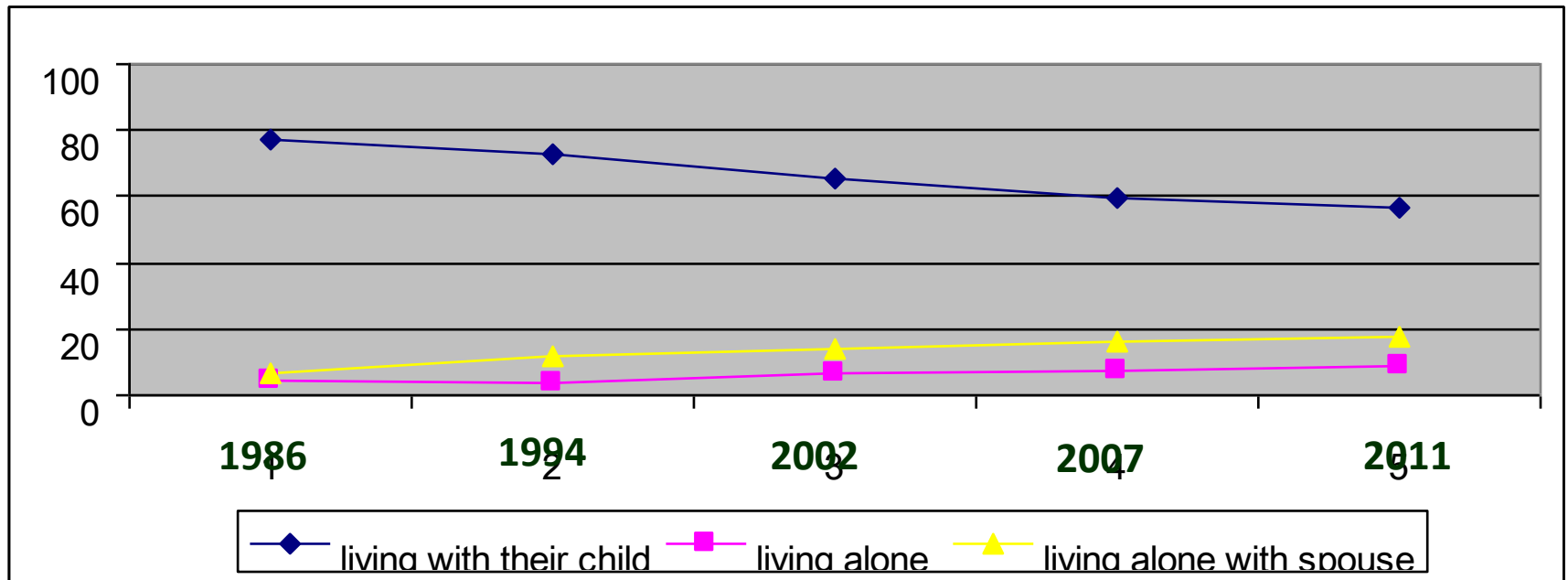
TFR in 3 Southern Provinces 2003



Reported Pregnant Migrant Workers 2004-2009



Ratios of the Elderly



Ref. : the 2nd study report of the development of the national plan for the elderly project (2002-2521)

Duration of Ageing

(Society with Elderly +65 ~ from 7% to 14%)

- France 114 years (from 1865 to 1979)
- Sweden 82 1890 1972
- Italy 59 1930 1989
- UK 46 1930 1976
- Germany 42 1930 1972
- **Japan 24** 1970 1994
- China 25 2001 2026 (*exp.*)
- **Thailand 22** 2001 2023 (*exp.*)
- Korea 19 1999 2018 (*exp.*)
- Singapore 19 2000 2019
- Malaysia, Indonesia, Philippines, Vietnam have not yet reached society with 7% Elderly

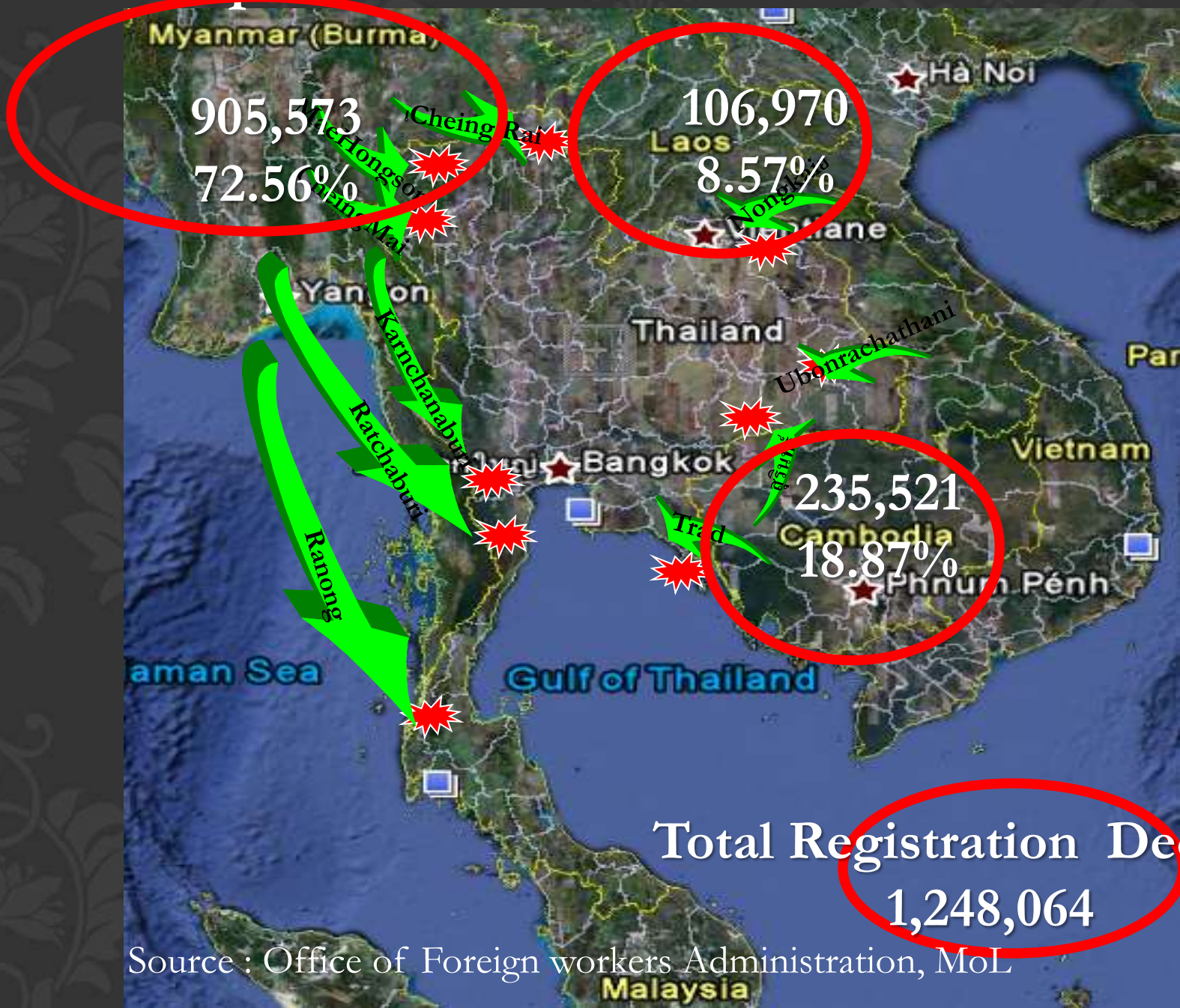
Number of Disabled Elderly (x 1000) Thailand

	<u>2000</u>	<u>2005</u>	<u>2010</u>	<u>2015</u>	<u>2020</u>
Home bound	234	283	341	412	508
Bed bound	45	53	65	79	98
Self-care need	350	418	500	602	742

Impact of Imbalanced Population Age Structure

- **Increased** proportion of the elderly
- **Increased** family burden
- **Lower** total fertility rate
- **Reduction of** labor workforce
- **Increase of** health expenditure

Population Movement into Thailand

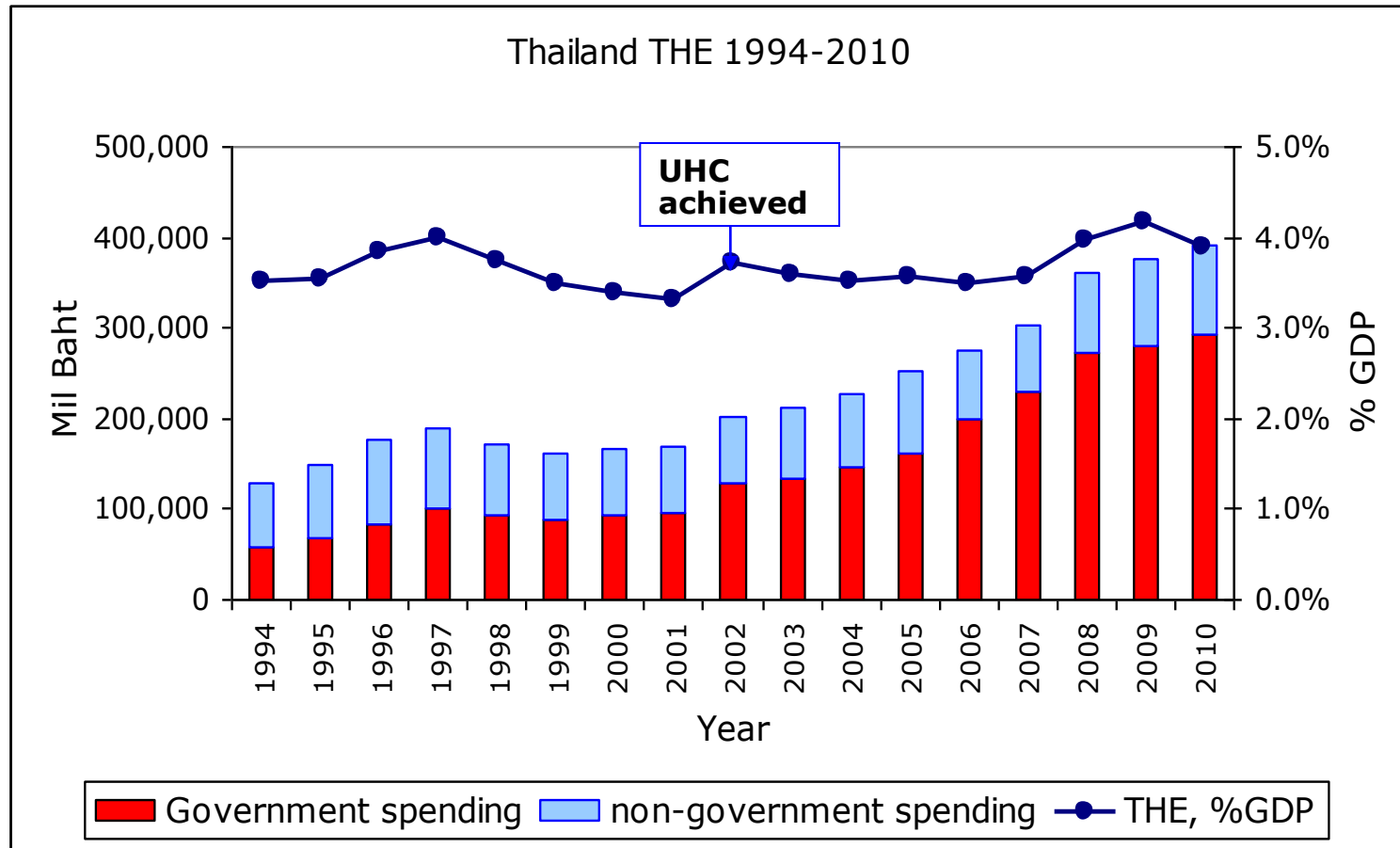


Total Registration Dec. 2011
1,248,064

Source : Office of Foreign workers Administration, MoL

Increasing share of public spending on health after achieving UHC

(Magnitude of total health expenditure and as % of GDP 1994-2010)



Total health expenditure during 2003-2009 ranged from
3.49 to 4.0% of GDP, THE per capita in 2010 = 194 USD

Capitation payment for UC beneficiary in 2010 = 80 USD per capita

3. Thailand Policies and Activities

Elderly Policy : Prime Minister, Ms. Yingluck Shinawatra)

- Monthly allowance (60-69 years : 600 TBH, 70-79 years : 700 TBH, 80-89 years : 800 TBH, 90 years : 1,000 TBH)
- Improve the quality of life (childhood, puberty, during pregnancy, elderly and disabled)
- **Facilities** to support the elderly and disabled
- Development of health care services
- **Provide relief**, education, Welfare and Career
- Elderly as a social force.

Government Organization

Type of the Elderly Care	Quantity	Responsible division
Day Care	4	Health Promoting Hospital
The Elderly Welfare Center	12	MSDHS.
Elderly Home Foundation	20	MSDHS. /Local authority/BMA.

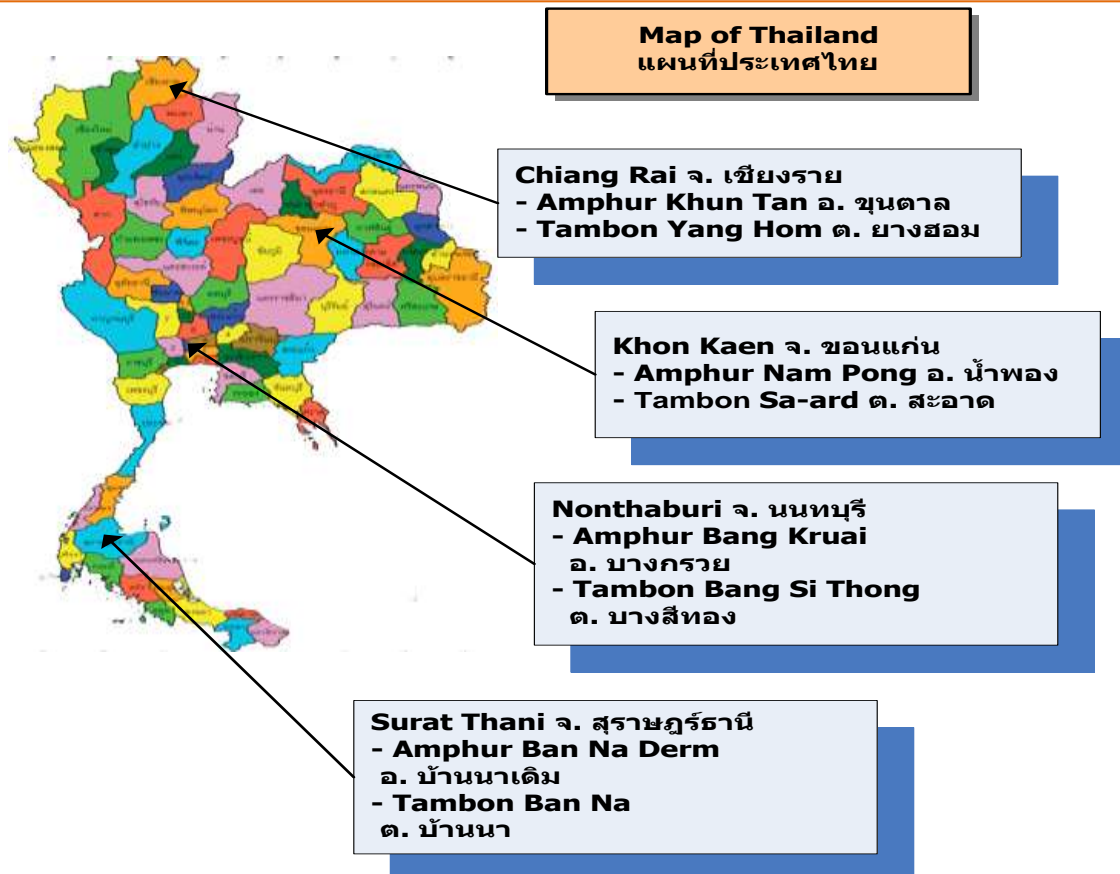
Budget and Organization

Project	Organization
The Elderly Pension	MOI
The Vulnerable Pension	MOI
Budget Support for Health Volunteer	MOI
The Elderly Fund	MSDHS
The Sub-district Fund	NHSO & MOI
The fund for Disable 's Rehabilitation	NHSO & MOI
The Budget for the Disabled	MSDHS
Fund for the Thai Traditional Medicine	NHSO
P&P of Elderly	NHSO
One Baht Saving Fund (สัจจะออมทรัพย์)	Community

Universal Health Coverage in Thailand

Health Security Scheme	Number of beneficiaries	Percentage of coverage
30 Baht	47,557,262	75.11
Social Security	10,042,811	15.86
Civil Servant Medical Benefit	4,965,357	7.84
Unidentified groups	752,731	1.19
Total	63,318,161	100

4. Community Based Integrated Health Care and Social Welfare Services Model for Thai Older Persons : CTOP



Project Schedule

1st Year: to Identify Local Needs and Available Resources

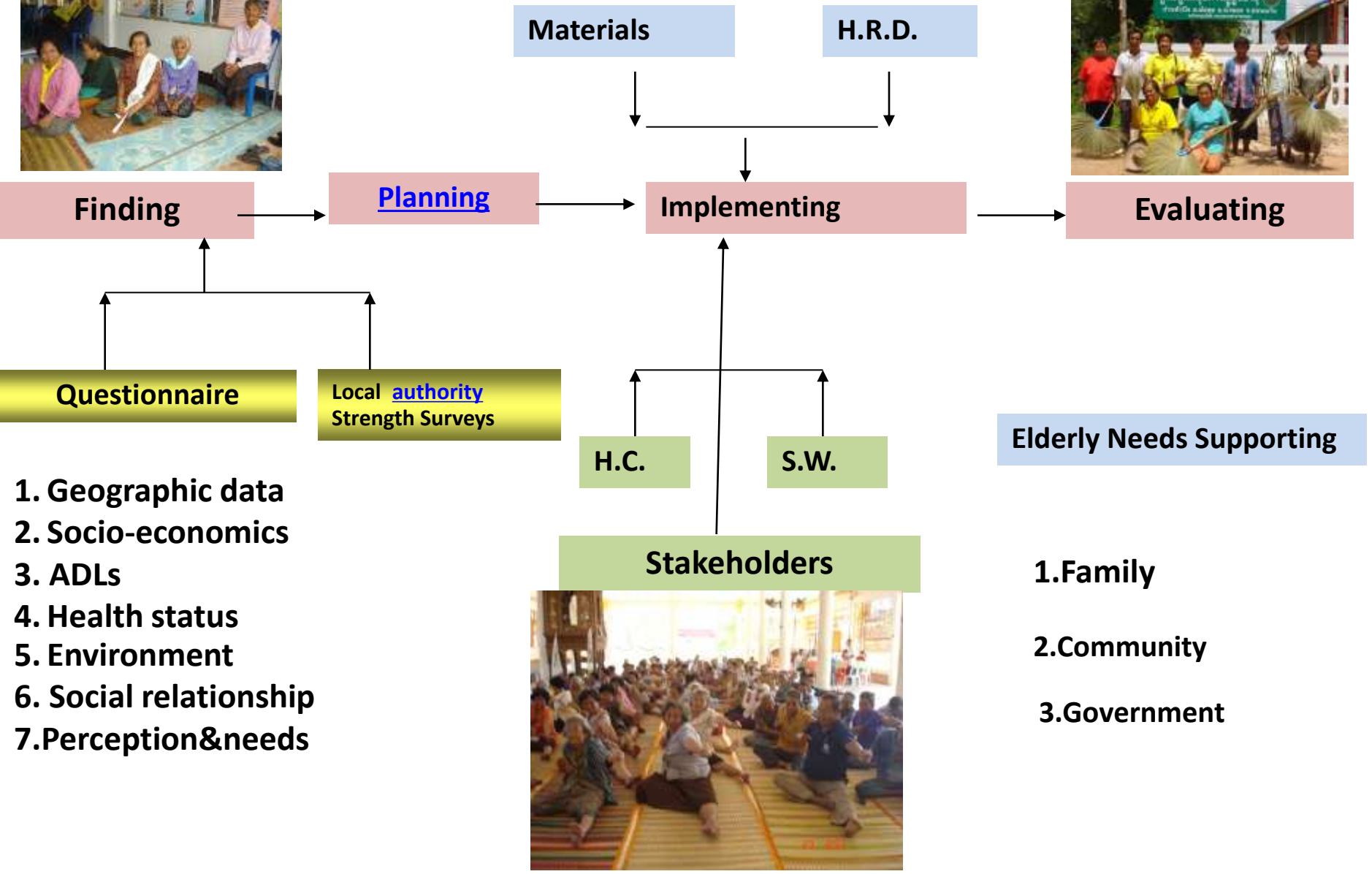
Human Resource Development

2nd Year: Draft Model is Developed at each site

3rd Year: Draft Model is Conducted at each site

4th Year: Model is Finalized and Presented at National Level

Community Based Integrated Health Care and Social Welfare Services Model for Thai Older Persons : CTOP



Targets of CTOP

Self care
Self Support



Bed
Bound

Home
Bound



Community
Based Care

Provide by

Volunteers
Family members

****Need Long Term Care Professional ****



Number of disables (x 1000) Thailand

	<u>2000</u>	<u>2005</u>	<u>2010</u>	<u>2015</u>	<u>2020</u>
Home bound	234	283	341	412	508
Bed bound	45	53	65	79	98
Self-care need	350	418	500	602	742



Second Project to fill the Gap

5. THE PROJECT OF LONG-TERM CARE SERVICE DEVELOPMENT FOR THE FRAIL ELDERLY AND OTHER VULNERABLE PEOPLE

LTOP

January 2013 – August 2016



THE PROJECT OF LONG-TERM CARE SERVICE DEVELOPMENT FOR THE FRAIL ELDERLY AND OTHER VULNERABLE PEOPLE (LTOP)

Summary

- CTOP → LTOP (2013-2017)
- Piloted Provinces: Chiangrai, KhonKhan, Nonthaburi, Surtathani, Nakhon Ratchasima and Bangkok Metropolitan
- Expected to be efficient enough and sustainable for the Thai elderly

Duration: 14 January 2013 ~ 31 August 2017
(4 years 8 months)

Aim:

- 1.Outline future long-term care for Thai elderly.
- 2.Support policy making for aged care in Thailand.

Outcome:

1. Results from 6 piloted provinces will guide Thai policy makers on aged care.
2. " the Service Model" developed and utilised effectively and sustainably.
3. Development of Programs for the elderly, and their care coordinators & care workers.



The participations of relevant sectors

- **Ministry of Public Health**
- **Ministry of Social Development and Human Security**
- **Ministry of Interior**
- **Ministry of Education**
- **Ministry of Finance**
- **Office of the National Economic and social Development Board**
- **Ministry of Labour**
- **Bangkok Metropolitan Administration**
- **National Health Security Office**
- **JICA**

6. Challenges

Long Term

- How to reduce Family Burden
- Increase Total Fertility Rate

Short Term

- Long Term Care System
- Financial Management for Long Term Care
- Health Expenditure
- Risk Mitigation : Labor, Migrant worker

Thank you for kind attention.

