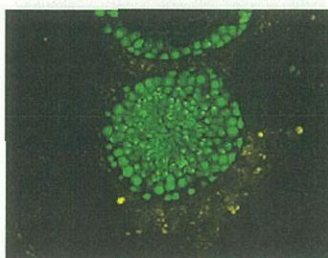
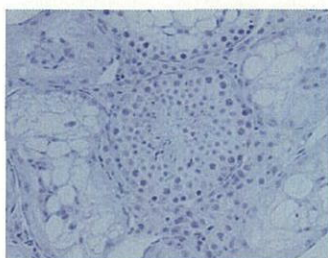
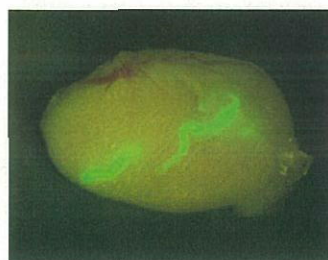


分離後の精細胞分画を移植した精巣



可視光

UV light

GFP(+)成熟精子を用いてICSI



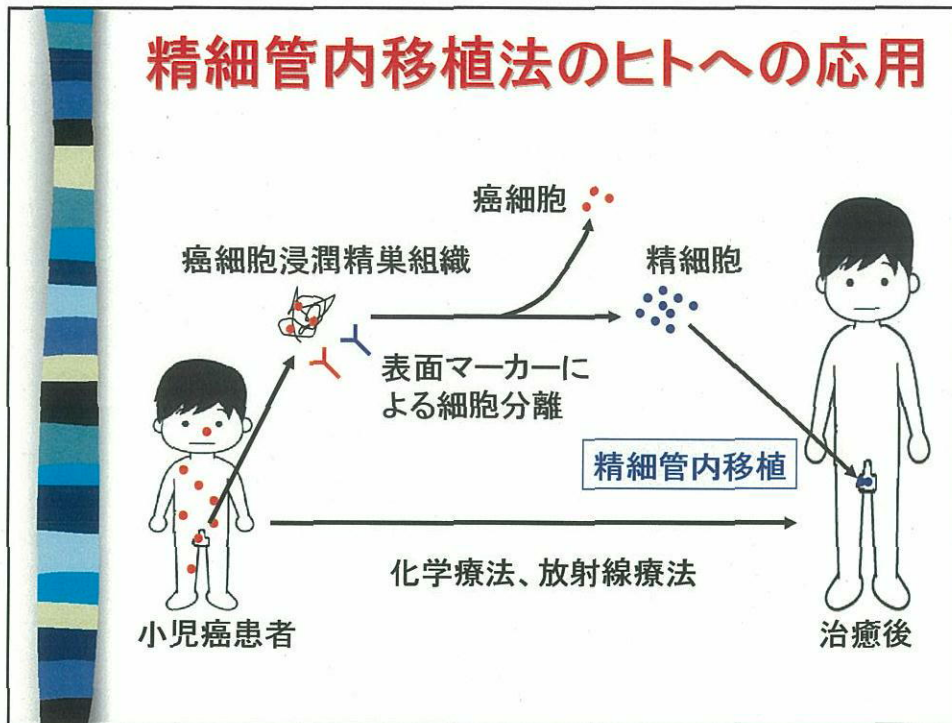
可視光

UV light

出産率: 28.6%

(K. Fujita, A. Tsujimura et al.: J. Clin. Invest. 115: 1855-1861, 2005)

精細管内移植法のヒトへの応用



臨床応用までの問題点

