

## **The Survey Results of Radioactive Materials in Tap Water**

### **1. The status of the surveys conducted on radioactive materials in tap water**

Surveys on radioactive materials in tap water are currently implemented by the Government's Nuclear Emergency Response Headquarters, the Ministry of Education, Culture, Sports, Science and Technology (MEXT), local governments, and water supply utilities.

- (1) Surveys conducted by the Government's Nuclear Emergency Response Headquarters  
Beginning on 16 March, 2011, measurements are conducted daily on tap water of water supply businesses located in the whole areas of Fukushima prefecture. The results of the surveys are publicly announced by the Ministry of Health, Labour, and Welfare (MHLW).
- (2) Surveys conducted by MEXT  
Beginning on 18 March, 2011, measurements are conducted daily on tap water at one point in each prefecture. The results of the surveys are publicly announced by MEXT.
- (3) Surveys conducted by the local governments and the water supply utilities  
Measurements on tap water of water supply businesses are conducted by the local governments and the water supply utilities in Fukushima prefecture and the neighboring regions. The results of the surveys are publicly announced by the local governments and the water supply utilities, respectively.

### **2. The status of the restriction on the intake of tap water and public announcement on it, as requested by MHLW**

Following the accidents at the Fukushima No. 1 Nuclear Power Plant, the water supply utilities that the restriction on intake of tap water (applicable also to infants) and public announcement on it were requested by MHLW, are shown in Table 1.

Of all the water supply utilities, the intake restriction and public announcement were requested only at one small-scale water supply utility in Fukushima prefecture by MHLW, as the level of radioactive iodine exceeded 300 Bq/kg. (This intake restriction and public announcement on it were cancelled on 1 April.)

The restriction on infants' intake of tap water and public announcement on it were requested to 20 water supply utilities in a total of 5 prefectures (Fukushima, Ibaraki, Chiba, Tokyo, and Tochigi), as the level of radioactive iodine exceeded 100 Bq/kg. (The restriction on the infants' intake is being imposed at only one utility at present.) There are no restriction on the intake of tap water and public announcement requested in other prefectures (as of 18 April).

No water supply utilities have been requested the restriction on intake of tap water and public announcement on it because of the excess of index value for radioactive cesium (200Bq/kg).

### **3. The survey results of radioactive materials in tap water**

- (1) The results of MEXT's surveys on radioactive materials in tap water  
The results of MEXT's surveys on radioactive materials in tap water are shown in Figure 1

and Table 2. Radioactive iodine and radioactive cesium were detected in 14 prefectures, and these materials have not been detected in the other prefectures.

The peak of radioactive iodine concentration at each measuring point was observed at slightly different time, which was from 18 to 29 March. From the end of March, the concentration at many points started to show decreasing trend, and only traces of radioactive concentration were detected on 11 April.

The concentration level of radioactive cesium, compared with radioactive iodine, is generally low; a small amount of radioactive materials was detected as of 11 April.

- (2) The results of surveys conducted at the water supply utilities for which intake restriction was imposed

The survey results of radioactive materials in tap water conducted by water supply utilities for which intake restriction was imposed are shown in Figure 2 and Table 3.

The peak concentration of radioactive iodine was observed in tap water at each measuring point from 17 to 24 March. The concentration levels declined starting in the end of March. As of 11 April, no radioactive iodine was detected at most of the measuring points.

The concentration level of radioactive cesium, compared with radioactive iodine, is generally low, although it has been detected temporarily in parts of municipalities in Fukushima prefecture. As of 11 April, at many points, no radioactive cesium was detected.

(Reference 1) The restriction on intake of tap water, public announcement, and cancellation

- The requests for the restrictions on intake of tap water and public announcement by the MHLW

In principle, the MHLW requests the restriction of intake and public announcement to water supply utilities whose average inspection results of the radioactive materials in tap water in the last three days exceeds the index levels. However, in case a single inspection outcome considerably exceeds the index levels, the MHLW requests the restriction on intake and public announcement to the said water supply utility.

- Recommended measure for the cancellation of intake restrictions by water supply utilities  
Water supply utilities restricting the intake of tap water are recommended to lift their restrictions in case the average inspection results of radioactive materials in tap water in the last immediate 3 days falls below the index levels and that the outcomes have been on the decrease.

※Fundamentally, the index levels on intake restrictions are set up taking into account the long-term effects of radioactive materials, and thus the assessment should be conducted in comparison with the long-term intake. On the other hand, according to the inspection results obtained so far, the concentration of radioactive materials in tap water fluctuates in time. Therefore, it is difficult to forecast fluctuation in the long-term. In the light of the above, the MHLW has decided to conduct an assessment with acquired data over three days for the time being, considering that the prompt judgment to a certain extent is required for the commencement and cancellation of the restriction of the intake.

(Reference 2) Current Indexes

- 1) Index for restrictions on the intake of food and beverages set by the Nuclear Safety Commission  
Radioactive iodine in drinking water: 300 Bq/kg;  
Radioactive cesium in drinking water: 200 Bq/kg
- 2) “Measures for infants’ ingestion of tap water” (No. 0321-1 issued by Water Supply Division, Health Service Bureau on March 21, 2011)

- MHLW notified the heads of departments in charge of water supply administration in each prefectural government and water supply utilities, to refrain from having infants intake tap water, including giving them formula milk dissolved by tap water, in case the level of radioactive iodine in tap water exceeds 100 Bq/kg.

Table1. The status of the requests for the restriction on tap water intake and public announcement

<Timeline>

Infants			
Date	Prefecture	Water supply utility, etc.	Notes
3/21	Fukushima	Iitate-mura (village) Small-Scale Water Supply Utility (Iitate-mura (village))	
3/22	Fukushima	Date-shi (city)/Tsukitate Small-Scale Water Supply Utility (Date-shi (city))	Cancelled on 3/26
		Kawamata-machi (town) Water Supply Utility (Kawamata-machi (town))	Cancelled on 3/25
		Koriyama-shi (city) Water Supply Utility (Koriyama-shi (city))	Cancelled on 3/25
		Minamisoma-shi (city) Water Supply Utility (Minamisoma-shi (city))	Cancelled on 3/30
		Tamura-shi (city) Water Supply Utility (Tamura-shi (city))	Cancelled on 3/23
3/23	Fukushima	Iwaki-shi (city) Water Supply Utility (Iwaki-shi (city))	Cancelled on 3/31
	Ibaraki	Tokai-mura (village) Water Supply Utility (Tokai-mura (village))	Cancelled on 3/26
		Suifu district Hokubu (northern area) Small-Scale Water Supply Utility (Hitachi-ota-shi (city))	Cancelled on 3/26
	Chiba	Chiba Prefecture Water Supply Utility (Chiba Nogiku-no-sato Water Treatment Plant and Kuriyama Water Treatment Plant)	Cancelled on 3/25
		Kitachiba-Koiki Bulk Water Supply Utility	Cancelled on 3/26
	Tokyo	Tokyo Water Supply Utility (23 wards and 5 cities)	Cancelled on 3/24
3/24	Ibaraki	Kita-Ibaraki-shi (city) Water Supply Utility (Kita-Ibaraki-shi (city))	Cancelled on 3/27
		Hitachi-shi (city) Water Supply Utility (Hitachi-shi (city))	Cancelled on 3/26
		Kasama-shi (city) Water Supply Utility (Kasama-shi (city))	Cancelled on 3/27
3/25	Tochigi	Utsunomiya-shi (city) Water Supply Utility (Utsunomiya-shi (city))	Cancelled on 3/25
		Nogi-machi (town) Water Supply Utility (Nogi-machi (town))	Cancelled on 3/26
	Ibaraki	Ibaraki-Ken-Nan Water Supply Utility (Toride-shi (city))	Cancelled on 3/26
		Koga-shi (city) Water Supply Utility (Koga-shi (city))	Cancelled on 3/25
3/26	Fukushima	Tamura-shi (city) Water Supply Utility (Tamura-shi (city))	Cancelled on 3/28
	Chiba	Chiba Prefecture Water Supply Utility (Kashiwai Water Treatment Plant (East side facility))	Cancelled on 3/27
		Inba-gun (county) Bulk Water Supply Utility	Cancelled on 3/27
3/27	Fukushima	Date-shi (city)/Tsukitate Small-Scale Water Supply Utility (Date-shi (city))	Cancelled on 4/1

General public			
Date	Prefecture	Water supply utility, etc.	Notes
3/21	Fukushima	Iitate-mura (village) Small-Scale Water Supply Utility (Iitate-mura (village))	Cancelled on 4/1

※”Infants” refer to informing that infants refrain from intaking tap water (including giving infants formula milk dissolved by tap water, etc.); “General public” means informing residents to refrain from drinking tap water. In addition, "Start" and "Cancel" refer to the "beginning" and "cancellation" of the public announcement of relevant information (public relations), respectively.

※The table was created based on information confirmed by the MHLW by the time of issuance of this announcement.

※In Iitate-mura (village), Fukushima prefecture, the restriction on tap water intake by infants and public announcement continue according to the judgment by the village, although the inspection results of radioactive materials are below the index values for infants.

<By prefecture>

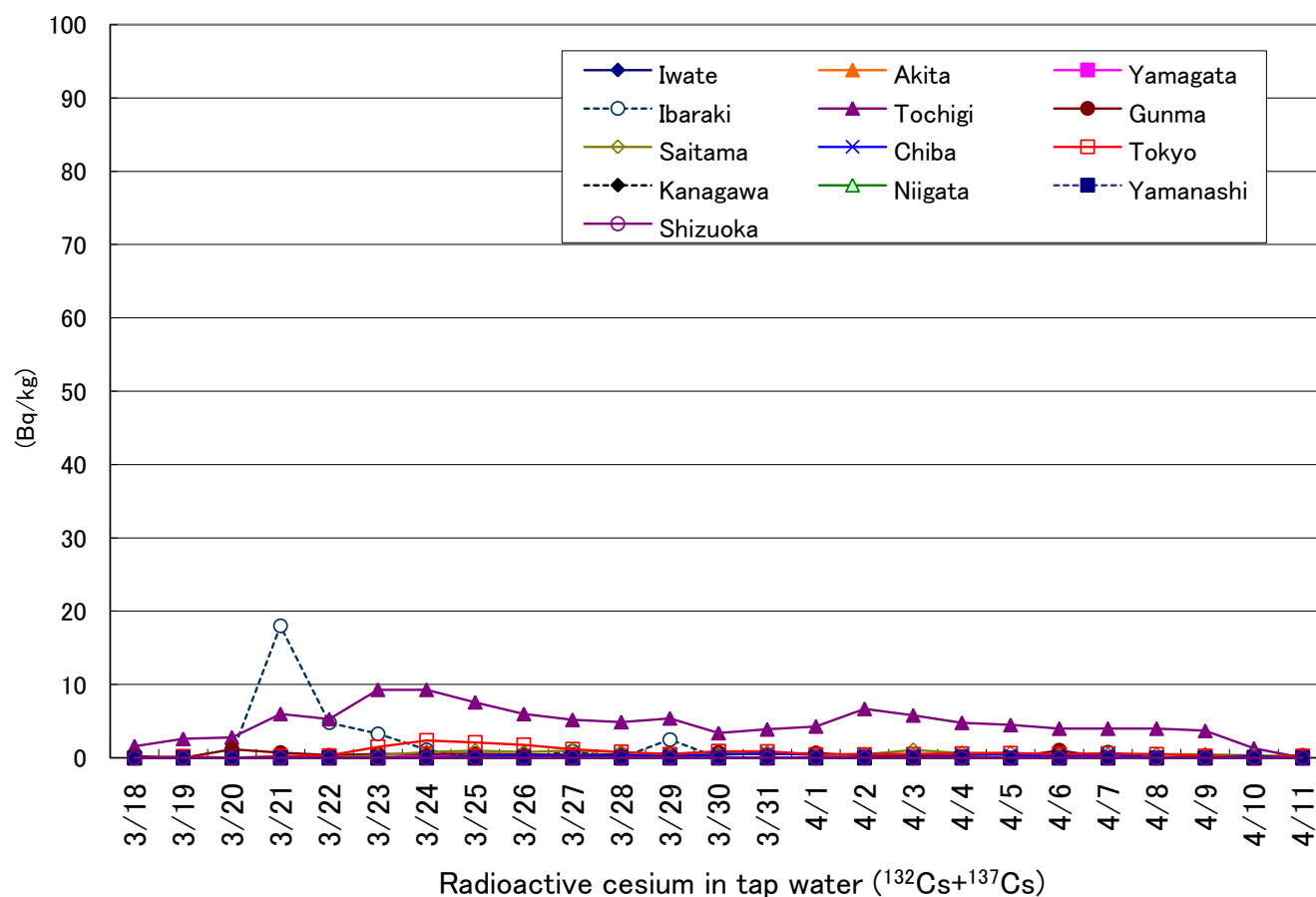
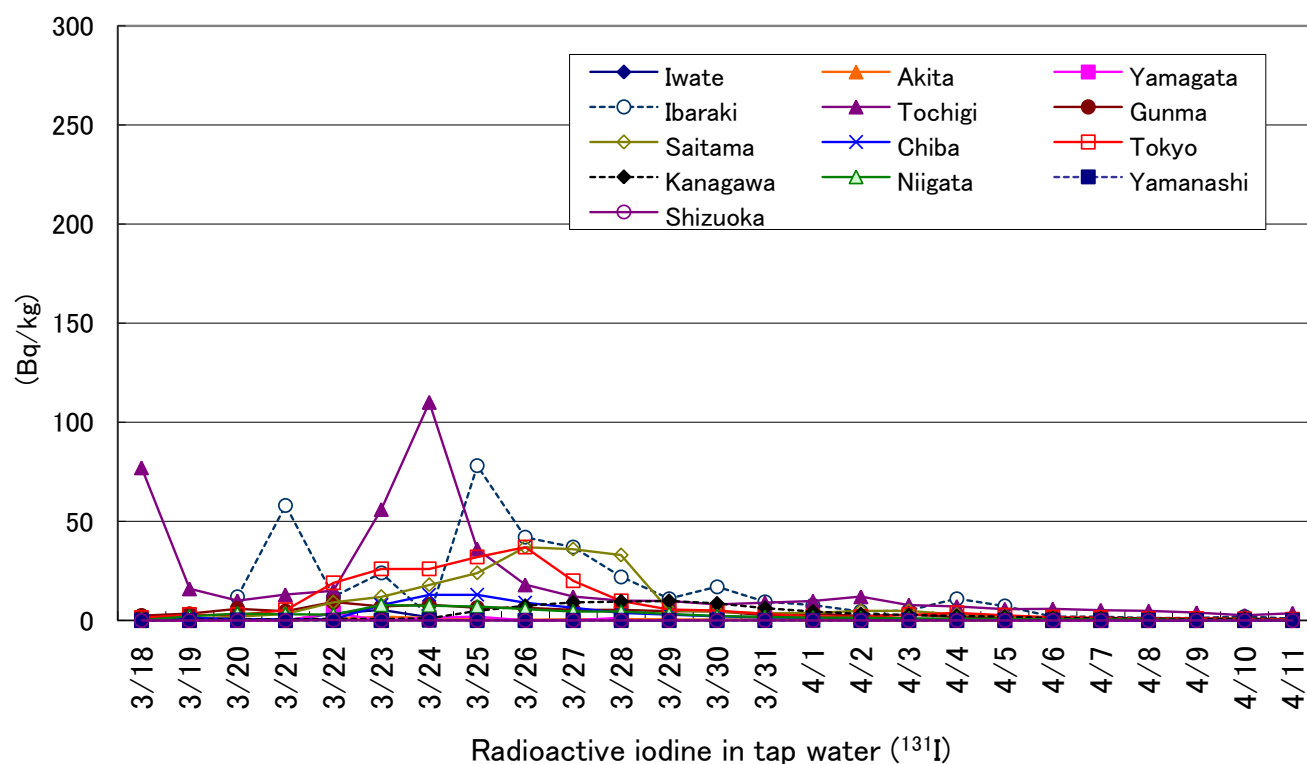
	Water supply utility, etc.	Infants		General public	
		Start	Cancel	Start	Cancel
Fukushima	Iitate-mura (village) Small-Scale Water Supply Utility (Iitate-mura (village))	3/21		3/21	4/1
	Date-shi (city)/Tsukitate Small-Scale Water Supply Utility (Date-shi (city))	3/22	3/26		
		3/27	4/1		
	Kawamata-machi (town) Water Supply Utility (Kawamata-machi (town))	3/22	3/25		
	Koriyama-shi (city) Water Supply Utility (Koriyama-shi (city))	3/22	3/25		
	Minamisoma-shi (city) Water Supply Utility (Minamisoma-shi (city))	3/22	3/30		
	Tamura-shi (city) Water Supply Utility (Tamura-shi (city))	3/22	3/23		
		3/26	3/28		
Iwaki-shi (city) Water Supply Utility (Iwaki-shi (city))	3/23	3/31			
Ibaraki	Tokai-mura (village) Water Supply Utility (Tokai-mura (village))	3/23	3/26		
	Suifu district Hokubu (northern area) Small-Scale Water Supply Utility (Hitachi-ota-shi (city))	3/23	3/26		
	Kita-Ibaraki-shi (city) Water Supply Utility (Kita-Ibaraki-shi (city))	3/24	3/27		
	Hitachi-shi (city) Water Supply Utility (Hitachi-shi (city))	3/24	3/26		
	Kasama-shi (city) Water Supply Utility (Kasama-shi (city))	3/24	3/27		
	Koga-shi (city) Water Supply Utility (Koga-shi (city))	3/25	3/25		
	Ibaraki-Ken-Nan Water Supply Utility (Toride-shi (city))	3/25	3/26		
Chiba	Chiba Prefecture Water Supply Utility (Chiba Nogiku-no-sato Water Treatment Plant and Kuriyama Water Treatment Plant)	3/23	3/25		
	(Kashiwai Water Treatment Plant (East side facility))	3/26	3/27		
	Kitachiba-Koiki Bulk Water Supply Utility	3/23	3/26		
	Inba-gun (county) Bulk Water Supply Utility	3/26	3/27		
Tokyo	Tokyo Water Supply Utility (23 wards and 5 cities)	3/23	3/24		
Tochigi	Utsunomiya-shi (city) Water Supply Utility (Utsunomiya-shi (city))	3/25	3/25		
	Nogi-machi (town) Water Supply Utility (Nogi-machi (town))	3/25	3/26		

※”Infants” refer to informing that infants refrain from intaking tap water (including giving infants formula milk dissolved by tap water, etc.); “General public” means informing residents to refrain from drinking tap water. In addition, "Start" and "Cancel" refer to the "beginning" and "cancellation" of the public announcement of relevant information (public relations), respectively.

※The table was created based on information confirmed by the MHLW by the time of issuance of this announcement.

※In Iitate-mura (village), Fukushima prefecture, the restriction on tap water intake by infants and public announcement continue according to the judgment by the village, although the inspection results of radioactive materials are below the index values for infants.

Figure 1. Results of surveys on radioactive materials in tap water conducted by Ministry of Education, Culture, Sport, Science and Technology



※In these figures, the concentration is shown as zero for descriptive purposes of drawing figures, in case of ND (Not Detectable). (The lower detection limit varies for each measurement, and ND does not mean that the detected concentration level is zero.)

※Out of prefectural governments conducting surveys, only prefectures, in which radioactive iodine and radioactive cesium were detected, are shown.

Table 2. Results of surveys on radioactive materials in tap water conducted by Ministry of Education, Culture, Sport, Science and Technology<sup>※</sup>

Radioactive iodine 131

Sampling Date	Iwate	Akita	Yamagata	Ibaraki	Tochigi	Gunma	Saitama	Chiba	Tokyo	Kanagawa	Niigata	Yamanashi	Shizuoka
3/18	ND	ND	ND	-	77	2.5	0.62	0.79	1.5	ND	0.27	ND	
3/19	ND	ND	ND	-	16	3.4	0.93	1.2	2.9	0.43	2.1	ND	ND
3/20	ND	ND	ND	12	10	5.9	2	0.68	2.9	0.46	3.6	0.24	ND
3/21	ND	ND	ND	58	13	4.7	3.4	0.59	5.3	0.58	3.2	ND	ND
3/22	3.4	0.76	3.9	12	15	9.3	9.2	0.48	19	0.93	3	ND	0.14
3/23	5.3	2	ND	24	56	7	12	7.8	26	0.75	7.8	ND	ND
3/24	1.5	1.2	1.5	2.2	110	8	18	13	26	1	7.5	0.22	ND
3/25	0.54	0.83	1.9	78	36	6.4	24	13	32	4.9	7.1	ND	ND
3/26	ND	0.42	ND	42	18	6.3	37	9	37	7.4	5.7	ND	ND
3/27	0.34	0.5	ND	37	12	5.4	36	6.4	20	9.2	4.6	ND	ND
3/28	ND	0.77	1.4	22	10	5.4	33	3.8	9.8	9.6	4.5	ND	ND
3/29	ND	0.57	-	11	9.9	4.6	5.3	3	5.6	9.9	3.4	ND	ND
3/30	0.36	0.35	-	17	8.1	4.7	4.3	2	5.1	8.6	2.3	ND	ND
3/31	0.31	0.42	-	9.5	9	2.6	3.7	1.5	3.4	6.3	1.8	ND	ND
4/1	0.33	0.2	-	7.7	9.8	3.4	3.9	1.3	2.1	4.5	1.5	0.11	ND
4/2	ND	ND	-	4.6	12	2.2	4.9	0.97	2	3.3	1.4	ND	ND
4/3	ND	ND	-	5.1	7.8	3	4.8	0.74	2.9	2.7	1.1	ND	ND
4/4	0.23	ND	-	11	7.1	1.8	3	0.42	3.8	2.3	1	ND	ND
4/5	ND	ND	ND	7.3	5.7	1.2	2.2	0.41	2.6	1.9	0.77	ND	ND
4/6	ND	ND	ND	1.9	5.8	1.6	1.3	0.35	1.63	1.2	0.58	ND	ND
4/7	0.15	ND	ND	1.9	5.2	0.91	1	0.29	1.4	1.1	0.53	ND	ND
4/8	ND	ND	ND	1.2	4.8	1	0.7	ND	0.89	0.79	0.53	ND	ND
4/9	ND	ND	ND	1.3	4	0.96	0.79	ND	1	0.54	0.32	ND	ND
4/10	ND	ND	ND	2.1	2.6	0.93	0.72	ND	0.71	0.65	0.33	ND	ND
4/11	ND	ND	ND	0.91	3.7	0.7	0.41	ND	0.6	ND	0.31	ND	ND

Radioactive cesium 134 + 137

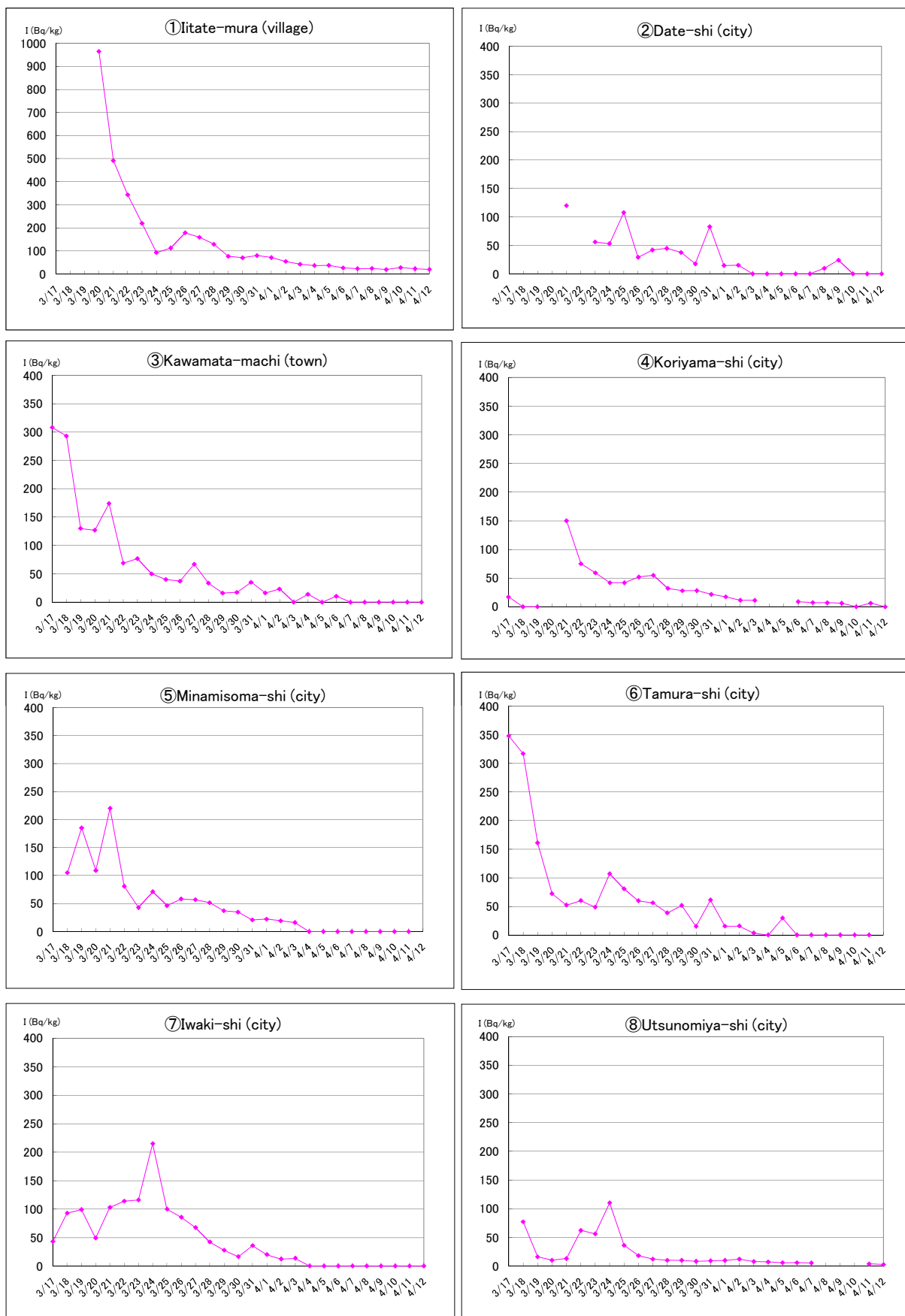
Sampling Date	Iwate	Akita	Yamagata	Ibaraki	Tochigi	Gunma	Saitama	Chiba	Tokyo	Kanagawa	Niigata	Yamanashi	Shizuoka
3/18	ND	ND	ND	-	1.6	0.22	ND	ND	ND	ND	ND	ND	ND
3/19	ND	ND	ND	-	2.6	ND	ND	ND	0.21	ND	ND	ND	ND
3/20	ND	ND	ND	0.48	2.8	1.2	ND	ND	ND	ND	ND	ND	ND
3/21	ND	ND	ND	18	6	0.72	ND	ND	0.22	ND	ND	ND	ND
3/22	ND	ND	ND	4.8	5.3	0.37	ND	ND	0.31	ND	ND	ND	ND
3/23	0.13	ND	ND	3.3	9.3	0.54	0.32	ND	1.5	ND	ND	ND	ND
3/24	ND	ND	0.43	1.1	9.3	0.55	0.82	ND	2.4	ND	ND	ND	ND
3/25	ND	ND	ND	ND	7.6	0.56	1	0.27	2.1	ND	ND	ND	ND
3/26	ND	ND	ND	ND	6	0.47	0.79	0.32	1.8	ND	ND	ND	ND
3/27	ND	ND	ND	0.91	5.2	0.44	1	0.25	1.2	ND	ND	ND	ND
3/28	ND	ND	ND	ND	4.9	0.5	0.79	0.32	0.82	ND	ND	ND	ND
3/29	ND	ND	-	2.5	5.4	0.57	0.35	0.26	0.51	ND	ND	ND	ND
3/30	ND	ND	-	ND	3.4	0.72	0.46	0.45	0.9	ND	ND	ND	ND
3/31	ND	ND	-	ND	3.9	0.46	0.76	0.64	0.88	ND	ND	ND	ND
4/1	ND	ND	-	ND	4.3	0.67	0.41	0.43	0.45	ND	ND	ND	ND
4/2	ND	ND	-	ND	6.7	0.31	0.49	0.53	0.45	ND	ND	ND	ND
4/3	ND	ND	-	ND	5.8	0.24	1.1	0.49	0.5	ND	ND	ND	ND
4/4	ND	ND	-	ND	4.8	0.19	0.68	0.5	0.59	ND	ND	ND	ND
4/5	ND	ND	ND	ND	4.5	ND	0.68	0.43	0.64	ND	ND	ND	ND
4/6	ND	ND	ND	ND	4.0	1.04	0.42	0.26	0.5	ND	ND	ND	ND
4/7	ND	ND	ND	0.76	4	ND	0.48	0.53	0.6	ND	ND	ND	ND
4/8	ND	ND	ND	ND	4	ND	0.51	ND	0.48	ND	ND	ND	ND
4/9	ND	ND	ND	ND	3.7	ND	0.49	0.18	0.26	ND	ND	ND	ND
4/10	ND	ND	ND	ND	1.3	0.13	0.33	0.24	ND	ND	ND	ND	ND
4/11	ND	ND	ND	ND	ND	0.35	0.2	ND	0.27	ND	ND	ND	ND

ND: Less than the lower limit of detection.

-: Measurements were not conducted due to the maintenance of measuring instrument.

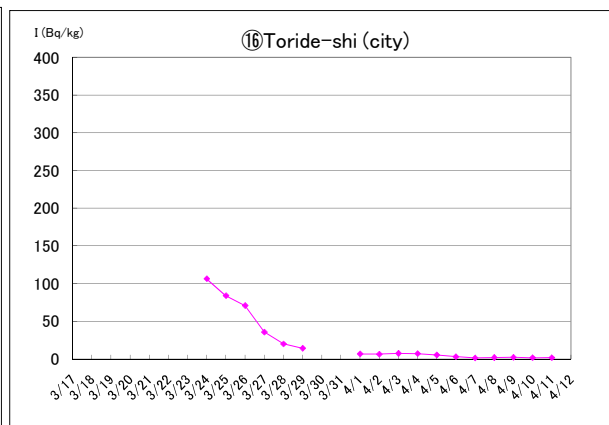
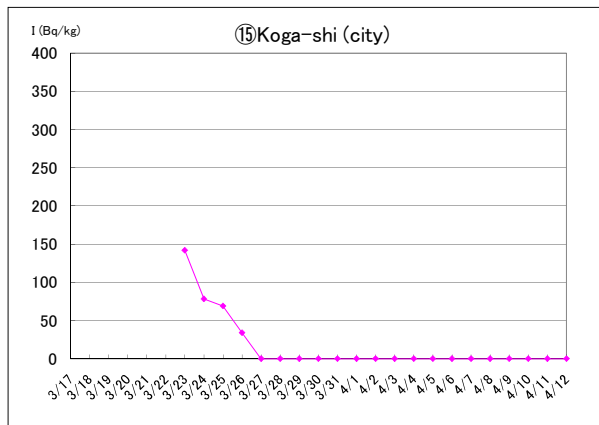
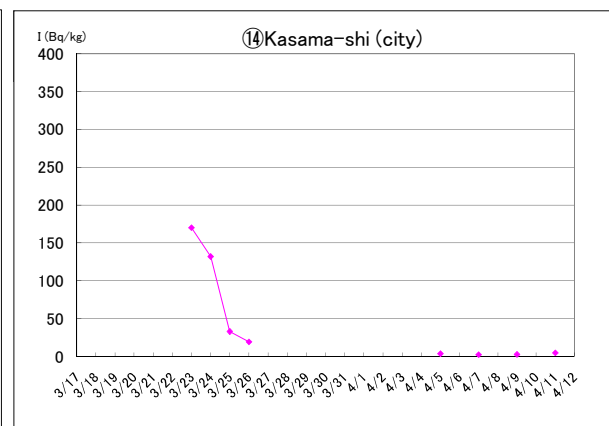
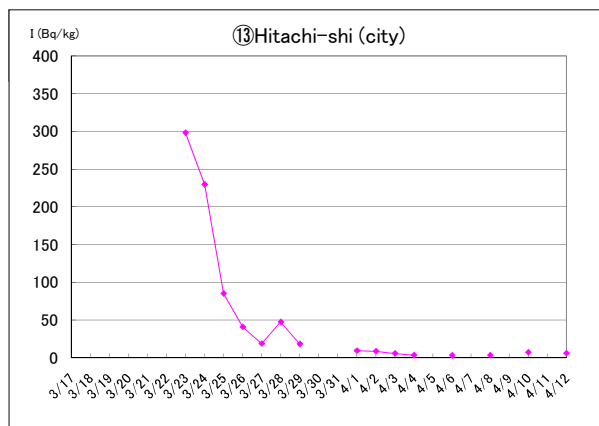
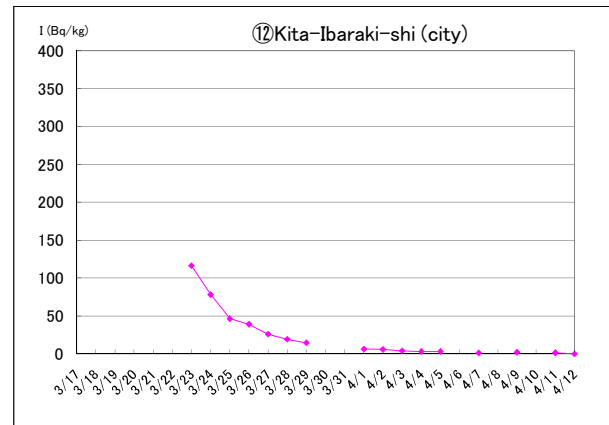
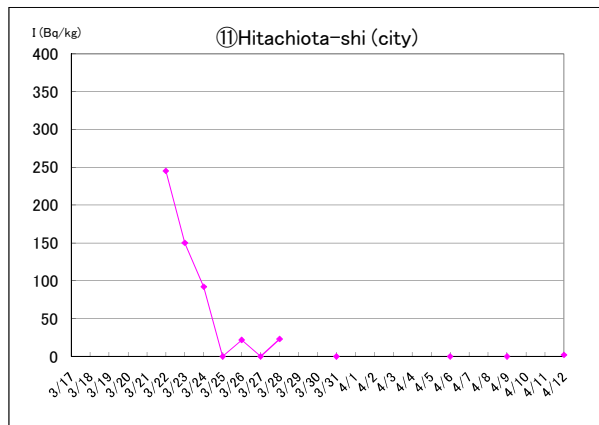
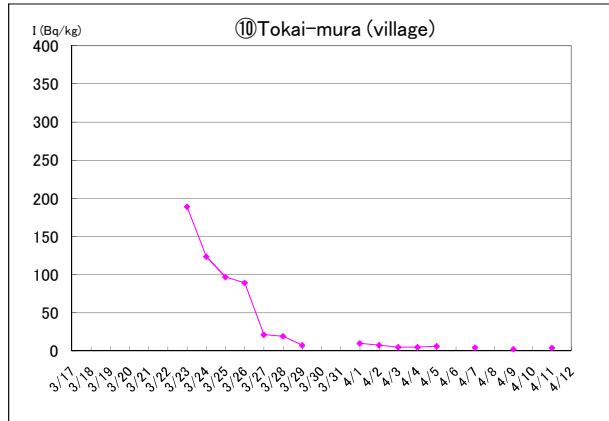
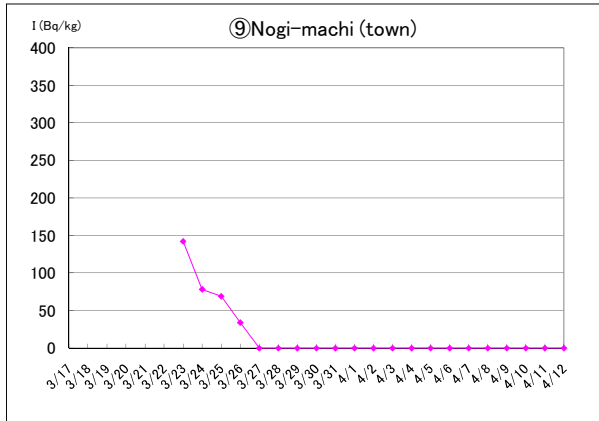
※ Out of prefectural governments conducting surveys, only prefectures, in which radioactive iodine and radioactive cesium were detected, are shown.

Figure 2. Results of surveys on radioactive materials in tap water conducted by water supply utilities that imposed restriction on intake of tap water

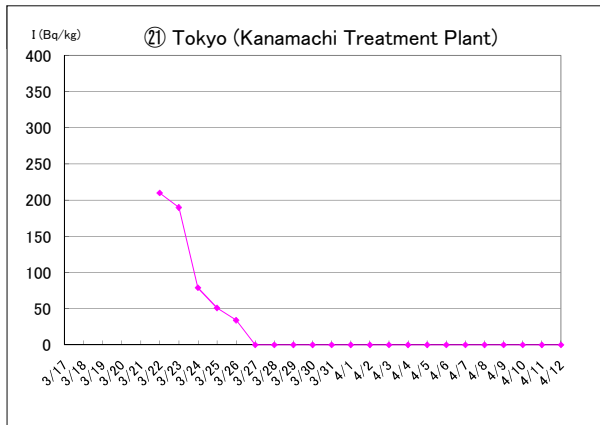
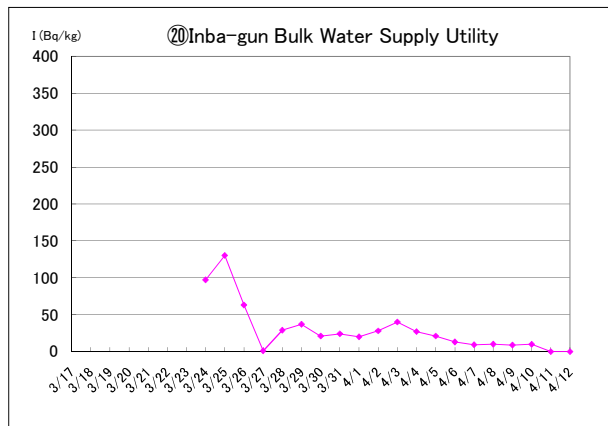
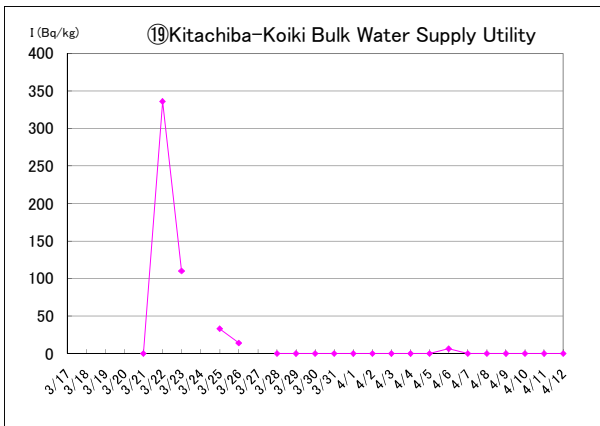
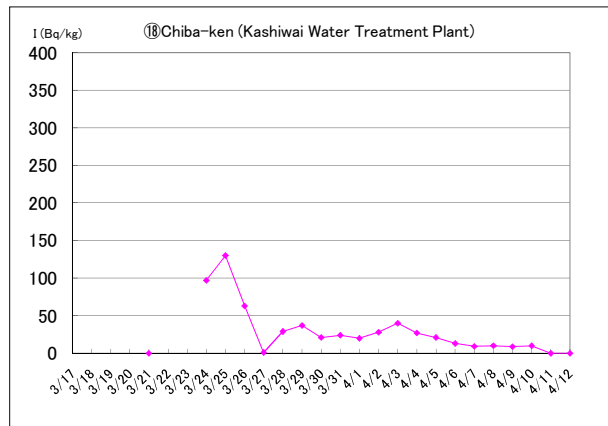
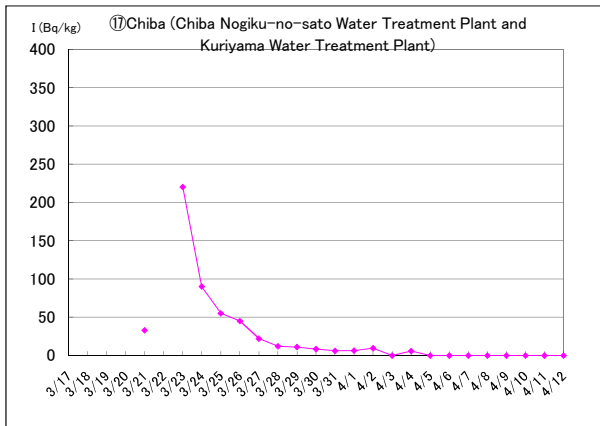


※In these figures, the concentration is show as zero for descriptive purposes of drawing figures, in case of ND (Not Detectable). (The lower detection limit varies for each measurement, and ND does not mean that the detected concentration level is zero.)





※In these figures, the concentration is show as zero for descriptive purposes of drawing figures, in case of ND (Not Detectable). (The lower detection limit varies for each measurement, and ND does not mean that the detected concentration level is zero.)



※In these figures, the concentration is show as zero for descriptive purposes of drawing figures, in case of ND (Not Detectable). (The lower detection limit varies for each measurement, and ND does not mean that the detected concentration level is zero.)

Table 3. Results of surveys on radioactive materials in tap water conducted by water supply utilities that imposed restriction on intake of tap water

Date	①Iitate-mura (village)			②Date-shi (city)			③Kawamata-machi (town)			④Koriyama-shi (city)		
	<sup>131</sup> I	<sup>134</sup> Cs	<sup>137</sup> Cs	<sup>131</sup> I	<sup>134</sup> Cs	<sup>137</sup> Cs	<sup>131</sup> I	<sup>134</sup> Cs	<sup>137</sup> Cs	<sup>131</sup> I	<sup>134</sup> Cs	<sup>137</sup> Cs
	Bq/kg	Bq/kg	Bq/kg	Bq/kg	Bq/kg	Bq/kg	Bq/kg	Bq/kg	Bq/kg	Bq/kg	Bq/kg	Bq/kg
2011/3/17							<b>308</b>	ND	ND	17	ND	ND
2011/3/18							<b>293</b>	15	ND	ND	ND	ND
2011/3/19							<b>130</b>	ND	ND	ND	ND	ND
2011/3/20	<b>965</b>	ND	ND				<b>127</b>	ND	ND			
2011/3/21	<b>492</b>	16	15	<b>120</b>	8	ND	<b>174</b>	ND	6	<b>150</b>	ND	ND
2011/3/22	<b>344</b>	ND	ND				69	ND	ND	75	ND	ND
2011/3/23	<b>220</b>	ND	ND	56	ND	ND	77	ND	ND	59	ND	ND
2011/3/24	94	ND	ND	53	ND	ND	50	ND	ND	42	ND	4
2011/3/25	<b>113</b>	ND	ND	<b>108</b>	ND	ND	40	ND	ND	42	ND	ND
2011/3/26	<b>179</b>	ND	ND	29	ND	ND	37	ND	14	52	ND	ND
2011/3/27	<b>159</b>	ND	ND	42	ND	ND	67	ND	ND	55	ND	ND
2011/3/28	<b>129</b>	ND	8	45	ND	ND	34	ND	ND	32	ND	4
2011/3/29	77	ND	ND	38	17	15	16	ND	ND	28	ND	ND
2011/3/30	71	ND	ND	18	ND	ND	17	ND	ND	28	ND	ND
2011/3/31	81	ND	12	83	69	53	35	ND	ND	22	ND	ND
2011/4/1	72	ND	ND	15	ND	ND	16	ND	ND	17	ND	ND
2011/4/2	55	13	8	15	ND	ND	23	ND	ND	11	ND	ND
2011/4/3	43	12	5	ND	ND	ND	ND	ND	ND	11	ND	ND
2011/4/4	37	ND	ND	ND	ND	ND	14	ND	13			
2011/4/5	38	9	ND	ND	ND	ND	ND	ND	ND			
2011/4/6	27	ND	ND	ND	ND	ND	11	ND	ND	9	ND	ND
2011/4/7	24	ND	11	ND	ND	ND	ND	ND	ND	7	ND	ND
2011/4/8	25	ND	ND	10	ND	ND	ND	ND	ND	7	ND	ND
2011/4/9	20	7	7	24	31	38	ND	ND	ND	6	ND	ND
2011/4/10	28	ND	ND	ND	ND	ND	ND	ND	ND	ND	ND	ND
2011/4/11	23	ND	ND	ND	ND	ND	ND	ND	ND	6	ND	ND
2011/4/12	20	ND	ND	ND	ND	ND	ND	ND	ND	ND	ND	ND
Remarks	From a number of measurement points, the largest value is shown.			From a number of measurement points, the largest value is shown.			From a number of measurement points, the largest value is shown.			From a number of measurement points, the largest value is shown.		

Date	⑤Minamisoma-shi (city)			⑥Tamura-shi (city)			⑦Iwaki-shi (city)			⑧Utsunomiya-shi (city)		
	<sup>131</sup> I	<sup>134</sup> Cs	<sup>137</sup> Cs	<sup>131</sup> I	<sup>134</sup> Cs	<sup>137</sup> Cs	<sup>131</sup> I	<sup>134</sup> Cs	<sup>137</sup> Cs	<sup>131</sup> I	<sup>134</sup> Cs	<sup>137</sup> Cs
	Bq/kg	Bq/kg	Bq/kg	Bq/kg	Bq/kg	Bq/kg	Bq/kg	Bq/kg	Bq/kg	Bq/kg	Bq/kg	Bq/kg
2011/3/17				<b>348</b>	ND	ND	43	ND	ND			
2011/3/18	<b>105</b>	ND	ND	<b>317</b>	27	30	93	ND	16	77		2
2011/3/19	<b>185</b>	ND	ND	<b>161</b>	ND	ND	99	ND	16	16		3
2011/3/20	<b>109</b>	12	ND	72	ND	ND	49	ND	ND	10		3
2011/3/21	<b>220</b>	ND	ND	52	6	ND	<b>103</b>	ND	5	13		6
2011/3/22	81	ND	ND	60	ND	ND	<b>114</b>	ND	ND	62		5
2011/3/23	43	ND	ND	49	ND	ND	<b>116</b>	ND	ND	56		9
2011/3/24	71	41	43	<b>107</b>	ND	ND	<b>215</b>	ND	ND	<b>110</b>		9
2011/3/25	46	ND	ND	81	ND	ND	<b>100</b>	ND	ND	36		8
2011/3/26	58	ND	ND	60	ND	ND	86	ND	ND	18		6
2011/3/27	57	ND	ND	56	ND	ND	68	ND	ND	12		5
2011/3/28	52	ND	ND	39	ND	ND	42	ND	ND	10		5
2011/3/29	37	ND	ND	52	ND	ND	28	ND	ND	10		5
2011/3/30	35	ND	ND	15	ND	ND	17	ND	ND	8	ND	5
2011/3/31	21	ND	ND	61	60	81	36	ND	ND	9		4
2011/4/1	22	ND	ND	15	ND	ND	20	ND	ND	10		4
2011/4/2	19	ND	ND	16	ND	ND	12	ND	ND	12		7
2011/4/3	16	ND	ND	4	ND	ND	14	ND	ND	8		6
2011/4/4	ND	ND	ND	ND	ND	ND	ND	ND	ND	7		5
2011/4/5	ND	ND	ND	30	22	31	ND	ND	ND	6		5
2011/4/6	ND	ND	ND	ND	ND	ND	ND	ND	ND	6		4
2011/4/7	ND	ND	ND	ND	ND	ND	ND	ND	ND	5		4
2011/4/8	ND	ND	ND	ND	ND	ND	ND	ND	ND	5		4
2011/4/9	ND	ND	ND	ND	ND	ND	ND	ND	ND	4		4
2011/4/10	ND	ND	ND	ND	ND	ND	ND	ND	ND	3		1
2011/4/11	ND	ND	ND	ND	ND	ND	ND	ND	ND	4		ND
2011/4/12							ND	ND	ND	3		ND
Remarks	From a number of measurement points, the largest value is shown.			From a number of measurement points, the largest value is shown.			From a number of measurement points, the largest value is shown.			From a number of measurement points, the largest value is shown.		

※As for values of radioactive iodine, the cells with values exceeding 100 Bq/kg are colored and those exceeding 300 Bq/kg are in bold.  
 ※The blank space means that no measurement was carried out. ND: Less than the lower limit of detection. (The lower detection limit varies for each measurement.)  
 ※The values are rounded off to the closest whole number.

Date	⑨Nogi-machi (town)			⑩Tokai-mura (village)			⑪Hitachiota-shi (city)			⑫Kita-ibaraki-shi (city)		
	<sup>131</sup> I	<sup>134</sup> Cs	<sup>137</sup> Cs	<sup>131</sup> I	<sup>134</sup> Cs	<sup>137</sup> Cs	<sup>131</sup> I	<sup>134</sup> Cs	<sup>137</sup> Cs	<sup>131</sup> I	<sup>134</sup> Cs	<sup>137</sup> Cs
	Bq/kg	Bq/kg	Bq/kg	Bq/kg	Bq/kg	Bq/kg	Bq/kg	Bq/kg	Bq/kg	Bq/kg	Bq/kg	Bq/kg
2011/3/17												
2011/3/18												
2011/3/19												
2011/3/20												
2011/3/21												
2011/3/22							245		7			
2011/3/23	142	ND	ND	189		1	150		ND	116		7
2011/3/24	78	ND	ND	124		2	92		12	78		2
2011/3/25	69	ND	ND	97		ND	ND		ND	46		ND
2011/3/26	34	ND	ND	89		0	22		3	39		ND
2011/3/27	ND	ND	ND	21		ND	ND		ND	26		1
2011/3/28	ND	ND	ND	19		ND	23		ND	19		ND
2011/3/29	ND	ND	ND	7		ND				15		ND
2011/3/30	ND	ND	ND									
2011/3/31	ND	ND	ND				ND		ND			
2011/4/1	ND	ND	ND	10	ND	ND				6	ND	1
2011/4/2	ND	ND	ND	8	1	ND				6	ND	ND
2011/4/3	ND	ND	ND	5	ND	ND				4	ND	ND
2011/4/4	ND	ND	ND	5	ND	ND				3	ND	ND
2011/4/5	ND	ND	ND	6	ND	ND				3	ND	ND
2011/4/6	ND	ND	ND				ND		ND			
2011/4/7	ND	ND	ND	5	ND	ND				1	ND	ND
2011/4/8	ND	ND	ND									
2011/4/9	ND	ND	ND	3	ND	1	ND		ND	2	ND	ND
2011/4/10	ND	ND	ND									
2011/4/11	ND	ND	ND	4	ND	ND				1	ND	ND
2011/4/12	ND	ND	ND				2		ND			
Remarks				From a number of measurement points, the largest value is shown.			From a number of measurement points, the largest value is shown.			From a number of measurement points, the largest value is shown.		

Date	⑬Hitachi-shi (city)			⑭Kasama-shi (city)			⑮Koga-shi (city)			⑯Toride-shi (city)		
	<sup>131</sup> I	<sup>134</sup> Cs	<sup>137</sup> Cs	<sup>131</sup> I	<sup>134</sup> Cs	<sup>137</sup> Cs	<sup>131</sup> I	<sup>134</sup> Cs	<sup>137</sup> Cs	<sup>131</sup> I	<sup>134</sup> Cs	<sup>137</sup> Cs
	Bq/kg	Bq/kg	Bq/kg	Bq/kg	Bq/kg	Bq/kg	Bq/kg	Bq/kg	Bq/kg	Bq/kg	Bq/kg	Bq/kg
2011/3/17												
2011/3/18												
2011/3/19												
2011/3/20												
2011/3/21												
2011/3/22												
2011/3/23	298		4	170		ND	142	ND	ND			
2011/3/24	230		3	132		ND	78	ND	ND	107		6
2011/3/25	85		2	33		ND	69	ND	ND	84		4
2011/3/26	41		4	20		ND	34	ND	ND	71		5
2011/3/27	19		2				ND	ND	ND	36		ND
2011/3/28	48		3				ND	ND	ND	20		3
2011/3/29	19		3				ND	ND	ND	14		2
2011/3/30							ND	ND	ND			
2011/3/31							ND	ND	ND			
2011/4/1	10	ND	ND				ND	ND	ND	7	1	1
2011/4/2	9	ND	1				ND	ND	ND	7	1	1
2011/4/3	6	1	1				ND	ND	ND	8	1	ND
2011/4/4	4	ND	ND				ND	ND	ND	7	ND	ND
2011/4/5				4	ND	ND	ND	ND	ND	6	ND	ND
2011/4/6	4	ND	ND				ND	ND	ND	3	ND	ND
2011/4/7				3	1	ND	ND	ND	ND	2	1	1
2011/4/8	4	1	ND				ND	ND	ND	2	ND	ND
2011/4/9				3	ND	ND	ND	ND	ND	2	ND	1
2011/4/10	7	ND	ND				ND	ND	ND	2	ND	ND
2011/4/11				5	ND	ND	ND	ND	ND	2	ND	1
2011/4/12	6	ND	ND				ND	ND	ND			
Remarks	From a number of measurement points, the largest value is shown.			From a number of measurement points, the largest value is shown.						From a number of measurement points, the largest value is shown.		

※As for values of radioactive iodine, the cells with values exceeding 100 Bq/kg are colored and those exceeding 300 Bq/kg are in bold.

※The blank space means that no measurement was carried out. ND: Less than the lower limit of detection. (The lower detection limit varies for each measurement.)

※The values are rounded off to the closest whole number.

Date	⑰Chiba (Chiba Nogiku-no-sato Water Treatment Plant and Kuriyama Water Treatment Plant)			⑱Chiba (Kashiwai Water Treatment Plant)			⑲Kitachiba-Koiki Bulk Water Supply Utility			⑳Inba-gun Bulk Water Supply Utility		
	<sup>131</sup> I	<sup>134</sup> Cs	<sup>137</sup> Cs	<sup>131</sup> I	<sup>134</sup> Cs	<sup>137</sup> Cs	<sup>131</sup> I	<sup>134</sup> Cs	<sup>137</sup> Cs	<sup>131</sup> I	<sup>134</sup> Cs	<sup>137</sup> Cs
	Bq/kg	Bq/kg	Bq/kg	Bq/kg	Bq/kg	Bq/kg	Bq/kg	Bq/kg	Bq/kg	Bq/kg	Bq/kg	Bq/kg
2011/3/17												
2011/3/18												
2011/3/19												
2011/3/20												
2011/3/21	33	ND	ND	ND	ND	ND	ND	ND	ND	ND	ND	ND
2011/3/22							<b>336</b>	8	7			
2011/3/23	<b>220</b>						<b>110</b>	ND	ND			
2011/3/24	90			97						97		
2011/3/25	55	ND	ND	<b>130</b>	ND	ND	33	ND	ND	<b>130</b>	ND	ND
2011/3/26	45	ND	ND	63	ND	ND	14	ND	ND	63	ND	ND
2011/3/27	22	2	2	1	1	1				1	1	1
2011/3/28	12	ND	ND	29	ND	ND	ND	ND	ND	29	ND	ND
2011/3/29	11	ND	ND	37	ND	ND	ND	ND	ND	37	ND	ND
2011/3/30	8	ND	ND	21	ND	ND	ND	ND	ND	21	ND	ND
2011/3/31	6	ND	ND	24	ND	ND	ND	ND	ND	24	ND	ND
2011/4/1	6	ND	ND	20	ND	ND	ND	ND	ND	20	ND	ND
2011/4/2	10	ND	ND	28	ND	ND	ND	ND	ND	28	ND	ND
2011/4/3	ND	ND	ND	40	ND	ND	ND	ND	ND	40	ND	ND
2011/4/4	6	ND	ND	27	ND	ND	ND	ND	ND	27	ND	ND
2011/4/5	ND	ND	ND	21	ND	ND	ND	ND	ND	21	ND	ND
2011/4/6	ND	ND	ND	13	ND	ND	6	ND	ND	13	ND	ND
2011/4/7	ND	ND	ND	9	ND	ND	ND	ND	ND	9	ND	ND
2011/4/8	ND	ND	ND	10	ND	ND	ND	ND	ND	10	ND	ND
2011/4/9	ND	ND	ND	9	ND	ND	ND	ND	ND	9	ND	ND
2011/4/10	ND	ND	ND	10	ND	ND	ND	ND	ND	10	ND	ND
2011/4/11	ND	ND	ND	ND	ND	ND	ND	ND	ND	ND	ND	ND
2011/4/12	ND	ND	ND	ND	ND	ND	ND	ND	ND	ND	ND	ND
Remarks	Between the Chiba Nogikunosato Water Treatment Plant and the Kuriyama Water Treatment Plant, the higher value is shown.			The value of the Kashiwai Water Treatment Plant (East-side facility) is shown.						The value of the Kashiwai Water Treatment Plant (East-side facility) is shown.		

Date	㉑Tokyo (Kanamachi Treatment Plant)		
	<sup>131</sup> I	<sup>134</sup> Cs	<sup>137</sup> Cs
	Bq/kg	Bq/kg	Bq/kg
2011/3/17			
2011/3/18			
2011/3/19			
2011/3/20			
2011/3/21			
2011/3/22	<b>210</b>	ND	ND
2011/3/23	<b>190</b>	ND	ND
2011/3/24	79	ND	ND
2011/3/25	51	ND	ND
2011/3/26	34	ND	ND
2011/3/27	ND	ND	ND
2011/3/28	ND	ND	ND
2011/3/29	ND	ND	ND
2011/3/30	ND	ND	ND
2011/3/31	ND	ND	ND
2011/4/1	ND	ND	ND
2011/4/2	ND	ND	ND
2011/4/3	ND	ND	ND
2011/4/4	ND	ND	ND
2011/4/5	ND	ND	ND
2011/4/6	ND	ND	ND
2011/4/7	ND	ND	ND
2011/4/8	ND	ND	ND
2011/4/9	ND	ND	ND
2011/4/10	ND	ND	ND
2011/4/11	ND	ND	ND
2011/4/12	ND	ND	ND
Remarks	The value of the Kanamachi Water Treatment Plant is shown.		

※As for values of radioactive iodine, the cells with values exceeding 100 Bq/kg are colored and those exceeding 300 Bq/kg are in bold.

※The blank space means that no measurement was carried out. ND: Less than the lower limit of detection. (The lower detection limit varies for each measurement.)

※The values are rounded off to the closest whole number.