

19 August 2016

【For inquiries】

Human Resources Development Bureau

Director, Vocational Ability Evaluation Division

Etsuko Miyamoto

Director, National Skill Test Office

Kenichi Kamae

TEL +81 3 5253 1111 (ex.5946)

To the press,

Annual Report on the National Skill Test 2015

New certificates issued for 270,000 Skilled Professionals in Japan

The Ministry has published the annual report of National Skill Test in 2015 fiscal year (April 2015-March 2016). As a result, the number of successful applicants, i.e., Certified Skilled Professionals, is 274,681 in FY 2015, decreased by 575 (0.2%) from FY 2014.

National Skill Test system is to qualify the extent of professional skills that should be gained or required for working, and is now conducted by 127 job categories. Those who have successfully passed the test may refer to themselves as “Certified Skilled Professionals” by the Human Resources Development Promotion Act. In the accumulated total since the system started in 1959, about 6 million people are qualified as “Certified Skilled Professionals”.

SUMMARY

- Overall number of applicants is 706,144, increased by 17,569(2.6%) from the previous year
- Overall number of successful applicants is 274,681, decreased by 575(0.2%) from the previous year
 - ◇ The passing rate* is 38.9%, roughly the same as previous year (40.4%),
 - ◇ The cumulative number of successful applicants is 6,017,660 since the system started,
- Of all job categories, financial planning is the most: 424,036 applicants,
- Among the grades, grade 2 (upper grade) is the most: 326,289 applicants.

*The passing rate: the number of successful applicants divided by the number of total applicants

Attachment: “The number of applicants of National Skill Test 2015”

The Number of applicants of National Skill Test 2015

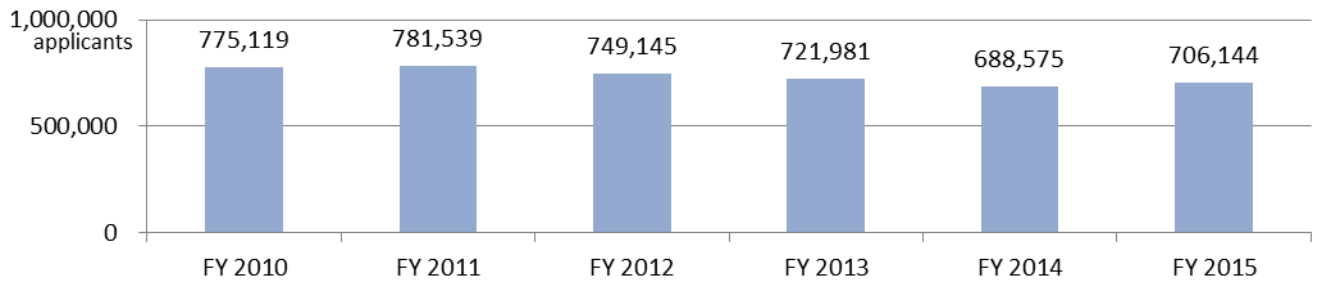
1. Implementation status by grade in FY2015

Grades (The extent of skills and knowledges to pass the national skill test)	Number of the applicants (comparison to previous FY)	Number of the successful applicants (comparison to previous FY)	Successful applicants ratio (previous FY)
Special grade (Skills and knowledges required for an administrator or a manager)	4,603 (-3.4%)	541 (-64.6%)	11.8% (32.1%)
Grade 1 (Skills and knowledges required for a skilled worker of highest level)	87,355 (+2.7%)	30,508 (-6.7%)	34.9% (38.4%)
Grade 2 (Skills and knowledges required for a skilled worker of upper level)	326,289 (-0.3%)	81,391 (-6.0%)	24.9% (26.4%)
Grade 3 (Skills and knowledges required for a skilled worker of middle level)	230,940 (+2.2%)	112,763 (-2.0%)	48.8% (50.9%)
Grade solo (Skills and knowledges required for a skilled worker of highest level) * Job categories with Grade solo are carried out without level distinction	8,436 (+23.8%)	4,385 (+21.6%)	52.0% (52.9%)
Basic grade 1 and 2 (Skills and knowledges required for a technical intern trainees of basic levels)	48,521 (+26.1%)	45,093 (+26.1%)	92.9% (92.9%)
Overall	706,144 (+2.6%)	274,681 (-0.2%)	38.9% (40.0%)

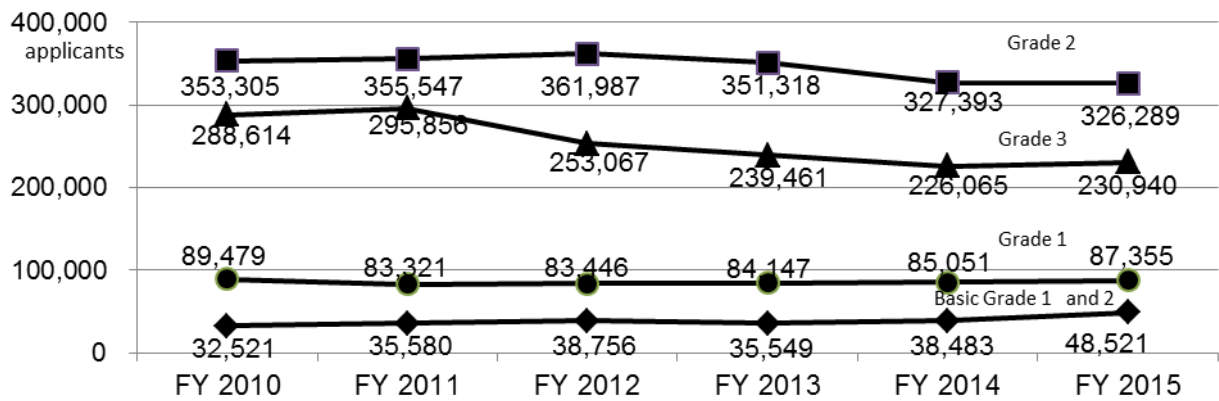
*National skill test consists of practical and theoretical examinations, and therefore, a person applied for both examinations in FY 2015 is counted as 1. As an exception, both number of applicants for practical and theoretical examinations are counted in job categories which requires passing on theoretical examination for taking practical examinations, such as Financial Planning Grade 1, Financial services Grade 1, and Intellectual property management Grade 1 (the same applies hereinafter).

2. Changes in the number of applicants by grade in past 6 years

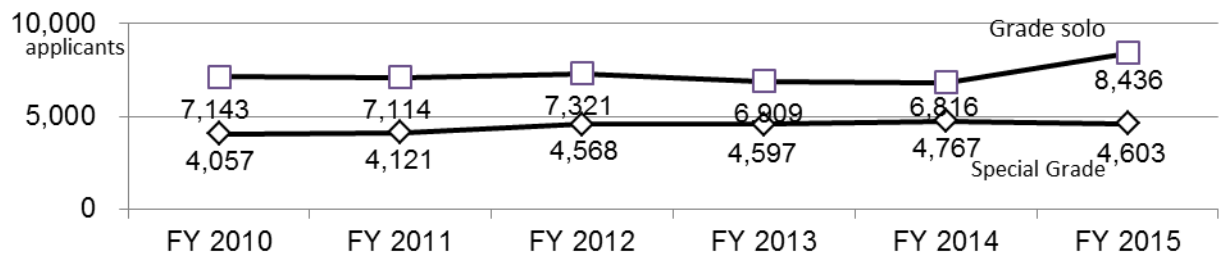
1) Overall



2) Grade 1, Grade 2, Grade 3 and Basic grade 1&2



3) Special grade and Grade solo



3. Top 5 job categories most applied for

Overall

Job categories	Number of the applicants	Comparison to previous FY	Number of the successful applicants	Comparison to previous FY
Financial planning	424,036	0.8%	118,329	-6.3%
Machine maintenance	30,748	-8.1%	10,476	-43.7%
Machining	21,175	-0.3%	13,372	6.6%
Intellectual property management	18,265	1.5%	8,972	37.6%
Financial services	14,785	-1.8%	5,157	-12.0%

Special grade

Job categories	Number of the applicants	Comparison to previous FY	Number of the successful applicants	Comparison to previous FY
Machining	769	-11.9%	37	-87.6%
Machine maintenance	547	-0.9%	37	-84.5%
Finishing	459	10.3%	49	-38.8%
Electronic equipment assembling	379	-15.8%	49	-60.2%
Plastic molding	330	7.1%	35	-67.6%

Grade 1

Job categories	Number of the applicants	Comparison to previous FY	Number of the successful applicants	Comparison to previous FY
Financial planning	17,782	7.2%	1,917	7.5%
Machine maintenance	9,798	-8.1%	1,860	-66.5%
Painting	4,997	7.0%	2,231	16.9%
Machining	3,923	-3.0%	1,956	18.4%
Water-proofing	3,326	8.5%	1,809	14.4%

Grade 2

Job categories	Number of the applicants	Comparison to previous FY	Number of the successful applicants	Comparison to previous FY
Financial planning	232,934	-0.6%	42,050	-8.1%
Machine maintenance	14,424	-10.4%	4,206	-45.6%
Machining	7,309	-2.9%	3,750	5.2%
Intellectual property management	7,084	6.0%	2,875	44.8%
Financial services	6,299	0.7%	1,325	-11.1%

Grade 3

Job categories	Number of the applicants	Comparison to previous FY	Number of the successful applicants	Comparison to previous FY
Financial planning	173,320	2.2%	74,362	-5.7%
Intellectual property management	9,935	0.1%	5,990	39.8%
Financial services	7,669	-5.5%	3,755	-12.7%
Mechanical inspection	6,020	16.9%	4,691	20.4%
Machining	5,790	-4.0%	4,432	0.1%

Grade solo

Job categories	Number of the applicants	Comparison to previous FY	Number of the successful applicants	Comparison to previous FY
Building cleaning management	4,306	58.4%	2,124	52.1%
Cooking	1,095	-2.2%	627	3.5%
Resin adhesive injection	636	8.9%	308	-2.5%
Traffic sign and line marking	610	5.9%	335	3.4%
Industrial cleaning	529	-8.2%	356	-4.3%

Basic grade 1 and 2

Job categories	Number of the applicants	Comparison to previous FY	Number of the successful applicants	Comparison to previous FY
Ladies' and children's dress making	8,142	2.3%	7,529	0.5%
Plastic molding	4,597	10.5%	4,231	12.4%
Machining	3,384	22.4%	3,197	22.9%
Scaffolding	3,032	71.4%	2,725	73.2%
Electronic equipment assembling	2,421	32.1%	2,308	33.9%

4. Changes in the number of applicants by job categories in past 6 years

Job categories	Number of the applicants						Average of the applicants in past 6 years
	FY 2010	FY 2011	FY 2012	FY 2013	FY 2014	FY 2015	
1 Web design ※	2,597	2,660	2,805	2,592	2,787	2,942	2,731
2 Career consulting ※	3,127	3,508	4,942	8,496	5,560	6,736	5,395
3 Piano tuning ※			1,270	1,094	772	683	637
4 Financial planning ※	501,049	512,636	477,439	451,431	420,494	424,036	464,514
5 Intellectual property management ※	18,750	20,392	18,315	18,514	17,991	18,265	18,705
6 Financial services ※	22,453	20,418	17,816	16,316	15,058	14,785	17,808
7 Kitsuke ※	3,493	2,397	1,743	1,558	1,250	1,213	1,942
8 Restaurant service ※	4,198	4,107	3,840	4,155	4,349	4,261	4,152
9 Building facility management ※	124	85	57	85	75	75	84
10 Horticultural decoration	1,130	1,152	1,110	1,073	1,080	1,072	1,103
11 Landscape gardening	4,946	4,786	4,721	4,708	4,798	4,862	4,804
12 Well drilling	700	553	577	503	590	578	584
13 Metal melting	55	43	94	15	48	72	55
14 Casting	1,455	1,718	1,780	1,649	1,764	2,001	1,728
15 Forging	232	206	251	158	263	199	218
16 Metal heat treatment	4,085	4,279	4,596	5,103	5,381	5,450	4,816
17 Powder metallurgy	97	145	97	158	66	96	110
18 Machining	20,708	21,062	22,250	21,128	21,240	21,175	21,261
19 Electric discharge machining	687	648	655	653	563	553	627
20 Die making	174	91	159	89	140	106	127
21 Metal press	3,196	3,496	3,454	3,283	3,324	3,583	3,389
22 Iron work	1,921	1,984	2,159	2,010	2,104	2,303	2,080
23 Building sheet metal work	2,032	1,688	1,542	1,495	1,615	1,688	1,677
24 Factory sheet metal work	2,400	2,477	2,594	2,334	2,415	2,561	2,464
25 Plating	1,386	1,428	1,618	1,508	1,508	1,628	1,513
26 Aluminum anodizing	100	151	110	128	139	52	113
27 Thermal spraying	121	84	114	87	154	83	107
28 Metal spring manufacturing	547	539	576	567	574	563	561
29 Rope processing	124	128	171	141	120	101	131
30 Finishing	6,340	6,392	5,871	5,858	5,415	5,637	5,919
31 Cutting tool grinding	270	233	256	226	191	201	230
32 Mechanical inspection	9,677	9,992	10,273	10,814	11,057	12,350	10,694
33 Die casting	1,385	1,330	1,322	1,202	1,157	1,077	1,246
34 Machine maintenance ※	31,516	31,664	32,507	33,191	33,443	30,748	32,178
35 Electronic circuit connecting	290	289	299	259	269	278	281
36 Electronic equipment assembling	8,216	8,837	8,765	7,760	7,699	8,634	8,319
37 Electric equipment assembling	5,121	5,683	5,701	6,297	5,931	6,529	5,877
38 Semiconductor products manufacturing	3,419	3,251	2,388	2,114	2,074	1,926	2,529
39 Printed circuit board manufacturing	1,300	1,042	1,068	866	832	743	975
40 Vending machine adjustment	1,040	964	900	909	786	632	872
41 Industrial vehicle maintenance	537	467	450	409	349	335	425
42 Rolling stock manufacturing and repairing	1,512	1,441	1,602	1,569	1,554	1,487	1,528
43 Clock and watch repairing	799	794	1,058	964	1,049	1,063	955
44 Optical equipment manufacturing	553	451	492	435	479	438	475
45 Duplicator assembling	114	81	79	53	-	35	60
46 Internal combustion engine assembling	764	831	906	911	930	940	880
47 Pneumatic apparatus assembling	2,527	2,564	2,685	2,764	2,710	2,706	2,659
48 Hydraulic system adjustment	1,773	1,892	1,960	1,817	1,690	1,784	1,819
49 Sewing machine maintenance	92	-	78	-	80	-	42
50 Construction machine maintenance	3,412	3,114	3,170	3,159	3,514	3,687	3,343
51 Agricultural machine maintenance	2,126	2,112	2,000	1,780	1,808	1,832	1,943
52 Freezing and air conditioning apparatus installing	1,823	1,826	1,727	1,749	1,967	2,312	1,901
53 Dyeing	170	260	174	234	179	213	205
54 Knitted goods manufacturing	141	150	137	131	96	170	138
55 Ladies' and children's dress making	10,486	9,396	10,116	9,117	8,346	8,874	9,389
56 Tailoring men's suit making	572	515	644	442	440	634	541
57 Kimono making	600	539	453	430	349	304	446
58 Bedclothes making	185	177	199	218	134	176	182
59 Canvas product making	603	718	601	671	579	667	640
60 Cloth sewing	193	192	193	201	103	133	169
61 Machine wood making	68	-	-	67	-	-	23
62 Wooden pattern making	46	-	-	66	-	-	19
63 Furniture making	695	791	758	734	677	955	768
64 Fixture making	379	333	334	279	340	290	326
65 Carton box and corrugated card board box making	208	218	295	200	384	308	269
66 Plate making	111	86	80	70	58	-	68
67 Printing	1,012	966	906	931	807	880	917

Job categories	Number of the applicants						Average of the applicants in past 6 years
	FY 2010	FY 2011	FY 2012	FY 2013	FY 2014	FY 2015	
68 Book binding	326	315	401	425	446	456	395
69 Plastic molding	9,875	10,226	10,478	9,976	10,074	10,297	10,154
70 Reinforced plastic molding	248	384	412	341	261	292	323
71 Pottery and porcelain making	95	-	16	83	-	77	45
72 Building stone constructing	474	337	396	303	414	335	377
73 Bread baking	1,685	1,490	1,777	1,742	1,543	1,841	1,680
74 Confectionery making	500	429	445	463	369	398	434
75 Noodle making	90	117	94	131	145	122	117
76 Ham, sausage, and bacon making	1,013	934	960	942	947	1,216	1,002
77 Fish paste making	706	651	639	779	634	840	708
78 Bean pastemaking	219	-	232	-	168	-	103
79 Sake brewing	143	72	95	74	76	118	96
80 Information network cabling ※	595	451	436	400	388	512	464
81 Carpentry	4,218	4,340	4,644	4,642	5,185	5,679	4,785
82 Wood frame construction	96	205	124	-	77	135	106
83 Tile roofing	588	439	524	432	439	465	481
84 Scaffolding	3,746	3,381	3,687	3,893	4,460	6,097	4,211
85 Plastering	1,343	1,129	1,142	1,129	1,196	1,568	1,251
86 Furnace construction	333	330	363	380	350	400	359
87 Architectural block laying	200	139	123	152	161	168	157
88 ALC panel work	85	83	-	69	-	77	52
89 Tiling	425	273	278	399	423	548	391
90 Tatami making	198	207	180	130	161	162	173
91 Plumbing	3,860	3,730	3,502	3,323	3,407	3,929	3,625
92 Kitchen equipment installation	334	393	267	225	259	241	287
93 Formwork	2,012	1,779	2,093	2,196	2,540	3,670	2,382
94 Reinforcing bar construction	2,508	2,233	2,795	3,149	3,892	5,018	3,266
95 Concrete pressure feeding	620	614	513	607	655	727	623
96 Water-proofing	3,584	3,667	3,402	3,543	3,628	4,127	3,659
97 Resin adhesive injection	586	612	632	600	584	636	608
98 Interior finishing	2,016	1,483	1,781	1,913	2,042	2,539	1,962
99 Heat insulation	666	583	568	675	726	748	661
100 Curtain wall finishing	161	124	185	202	171	227	178
101 Sash setting	616	492	469	553	522	603	543
102 Automatic door installation	359	323	270	251	272	280	293
103 Balcony construction	130	135	181	104	184	109	141
104 Glass setting	401	358	426	396	428	450	410
105 Well point construction	102	-	109	-	102	4	53
106 Technical illustration	285	293	342	314	321	306	310
107 Machinery and plant drawing	5,943	5,559	5,586	5,505	5,921	5,435	5,658
108 Electrical drawing	532	461	477	508	574	548	517
109 Chemical analysis	198	212	184	192	307	361	242
110 Metal material testing	748	788	826	790	798	775	788
111 Precious metal accessory making	244	268	267	252	270	282	264
112 Seal engraving	-	-	117	-	-	101	36
113 Film processing for glass ※	238	243	227	230	162	215	219
114 Paper hanging	920	742	643	652	530	768	709
115 Painting	8,535	7,865	8,266	8,608	8,438	9,317	8,505
116 Traffic sign and line marking	707	652	663	722	576	610	655
117 Paint color adjustment	109	118	120	109	129	129	119
118 Advertising art finishing	197	121	152	164	142	190	161
119 Artificial limb and appendage making	172	136	150	121	204	91	146
120 Stage effect adjustment	1,075	983	1,107	1,157	1,200	1,150	1,112
121 Industrial packaging	368	752	614	717	714	1,239	734
122 Photography	157	121	113	172	174	158	149
123 Cooking ※	1,450	1,233	1,247	1,120	1,120	1,095	1,211
124 Building cleaning management ※	2,898	3,004	3,016	2,769	2,718	4,306	3,119
125 House cleaning ※			214	308	284	327	189
126 Industrial cleaning	581	519	617	631	576	529	576
127 Merchandise display	392	360	390	430	291	296	360
128 Flower decoration	2,175	2,085	1,866	1,960	2,099	2,105	2,048
Total	775,119	781,539	749,145	721,981	688,575	706,144	737,084
Conducted by prefectures	214,147	210,405	215,778	212,913	215,567	195,945	210,793
Conducted by designated examining bodies	560,972	571,134	533,367	509,068	473,008	510,199	526,291
Accumulated total number of the applicants since FY 1959	10,879,186	11,660,725	12,409,870	13,131,851	13,820,426	14,526,570	
Accumulated total number of people who have passed the test since FY 1959	4,589,663	4,904,842	5,189,518	5,467,723	5,742,979	6,017,660	

*1 Job categories with markings(※) are conducted by designated examining bodies

*2 Job categories are sorted according to the Fig.11-3-3 of The Ordinance for Human Resources Development Promotion Act and each categories are numbered just for convenience

*3 The fields with diagonal line shows that the tests were not added yet at the time

*4 The category "Duplicator assembling" was abolished on 1st April 2016

About National Skill Test

1. Overview

National skill test is a skill evaluation system implemented by Government of Japan to test and certify the extent of skills that workers have in order to improve their skills and social status according to the Human Resources Development Promotion Act.

National skill test has been held since 1959, and about 710 thousand applied for the test and about 270 thousand successfully passed the test in Fiscal Year 2015. In the accumulated total since the system started, about 6 million people are qualified as certified skilled professionals.

2. Implementation of national skill test

The ministry of Health, Labour and Welfare implements national skill test by classifying grades specified by an Ordinance of the Minister of Health, Labour and Welfare for each of the job categories specified by a Cabinet Order in practical and theoretical examinations.

Number of job categories is 127 as of 1st April, 2016. Each job category is yearly reviewed, such as newly establish or reorganize the job categories and operations, or rebuild the examination standards, to catch up to the demands of the time.

The certified skilled professionals have three grades, Grade 1 (the highest grade), Grade 2 (upper grade) and Grade 3 (middle grade), in addition to Special Grade (management) for some industrial job categories and Basic Grade 1 and 2 exclusively for foreign trainees. Some job categories have only one grade called Grade solo (the highest grade) instead of the three-grade policy.

3. Structure for the implementation of National Skill Test System

A prefectural governor conducts the national skill test based on the annual plan formulated by the Minister of Health, Labour and Welfare, and the Japan Vocational Ability Development Association prepares the examination questions. Some operational work such as accepting application and conducting examinations is implemented by prefectural Vocational Ability Development Associations at governors' request.

It is to be noted that 15 job categories such as financial planning are conducted by designated examining bodies, designated by the Minister of Health, Labour and Welfare.

4. Certification to the passed examinees

Those who have passed a national skill test are entitled to refer to themselves as certified skilled professionals, according to the Human Resources Development Promotion Act.

The certificates of Special Grade, Grade 1 and Grade solo are issued by the Minister of Health, Labour and Welfare whereas those of other grades by prefectural governors or representatives of the designated examining body.

127 Job Categories for National Skill Test

As of 1st April, 2016

Related to:	Job category
Constructions(32)	Landscape gardening, Well drilling, Building sheet metal work, Freezing and air conditioning apparatus installing, Building stone constructing, Carpentry, Wood frame construction, Tile roofing, Scaffolding, Plastering, Furnace construction, Architectural block laying, ALC panel work, Tiling, Plumbing, Kitchen equipment installation, Formwork, Reinforcing bar construction, Concrete pressure feeding, Water-proofing, Resin adhesive injection, Interior finishing, Heat insulation, Curtain wall finishing, Sash setting, Automatic door installation, Balcony construction, Glass setting, Well point construction, Painting, Traffic sign and line marking, and Advertising art finishing
ceramics(1)	Pottery and porcelain making
metal processing(19)	Metal melting, Casting, Forging, Metal heat treatment, Powder metallurgy, Machining, Electric discharge machining, Die making, Metal press, Iron work, Factory sheet metal work, Plating, Aluminum anodizing, Thermal spraying, Metal spring manufacturing, Finishing, Cutting tool grinding, Die casting, and Metal material testing
general machinery and equipment(12)	Mechanical inspection, <u>Machine maintenance</u> , Industrial vehicle maintenance, Rolling stock manufacturing and repairing, Internal combustion engine assembling, Pneumatic apparatus assembling, Hydraulic system adjustment, Sewing machine maintenance, Construction machine maintenance, Agricultural machine maintenance, Technical illustration, and Machinery and plant drawing
electrical and precision machinery and equipment(8)	Electronic circuit connecting, Electronic equipment assembling, Electric equipment assembling, Semiconductor products manufacturing, Printed circuit board manufacturing, Vending machine adjustment, Optical equipment manufacturing, and Electrical drawing
foods(7)	Bread baking, Confectionery making, Noodle making, Ham, sausage and bacon making, Fish paste making, Bean paste making, and Sake brewing
apparel and textiles products(8)	Dyeing, Knitted goods manufacturing, Ladies' and children's dress making, Tailoring men's suit making, Kimono making, Bedclothes making, Canvas product making, and Cloth sewing
wood, wood products, and paper processed goods(7)	Machine wood making, Wooden mold making, Furniture making, Fixture making, Carton box and corrugated card board box making, Tatami making, and Paper hanging
plastic products(2)	Plastic molding and Reinforced plastic molding

precious metal and jewelry(2)	Clock and watch repairing and Precious metal accessory making
printing and binding(3)	Plate making, Printing, and Book binding
others(26)	<u>Web design</u> , <u>Career consulting</u> , <u>Piano tuning</u> , <u>Financial planning</u> , <u>Intellectual property management</u> , <u>Financial services</u> , <u>Kitsuke</u> , <u>Restaurant service</u> , <u>Building facility management</u> , Horticultural decoration, Rope processing, <u>Information network cabling</u> , Chemical analysis, Seal engraving, <u>Film processing for glass</u> , Paint color adjustment, Artificial limb and appendage making, Stage effect adjustment, Industrial packaging, Photography, <u>Cooking</u> , <u>Building cleaning management</u> , <u>House cleaning</u> , Industrial cleaning, Merchandise display, and Flower decoration

*Underlined job categories are conducted by designated examining bodies