

4-(1,1,3,3-テトラメチルブチル)フェノールの p53KO マウスを用いた
強制経口投与による中期がん原性試験報告書

試験番号：0906 , 0907

CAS No. 140 66 9

2019 年 10 月 17 日

独立行政法人 労働者健康安全機構
日本バイオアッセイ研究センター

目 次

標題
試験目的
試験法
GLP 対応
拡散防止措置及び動物福祉
厚生労働省担当課
試験施設及び運営管理者
試験日程
試験関係者一覧
試資料の保管
試験責任者（最終報告書作成者）の署名、捺印及び日付
陳述書
信頼性保証証明書
本文
TABLES	A 1 ~ A 36 , B 1 ~ B 32
FIGURES	A 1 ~ A 6 , B 1 ~ B 6
PHOTOGRAPHS	1 ~ 6
APPENDICES	1-1 ~ 6

標題

4-(1,1,3,3-テトラメチルブチル)フェノールの p53KO マウスを用いた強制経口投与による中期がん原性試験

試験目的

4-(1,1,3,3-テトラメチルブチル)フェノールを遺伝子改変マウス(p53 ヘテロ欠損マウス)に 26 週間強制経口投与し、そのがん原性を検索した。

試験法

本試験は「遺伝子改変動物を用いたがん原性試験による調査の基準」(平成 28 年度第 3 回発がん性評価ワーキンググループ:2017 年 3 月 1 日厚生労働省)に準拠して実施した。

GLP 対応

本試験は、「労働安全衛生規則第 34 条の 3 第 2 項の規定に基づく試験施設等が具備すべき基準(安衛法 GLP)」(昭和 63 年 9 月 1 日労働省告示第 76 号、最終改正 平成 28 年 4 月 18 日厚生労働省告示第 208 号)に準拠し、OECD GLP(1997 年 11 月 26 日採択)を参考にして実施した。

拡散防止措置及び動物福祉

本試験は、「日本バイオアッセイ研究センターにおける遺伝子組換え生物使用実験安全管理規程」(平成 26 年 9 月 3 日制定、最終改正平成 28 年 4 月 1 日)及び「実験動物の飼養及び保管並びに苦痛の軽減に関する基準」(平成 18 年 4 月 28 日環境省告示第 88 号、最終改正平成 25 年 8 月 30 日環境省告示第 84 号)、「厚生労働省の所管する実施機関における動物実験等の実施に関する基本指針」(平成 18 年 6 月 1 日厚生労働省大臣官房厚生科学課長通知、最終改正平成 27 年 2 月 20 日厚生労働省大臣官房厚生科学課長通知)、「日本バイオアッセイ研究センターにおける動物実験等に関する規程」(平成 24 年 4 月 25 日制定、最終改正平成 28 年 4 月 1 日)を遵守した。

また、本試験は、日本バイオアッセイ研究センターの遺伝子組換え生物使用実験安全委員会(承認番号 2017-10)及び日本バイオアッセイ研究センターの動物実験委員会で審査された(承認番号 0204)。

厚生労働省担当課

厚生労働省労働基準局安全衛生部化学物質対策課
東京都千代田区霞が関 1-2-2

試験施設及び運営管理者

独立行政法人 労働者健康安全機構
日本バイオアッセイ研究センター
所長 菅野 純
神奈川県秦野市平沢 2445

試験日程

本試験は、動物導入日より雄を試験番号 0906、雌を試験番号 0907 として実施した。

試験開始日	2018年 3月 6日
動物導入日	2018年 3月 20日
群分け日	2018年 4月 2日(0906) 2018年 4月 4日(0907)
被験物質投与開始日	2018年 4月 3日(0906) 2018年 4月 5日(0907)
被験物質投与終了日	2018年 10月 1日、2日(0906) 2018年 10月 3日、4日(0907)
定期解剖日	2018年 10月 2日、3日(0906) 2018年 10月 4日、5日(0907)
試験終了日	2019年 10月 17日

4-(1,1,3,3-テトラメチルブチル)フェノールの p53KO マウスを用いた
強制経口投与による中期がん原性試験報告書

試験番号：0906 , 0907

本文

本文目次

	頁
要約	1
試験材料	4
- 1 被験物質及び調製媒体	4
- 1 - 1 被験物質の名称等	4
- 1 - 2 被験物質の構造式及び分子量	4
- 1 - 3 被験物質の物理化学的性状等	4
- 1 - 4 被験物質の使用ロット等	4
- 1 - 5 被験物質の製造量等	5
- 1 - 6 被験物質の主な用途	5
- 1 - 7 許容濃度等	5
- 1 - 8 被験物質の調製媒体	5
- 1 - 9 被験物質の同一性・安定性	5
(1) 同一性	5
(2) 安定性	5
- 2 陽性対照物質及び調製媒体	6
- 2 - 1 陽性対照物質の名称等	6
- 2 - 2 陽性対照物質の構造式及び分子量	6
- 2 - 3 陽性対照物質の物理化学的性状等	6
- 2 - 4 陽性対照物質の使用ロット等	6
- 2 - 5 陽性対照物質の調製媒体	6
- 2 - 6 陽性対照物質の同一性・安定性	7
(1) 同一性	7
(2) 安定性	7
- 3 試験動物	7
試験方法	7
- 1 投与	7
- 1 - 1 投与経路	7
- 1 - 2 投与方法及び投与期間	8
- 1 - 3 投与用量	8
- 1 - 4 投与方法、投与期間及び投与用量の設定理由	8

- 1 - 5	被験物質及び陽性対照物質投与液の調製	10
- 1 - 6	被験物質及び陽性対照物質調製液の濃度及び均一性確認	10
- 1 - 7	被験物質及び陽性対照物質調製液の濃度安定性確認	10
- 2	動物管理	11
- 2 - 1	各群の使用動物数	11
- 2 - 2	群分け及び個体識別方法	11
- 2 - 3	飼育条件	11
(1)	飼育環境	11
(2)	飼料	12
(3)	飲水	12
- 3	観察・検査項目及び方法	12
- 3 - 1	動物の生死及び一般状態の観察	12
- 3 - 2	体重測定	12
- 3 - 3	摂餌量測定	12
- 3 - 4	尿検査	13
- 3 - 5	血液学的検査	13
- 3 - 6	血液生化学的検査	13
- 3 - 7	病理学的検査	13
(1)	肉眼的観察	13
(2)	臓器重量	13
(3)	病理組織学的検査	14
- 4	数値処理と統計方法	14
- 4 - 1	数値の取り扱いと表示	14
- 4 - 2	統計処理	14
	試験成績-1 (被験物質投与群)	16
- 1	生存率	16
- 2	一般状態	16
- 3	体重	16
- 4	摂餌量	17
- 5	尿検査	17
- 6	血液学的検査	17
- 7	血液生化学的検査	18
- 8	病理学的検査	18
- 8 - 1	肉眼的観察	18

- 8 - 2	臓器重量	19
- 8 - 3	病理組織学的検査	19
- 8 - 4	死因	21
試験成績-2 (陽性対照物質投与群)		22
- 1	生存率	22
- 2	一般状態	22
- 3	体重	22
- 4	摂餌量	22
- 5	尿検査	22
- 6	血液学的検査	23
- 7	血液生化学的検査	23
- 8	病理学的検査	23
- 8 - 1	肉眼的観察	23
- 8 - 2	臓器重量	24
- 8 - 3	病理組織学的検査	24
考察及びまとめ		27
- 1	生存率、一般状態、体重、摂餌量	27
- 2	腫瘍性及び腫瘍関連病変	27
- 3	その他の影響	27
- 4	陽性対照物質投与群 (2-Methoxy-5-methylaniline) の評価	28
結論		29
文献		30
予見することのできなかつた試験の信頼性に影響を及ぼす疑いのある事態 及び試験計画書に従わなかつたこと		32

要 約

4-(1,1,3,3-テトラメチルブチル)フェノールのがん原性を検索する目的で、遺伝子改変マウス (p53 ヘテロ欠損マウス) を用いた強制経口投与による 26 週間試験を実施した。

媒体対照群、被験物質投与群 3 群及び陽性対照物質投与群 (2-Methoxy-5-methylaniline) の計 5 群を設け、媒体対照群と被験物質投与群は雌雄とも各 25 匹、陽性対照群は 15 匹とした。投与は毎日 1 回の強制経口投与 (26 週間) とし、被験物質の投与用量は、雌雄とも、0 (オリブ油)、50、100 及び 200 mg/kg BW、陽性対照物質は、雌雄とも 300 mg/kg BW とした。観察・検査として、一般状態の観察、体重及び摂餌量の測定、血液学的検査、血液生化学的検査、尿検査、解剖時の肉眼的観察、臓器重量測定及び病理組織学的検査を行った。

結果、生存率は、雌雄とも 200 mg/kg で低下が認められた。一般状態では、雌雄とも投与の影響と考えられる異常所見は認められなかったが、体重は雌雄の 200 mg/kg で増加抑制が認められた。また、摂餌量は投与期間を通して媒体対照群との間に差は認められなかった。

腫瘍性病変は、雌雄とも全臓器において発生増加は認められず、がん原性を示す証拠は得られなかった。

200 mg/kg で生存率の低下がみられた主な原因は腎臓病変であった。病理組織学的に慢性腎炎の発生増加が、雌雄の 50 mg/kg から投与用量に依存して発生例数の増加と程度の増強がみられた。解剖時の肉眼所見として、雌雄の腎の淡色化と小型化 (雌雄 100 mg/kg 以上)、顆粒状変化 (雌雄 200 mg/kg) 及び変形 (雄 100 mg/kg 以上、雌 100 mg/kg) がみられた。また、腎重量 (実重量・体重比) の低値 (雄 200 mg/kg、雌 50 mg/kg 以上) を認めた。骨では、病理組織学的に骨異栄養症の発生増加が雄の 200 mg/kg、雌の 50 mg/kg 以上でみられ、病変の程度は雌に強く認められた。これは慢性腎炎に起因する 2 次的なものと考えた。その他、投与に起因する非腫瘍性病変は認めなかった。

血液学的検査では、雄の 100 mg/kg 以上及び雌の 200 mg/kg で貧血 (赤血球、ヘモグロビン濃度、ヘマトクリット値の低値) が認められた。

陽性対照物質投与群では、腫瘍性病変の発生は、雌雄とも膀胱に認められ、雄では移行上皮癌の発生、移行上皮乳頭腫と移行上皮癌を合わせた発生がそれぞれ有意な増加を示した。雌では扁平上皮乳頭腫と移行上皮乳頭腫を合わせた発生が有意な増加を示した。また、前腫瘍性病変である乳頭状ないし結節状過形成 (PN 過形成) は、雌雄ともに有意な発生増加を示した。雌雄とも陽性対照物質投与による膀胱腫瘍及び前腫瘍性病変の発生増加が認められ、本試験の有効性が確認された。

以上より、p53 ヘテロ欠損マウスを用いて、4-(1,1,3,3-テトラメチルブチル)フェノールの 26 週間にわたる強制経口投与によるがん原性試験を行った結果、雌雄 p53 ヘテロ欠損マウスに対するがん原性を示す証拠は得られなかった (no evidence of carcinogenic activity) と結論された。

4-(1,1,3,3-テトラメチルブチル)フェノールの中期がん原性試験における腫瘍発生

(p53 ヘテロ欠損マウス 雄)

投与濃度 (mg/kg)		0	50	100	200	Peto 検定	Cochran- Armitage 検定
検査動物数		25	25	25	25		
副腎	皮質腺腫	0	0	0	1		
胸腺	悪性リンパ腫#	0	1	0	0		

上段：上皮系腫瘍 下段：非上皮系腫瘍

4-(1,1,3,3-テトラメチルブチル)フェノールの中期がん原性試験における腫瘍発生

(p53 ヘテロ欠損マウス 雌)

投与濃度 (mg/kg)		0	50	100	200	Peto 検定	Cochran- Armitage 検定
検査動物数		25	25	25	25		
皮下組織	軟骨腫	0	0	0	1		
	肉腫 NOS#	0	1	0	0		
リンパ節	悪性リンパ腫#	1	0	0	0		
骨	骨肉腫#	0	0	0	1		

非上皮系腫瘍

: 悪性腫瘍

* : p 0.05 で有意

** : p 0.01 で有意

(Fisher 検定)

↑ : p 0.05 で有意増加

↑↑ : p 0.01 で有意増加

(Peto, Cochran-Armitage 検定)

↓ : p 0.05 で有意減少

↓↓ : p 0.01 で有意減少

(Cochran-Armitage 検定)

陽性対照物質 (2-Methoxy-5-methylaniline) 投与群における腫瘍発生
(p53 ヘテロ欠損マウス 雄)

投与濃度 (mg/kg)		媒体対照 0	陽性対照(<i>p</i> -Cresidine) 300
検査動物数		25	15
膀胱	移行上皮乳頭腫	0	2
	移行上皮癌 [#]	0	3 *
	移行上皮乳頭腫 +移行上皮癌 [#]	0	5 **

上皮系腫瘍

陽性対照物質 (2-Methoxy-5-methylaniline) 投与群における腫瘍発生
(p53 ヘテロ欠損マウス 雌)

投与濃度 (mg/kg)		媒体対照 0	陽性対照(<i>p</i> -Cresidine) 300
検査動物数		25	15
膀胱	扁平上皮乳頭腫	0	2
	移行上皮乳頭腫	0	1
	扁平上皮乳頭腫 +移行上皮乳頭腫	0	3 *
	リンパ節	1	0
リンパ節	悪性リンパ腫 [#]	1	0

上段：上皮系腫瘍 下段：非上皮系腫瘍

#：悪性腫瘍

*：p 0.05 で有意

**：p 0.01 で有意

(Fisher 検定)

試験材料

- 1 被験物質及び調製媒体

- 1 - 1 被験物質の名称等 (文献 1)

名 称 : 4-(1,1,3,3-テトラメチルブチル)フェノール
(4-(1,1,3,3-Tetramethylbutyl) phenol)

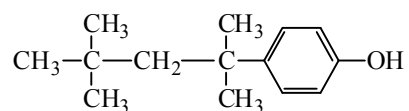
別 名 : 4-*tert*-Octylphenol

CAS No. : 140-66-9

被験物質番号 : 1238

- 1 - 2 被験物質の構造式及び分子量 (文献 1)

構 造 式 :



化 学 式 : $\text{C}_{14}\text{H}_{22}\text{O}$

分 子 量 : 206.33

- 1 - 3 被験物質の物理化学的性状等 (文献 1、2)

性 状 : 白色～ほとんど白色、結晶～粉末

融 点 : 83

沸 点 : 279

溶 解 性 : 水にほとんど溶けない、エタノール及びアセトンに溶けやすい

保 管 条 件 : 室温かつ遮光

- 1 - 4 被験物質の使用ロット等

製 造 元 : 東京化成工業(株)

純 度 : 95.8% (東京化成工業(株) 試験成績書データ)

ロット番号 : Y8LQL

- 1 - 5 被験物質の製造量等 (文献 3)

製造、輸入量：23,364 t (平成 29 年度)

- 1 - 6 被験物質の主な用途 (文献 1)

樹脂、非イオン界面活性剤及びゴム添加剤の製造の中間体

- 1 - 7 許容濃度等

管理濃度：未設定

日本産業衛生学会：未設定

米国産業衛生専門家会議 (ACGIH)：未設定

国際がん研究機関 (IARC)：情報なし

ドイツ研究振興協会 (DFG)：MAK value 0.5 ml/m³(ppm) (4.3 mg/m³) (文献 4)

- 1 - 8 被験物質の調製媒体

名 称：オリブ油 (日本薬局方)

製 造 元：丸石製薬(株)

ロット番号：7X191

保管条件：室温かつ遮光

- 1 - 9 被験物質の同一性・安定性

(1) 同一性

被験物質の同一性は、赤外吸収スペクトルを赤外分光光度計 ((株)島津製作所 IRAffinity-1) を用いて測定し、文献値 (文献 5) と比較することにより確認した。

被験物質の赤外吸収スペクトルは文献値と同じ波数にピークを示したことから、被験物質は 4-(1,1,3,3-テトラメチルブチル)フェノールであることを確認した。

その結果は APPENDIX 1-1 に示す。

(2) 安定性

被験物質の安定性は、使用開始前及び使用終了後に赤外吸収スペクトルを赤外分光光度計 ((株)島津製作所 IRAffinity-1) を用いて測定し、それぞれのデータを比較することにより確認した。

使用開始前と使用終了後の赤外吸収スペクトルに差はみられず、使用期間中の被験物質は安定であることを確認した。その結果は APPENDIX 1-2 に示す。

- 2 陽性対照物質及び調製媒体

- 2 - 1 陽性対照物質の名称等 (文献 6)

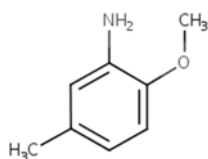
名 称 : 2-Methoxy-5-methylaniline

別 名 : *p*-Cresidine

CAS No. : 120-71-8

- 2 - 2 陽性対照物質の構造式及び分子量 (文献 7)

構 造 式 :



化 学 式 : $C_8H_{11}NO$

分 子 量 : 137.18

- 2 - 3 陽性対照物質の物理化学的性状等 (文献 6, 7)

性 状 : 白色固体

融 点 : 51.5

溶 解 性 : 水にやや溶ける

保 管 条 件 : 室温かつ遮光

- 2 - 4 陽性対照物質の使用ロット等

製 造 元 : Sigma-Aldrich Co. LLC.

純 度 : 99.6 % (Sigma-Aldrich 分析証明書データ)

ロット番号 : BCBR6445V

- 2 - 5 陽性対照物質の調製媒体

名 称 : オリブ油 (日本薬局方)

製 造 元 : 丸石製薬(株)

ロット番号 : 7X191

保 管 条 件 : 室温かつ遮光

- 2 - 6 陽性対照物質の同一性・安定性

(1) 同一性

陽性対照物質の同一性は、赤外吸収スペクトルを赤外分光光度計（株）島津製作所 IRAffinity-1）を用いて測定し、文献値（文献 8）と比較することにより確認した。

陽性対照物質の赤外吸収スペクトルは文献値と同じ波数にピークを示したことから、陽性対照物質は 2-Methoxy-5-methylaniline であることを確認した。

その結果は APPENDIX 2-1 に示す。

(2) 安定性

陽性対照物質の安定性は、使用開始前及び使用終了後に赤外吸収スペクトルを赤外分光光度計（株）島津製作所 IRAffinity-1）を用いて測定し、それぞれのデータを比較することにより確認した。

使用開始前と使用終了後の赤外吸収スペクトルに差はみられず、使用期間中の陽性対照物質は安定であることを確認した。

その結果は APPENDIX 2-2 に示す。

- 3 試験動物

動物は、日本チャールス・リバー(株)（筑波 SAS センター）へ繁殖を委託し、B6.129S2-Trp53 tm1Tyj/J マウス（p53 ヘテロ欠損マウス、p53 KO マウス）（SPF）の雌雄を使用した。

雌雄各 120 匹を 6 週齢で導入し、7 日間を検疫と馴化を兼ねて飼育し、その後群分けまで待機飼育した。発育順調で一般状態に異常を認めなかった動物から、体重値の中央値に近い雌雄各 115 匹（群分け時体重範囲、雄：21.4～29.1 g、雌：17.6～25.0 g）を選別し、試験に用いた。

中期がん原性試験に p53 ヘテロ欠損マウスを選択した理由は、中期発がん性検索のための有用性が検証されていることによる（文献 9）。

試験方法

- 1 投与

- 1 - 1 投与経路

投与経路は経口投与とした。

- 1 - 2 投与方法及び投与期間

1 日当たりの解剖可能な動物数を限定する理由から、媒体対照群及び被験物質投与群は、各群の先頭動物番号より 14 匹 (A) と残り 11 匹 (B) の 2 グループに分けた。

被験物質はオリブ油に溶解し、ディスポーザブル注射筒 (ニプロ(株)製、1 mL) 及びフレキシブル経口ゾンデ (有)フチガミ器械製、No.5202) を用いて、1 日 1 回、26 週間 (雄: 2018 年 4 月 3 日 ~ 2018 年 10 月 1 日 (A)、10 月 2 日 (B)、雌: 2018 年 4 月 5 日 ~ 2018 年 10 月 3 日 (A)、10 月 4 日 (B))、毎日、12 時から 16 時の時間帯に強制経口投与した。投与液量は 5 mL/kg BW とし、直前に測定した体重に基づいて個体別に算出した。

陽性対照物質オリブ油に溶解し、ディスポーザブル注射筒 (ニプロ(株)製、1 mL) 及びフレキシブル経口ゾンデ (有)フチガミ器械製、No.5202) を用いて、1 日 1 回、26 週間 (雄: 2018 年 4 月 3 日 ~ 2018 年 10 月 2 日、雌: 2018 年 4 月 5 日 ~ 2018 年 10 月 4 日)、毎日、12 時から 16 時の時間帯に強制経口投与した。投与液量は 10 mL/kg BW とし、直前に測定した体重に基づいて個体別に算出した。

- 1 - 3 投与用量

被験物質は、雌雄ともに、50、100 及び 200 mg/kg BW の 3 段階 (公比 2) に設定した。また、媒体対照群としてオリブ油を投与する群を設けた。

陽性対照物質の投与用量は、雌雄ともに 300 mg/kg BW とした。

- 1 - 4 投与方法、投与期間及び投与用量の設定理由

被験物質の投与方法を決定するために、C57BL/6J マウスを用いて 2 週間混餌投与試験 (試験番号 4592) を実施した。その結果、混餌投与方法では対照群を含む全群に多量の餌こぼしがあり、高用量では摂餌忌避が認められた。一方、被験物質はオリブ油に溶解し、投与液中で 8 日間安定であることから、投与方法はオリブ油を媒体とする強制経口投与方法を選択した。

投与期間は、「遺伝子改変動物を用いたがん原性試験による調査の基準」(文献 10) に従い、26 週間とした。

本試験の投与用量は、4 週間毒性試験 (試験番号 0895) の結果を基に設定した。4 週間毒性試験では、雌雄の C57BL/6J マウスを用いて、1 群当たり各 10 匹の動物に 0 (オリブ油)、30、100、200 及び 300 mg/kg BW の用量で、毎日、4 週間強制経口投与した。

その結果、雌の 300 mg/kg 群で 1 匹の死亡が認められ、腎臓病変による死亡と推察された。その他の投与群では雌雄とも動物の死亡はみられなかった。体重は媒体対照群と比較し、300 mg/kg 群で雄は 1 ~ 2 週目、雌は 1 週目にやや高値であったが、試験終了時の最終体重に差はみられなかった。被験物質投与による影響は、主に腎臓、肝臓及び血液/造血系に認

められた。

腎臓への影響として、剖検観察では雌雄の 300 mg/kg 群で腎臓の淡色化が全例に認められ、200 mg/kg でも雄の 1 例に観察された。腎臓重量は雌の 300 mg/kg 群でのみ、実重量及び体重比とも高値であった。病理組織学的検査では、200 mg/kg 以上の群で近位尿細管の再生が雌雄とも定期解剖動物の全例に認められ、100 mg/kg 群でも雄 8 例、雌 3 例にみられた。その程度は投与用量に対応して広範囲にみられた。血液生化学検査では、尿素窒素の高値が雄の 300 mg/kg 群及び雌の 200 mg/kg 以上の群で認められた。

肝臓への影響として、30 mg/kg 以上の群で雌雄に肝臓実重量と体重比の高値がみられたが、病理組織学的検査では顕著な変化はみられなかった。また、血液生化学検査では、肝臓の障害性変化、脂質代謝等への影響を示唆する変化(雌雄に総コレステロール、トリグリセライド、リン脂質及び γ -GTPの高値、雄にLDH及びALPの高値等)が認められ、これらの影響は雌雄とも最低用量の30 mg/kg以上の群でみられた。

血液/造血系への影響を示唆する変化として、血液学的検査では、300 mg/kg 群の雌雄にヘモグロビン濃度及びヘマトクリット値の低値など、軽度の貧血を示す変化が認められた。その他、血小板数の高値(雄 200 mg/kg 以上の群、雌 200 mg/kg 群)、白血球数の高値(雄 200 mg/kg 以上)がみられた。また、脾臓重量は雄の 300 mg/kg 群で高値を示した。

以上の結果から、4-(1,1,3,3-テトラメチルブチル)フェノールの毒性標的器官は主に腎臓、肝臓及び血液/造血系であると考えられた。雌の 300 mg/kg 群では、腎臓病変による死亡が 1 例認められ、雌雄 300 mg/kg 群に認められた近位尿細管の再生像は広範囲にみられ、尿細管への傷害も広範囲に起きたと判断できることから、300 mg/kg は 26 週間試験の最高用量としては高すぎると考えられる。一方、200 mg/kg 群では、近位尿細管の再生像は全例にみられるものの、その程度は減弱し、体重増加に抑制はみられていない。また、血液学的検査、血液生化学的検査及び臓器重量への影響も減弱していることから、200 mg/kg は 26 週間の投与に耐えうる用量であると判断した。従って、本試験の高用量は 200 mg/kg BW に設定し、公比 2 で除して中用量を 100 mg/kg BW、低用量を 50 mg/kg BW とした。

陽性対照物質の投与方法及び投与用量は、ILSI/HESI 国際共同検証試験(文献 9)の方法を参考に、4 週間毒性試験(試験番号 4602)を実施し、その結果を基に設定した。4 週間毒性試験では、雌雄の C57BL/6J マウスを用いて、1 群当たり各 5 匹の動物に 0(オリブ油)、200 及び 400 mg/kg の用量で、毎日、4 週間強制経口投与した。

その結果、200 mg/kg 群に対して 400 mg/kg 群では、体重推移、摂餌量及び血液学的検査結果に顕著な差は認められなかったが、雌雄の肝臓及び脾臓重量、血液生化学検査には差がみられた。また、肝臓の病理組織検査で、200 mg/kg 群の肝臓に媒体対照群との違いを検出できなかったが、400 mg/kg 群には肝臓の肝小葉中間帯の変性壊死が認められた。この肝臓病変では 400 mg/kg の用量は 26 週間の投与に耐えることができない用量であると判断した。従って、陽性対照物質の投与用量は 300 mg/kg BW とした。

- 1 - 5 被験物質及び陽性対照物質投与液の調製

被験物質投与液の調製は、秤量した被験物質にオリブ油を加え、マグネチックスターラーで攪拌・混合して溶解し、10、20 及び 40 mg/mL の濃度の投与液を調製した。調製した投与液は、調製液中の被験物質濃度の安定性が確認された 8 日間以内に使用した。調製後の投与液は、投与日まで冷蔵庫（約 4℃、遮光）内で保管した。

陽性対照物質投与液の調製は、秤量した陽性対照物質にオリブ油を加え、マグネチックスターラーで攪拌・混合して溶解し、30 mg/mL の濃度の投与液を調製した。調製した投与液は、調製液中の陽性対照物質濃度の安定性が確認された 8 日間以内に使用した。調製後の投与液は、投与日まで冷蔵庫（約 4℃、遮光）内で保管した。

- 1 - 6 被験物質及び陽性対照物質調製液の濃度及び均一性確認

被験物質及び陽性対照物質調製液の濃度及び均一性確認は、全調製濃度について行った。初回調製時及び 13 週目に調製容器内から各 7 点サンプリングし、高速液体クロマトグラフ（(株)島津製作所 LC-10）を用いて被験物質濃度を測定することで確認した。

被験物質調製液の濃度は APPENDIX 3-1、均一性は APPENDIX 3-2 に示す。また、陽性対照物質調製液の濃度は APPENDIX 4-1、均一性は APPENDIX 4-2 に示す。

被験物質調製液の平均濃度は、設定濃度に対して 94.8～98.5%の範囲にあった。また、均一性は各調製濃度ともばらつきが少なかった。従って、被験物質調製液は設定濃度に対して正確に調製されたことを確認した。

陽性対照物質調製液の平均濃度は、設定濃度に対して 96.0%及び 95.7%であった。また、均一性もばらつきが少なかった。従って、被験物質調製液は設定濃度に対して正確に調製されたことを確認した。

- 1 - 7 被験物質及び陽性対照物質調製液の濃度安定性確認

被験物質調製液の濃度安定性は、被験物質調製液（0.6 mg/mL 及び 60 mg/mL：投与用量として 3 mg/kg BW 及び 300 mg/kg BW に相当）を冷蔵保管（約 4℃）し、調製後 8 日間の濃度は安定であることを確認した（試験番号：8042）。本試験はその濃度範囲で実施するため濃度安定性確認は行わなかった。

陽性対照物質調製液中の濃度安定性は、陽性対照物質調製液（20 mg/mL 及び 40 mg/mL：投与用量として 200 mg/kg BW 及び 400 mg/kg BW に相当）を冷蔵保管（約 4℃）し、調製後 8 日間の濃度は安定であることを確認した（試験番号：8046）。本試験はその濃度範囲で実施するため濃度安定性確認は行わなかった。

被験物質調製液の濃度安定性確認の結果は APPENDIX 5-1 に、陽性対照物質調製液の濃度安定性確認の結果は APPENDIX 5-2 に示す。

- 2 動物管理

- 2 - 1 各群の使用動物数

媒体対照群 1 群、被験物質投与群 3 群及び陽性対照群の計 5 群を設け、1 群当たりの動物数は、媒体対照群と被験物質投与群は雌雄各 25 匹、陽性対照群は雌雄各 15 匹の動物を用いた。

群名称	動物数 (動物番号)	
	雄	雌
媒体対照群	25 匹 (1001 ~ 1025)	25 匹 (2001 ~ 2025)
50 mg/kg 群	25 匹 (1101 ~ 1125)	25 匹 (2101 ~ 2125)
100 mg/kg 群	25 匹 (1201 ~ 1225)	25 匹 (2201 ~ 2225)
200 mg/kg 群	25 匹 (1301 ~ 1325)	25 匹 (2301 ~ 2325)
陽性対照群	15 匹 (1401 ~ 1415)	15 匹 (2401 ~ 2415)

- 2 - 2 群分け及び個体識別方法

供試動物の各群への割り当ては、一般状態及び体重の推移に異常を認めなかった動物を体重の重い順より各群に 1 匹ずつ割り当て、二巡目からは各群の動物の体重の合計を比較して、小さい群より順に体重の重い動物を割り当てることにより、群間の体重の偏りを小さくする群分け方法 (適正層別方式) により実施した (文献 11)。

動物の個体識別は、検疫期間及び馴化期間では尾に油性マーカーによる色素塗布、投与期間では耳パンチにより行った。また、ケージには個体識別番号を記したラベルを付した。

なお、動物はバリア区域内の独立した室 (雄 204 室、雌 205 室) に収容し、室の扉に試験番号、試験動物、飼育期間及び遺伝子改変動物飼育中を表示し、他試験及び異種動物と区別した。

- 2 - 3 飼育条件

(1) 飼育環境

飼育室の環境条件及び使用したケージ等を以下に示した。飼育室の温度と湿度は、実測値 (平均値 ± 標準偏差) を < > 内に示した。

温度： 23 ± 2 < 204 室：23.0 ± 0.2 、 205 室：23.3 ± 0.2 >

湿度： 55 ± 15 % < 204 室：57 ± 1%、 205 室：52 ± 1% >

明暗サイクル： 12 時間点灯(8:00 ~ 20:00) / 12 時間消灯(20:00 ~ 8:00)

換気回数： 15 ~ 17 回 / 時

ケージへの動物の収容方法： 個別飼育

ケージの材質・形状・寸法等：

ステンレス製 2 連網ケージ (112(W) × 212(D) × 120(H) mm / 匹)

飼育器材の滅菌方法： 飼育器材（ラック、ケージ、餌箱、給水ノズル、作業台車、トレイ等）は、オートクレーブを用いて滅菌（約 120℃、15 分以上）した。

（2）飼料

飼料は、全飼育期間を通して、オリエンタル酵母工業(株) 製造の CRF-1 固型（30kGy- γ 線照射滅菌飼料）を自由摂取させた。ただし、定期解剖前日（投与最終日）の夕方からは絶食させた。

試験に使用した飼料中の栄養成分と夾雑物については、オリエンタル酵母工業(株) から分析データを入力し、確認後保管した。

（3）飲水

飲水は、全飼育期間を通して、市水（神奈川県秦野市水道局供給）をフィルターろ過した後、紫外線照射し、自動給水ノズルから自由摂取させた。

飲水の水質は、動物試験施設として定期的（年 2 回）に実施している水道水の検査において、水道法に定められている水質基準に適合していることを確認した。

- 3 観察・検査項目及び方法

- 3 - 1 動物の生死及び一般状態の観察

全動物について、毎日、投与前及び投与後に生死及び一般状態を観察した。また、定期解剖日は飼育室からの搬出時に一般状態を観察した。

なお、瀕死状態動物は、速やかに安楽死させた。

- 3 - 2 体重測定

全動物について、週 1 回、投与前に体重測定を行った。また、定期解剖日には絶食後の体重（搬出時体重）を測定した。

死亡及び瀕死状態の動物は、飼育室からの搬出時に体重を測定した。

- 3 - 3 摂餌量測定

全動物について、週 1 回、給餌量及び残餌量を測定し、その値から 1 匹 1 日当たりの摂餌量を算出した。

- 3 - 4 尿検査

投与最終週に生存した動物のうち自然排尿した動物の新鮮尿について、尿試験紙(ウロラブスティックス、シーメンスヘルスケア・ダイアグノスティクス社)を用いて、下記の項目について検査を行った。

検査項目：pH、蛋白、グルコース、ケトン体、潜血、ウロビリノーゲン

- 3 - 5 血液学的検査

定期解剖時に生存していた採血可能な動物について、剖検直前にイソフルラン麻酔下で開腹し、腹大動脈から EDTA-2 カリウム入り採血管に採血した血液を用いて、下記の項目について検査を行った。検査方法は APPENDIX 6 に示す。

検査項目：赤血球数、ヘモグロビン濃度、ヘマトクリット値、平均赤血球容積(MCV)、平均赤血球ヘモグロビン量(MCH)、平均赤血球ヘモグロビン濃度(MCHC)、血小板数、網赤血球比、白血球数、白血球分類

- 3 - 6 血液生化学的検査

定期解剖時に生存していた採血可能な動物について、剖検直前にイソフルラン麻酔下で開腹し、腹大動脈よりヘパリンリチウム入り採血管に採血した血液を遠心分離し、得られた血漿を用いて、下記の項目について検査を行った。検査方法は APPENDIX 6 に示す。

検査項目：総蛋白、アルブミン、A/G 比、総ビリルビン、グルコース、総コレステロール、トリグリセライド、リン脂質、AST、ALT、LDH、ALP、 γ -GTP、CK、尿素窒素、ナトリウム、カリウム、クロール、カルシウム、無機リン

- 3 - 7 病理学的検査

(1) 肉眼的観察

全動物について肉眼的に観察を行った。なお、定期解剖動物はイソフルラン麻酔下で腹大動脈より採血後、腹大動脈を切断し、放血することで安楽死させた。

(2) 臓器重量

定期解剖時まで生存した動物について、下記に示した臓器の湿重量(臓器実重量)を測定した。また、各臓器の湿重量の搬出時体重に対する百分率(臓器重量体重比)を算出した。

測定臓器：胸腺、副腎、精巣、卵巣、心臓、肺、腎臓、脾臓、肝臓、脳

(3) 病理組織学的検査

全動物について下記に示した器官、組織を摘出し、10%中性リン酸緩衝ホルマリン溶液で固定後、パラフィン包埋、薄切、ヘマトキシリン・エオジン染色を行い、光学顕微鏡で病理組織学的に検査した。

なお、鼻腔については切歯の後端(レベル1)、切歯乳頭(レベル2)、第一臼歯の前端(レベル3)の3ヶ所(文献12)で切り出し(横断)、検査した。

検査器官・組織：皮膚、鼻腔、鼻咽頭、喉頭、気管、肺、骨髄(大腿骨)、リンパ節(腋窩、鼠径等)、胸腺、脾臓、心臓、舌、唾液腺、食道、胃、小腸(十二指腸を含む)、大腸、肝臓、胆嚢、膵臓、腎臓、膀胱、下垂体、甲状腺、上皮小体、副腎、精巣、精巣上体、精嚢、前立腺、卵巣、子宮、膣、乳腺、脳、脊髄、末梢神経(坐骨神経)、眼球、ハーダー腺、筋肉、骨(胸骨、大腿骨)、肉眼的に変化のみられた器官及び組織

- 4 数値処理と統計方法

- 4 - 1 数値の取り扱いと表示

各数値データは測定機器の精度に合わせて表示した。

体重は g を単位とし、小数点以下第 1 位まで測定し、表示した。

摂餌量は g を単位とし、給餌量及び残餌量を小数点以下第 1 位まで測定し、給餌量値から残餌量値を減じて摂餌量とした。この値を測定期間の日数で除し、1 日当たりの平均摂餌量を算出し、小数点以下第 2 位を四捨五入して小数点以下第 1 位までを表示した。

臓器実重量は g を単位とし、小数点以下第 3 位まで測定し、表示した。臓器重量体重比は臓器実重量値を搬出時体重で除し、パーセント単位で小数点以下第 4 位を四捨五入し、小数点以下第 3 位までを表示した。

血液学的検査、血液生化学的検査は APPENDIX 6 に示した単位と桁数により表示した。

なお、各数値データの平均値及び標準偏差は、上記に示した桁数と同様になるよう四捨五入を行い表示した。

- 4 - 2 統計処理

各群の有効動物数は、供試動物より事故等の理由で外された動物数を減じた動物数とした。

病理組織学的検査は、臓器ごとに検査不能臓器を除いた臓器数、その他の検査及び測定は、実施できた動物数を検査(測定)数とした。

体重、摂餌量、血液学的検査、血液生化学的検査及び臓器重量の測定値は、媒体対照群を基準群として、まず Bartlett 法により等分散の予備検定を行い、その結果が等分散の場合には一元配置分散分析を行い、群間に有意差が認められた場合は Dunnett の多重比較により平均値の検定を行った。また、分散の等しくない場合には各群を通して測定値を順位化し

て、Kruskal-Wallis の順位検定を行い、群間に有意差が認められた場合には Dunnett 型の多重比較を行った。

なお、媒体対照群と陽性対照群間の有意差検定は、まず F 検定を用い、等分散である場合は Student の t 検定を行い、等分散でない場合は Aspin-Welch の t 検定を行った。

病理組織学的検査のうち非腫瘍性病変については、所見のみられなかった動物をグレード 0、所見のみられた動物は、その所見の程度及び範囲などを基準にしてグレード 1~4 に分け、 χ^2 検定を行った。また、尿検査についても媒体対照群と各投与群間で χ^2 検定を行った。

腫瘍性病変については、各臓器の腫瘍ごとに、各群ごとの総担腫瘍臓器数について、Peto 検定、Cochran-Armitage 検定、Fisher 検定を行った。なお、媒体対照群と陽性対照群間は、各群の総担腫瘍臓器数について Fisher 検定を行った。

各検定は 5%の有意水準で両側検定を行い、検定結果を表示する場合には 5%及び 1%の有意水準の表示を行った。

試験成績-1 (被験物質投与群)

- 1 生存率

生存率を TABLE A 1, 2 及び FIGURE A 1, 2 に示す。

- 雄 -

200 mg/kg 群で生存率の低下が認められた。その他の投与群では生存率への影響は認められなかった。

各群の 26 週における生存動物数 (生存率) は、媒体対照群 : 25 匹 (100%)、50 mg/kg 群 : 24 匹 (96%)、100 mg/kg 群 : 25 匹 (100%)、200 mg/kg 群 : 20 匹 (80%) であった。

- 雌 -

200 mg/kg 群で生存率の低下が認められた。その他の投与群では生存率への影響は認められなかった。

各群の 26 週における生存動物数 (生存率) は、媒体対照群 : 25 匹 (100%)、50 mg/kg 群 : 25 匹 (100%)、100 mg/kg 群 : 23 匹 (92%)、200 mg/kg 群 : 17 匹 (68%) であった。

- 2 一般状態

一般状態の観察結果を TABLE A 3, 4 に示す。

- 雌雄 -

投与期間を通して、被験物質投与の影響と考えられる異常所見は認められなかった。

- 3 体重

体重の推移を TABLE A 5~8 及び FIGURE A 3, 4 に示す。

- 雄 -

200 mg/kg 群では、投与 5 週目以降に有意な低値を示し、体重増加の抑制が認められた。

その他の投与群では、媒体対照群との間に有意な差は認められなかった。

投与群の最終体重は媒体対照群に対して、50 mg/kg 群 : 98 %、100 mg/kg 群 : 95 %、200 mg/kg 群 : 91 % であった。

- 雌 -

200 mg/kg 群では、投与 7 週目以降に多くの週で有意な低値を示し、体重増加の抑制が認められた。

その他の投与群では、媒体対照群との間に有意な差は認められなかった。

投与群の最終体重は媒体対照群に対して、50 mg/kg 群 : 100 %、100 mg/kg 群 : 97 %、200 mg/kg 群 : 97 % であった。

- 4 摂餌量

摂餌量の推移を TABLE A 9～12 及び FIGURE A 5, 6 に示す。

- 雄 -

投与期間を通して媒体対照群との間に差は認められなかった。

投与期間を通しての 1 匹当たりの 1 日平均摂餌量は、媒体対照群：3.4 g、50 mg/kg 群：3.3 g、100 mg/kg 群：3.4 g、200 mg/kg 群：3.3 g であった。

- 雌 -

投与期間を通して媒体対照群との間に差は認められなかった。

投与期間を通しての 1 匹当たりの 1 日平均摂餌量は、媒体対照群：3.0 g、50 mg/kg 群：3.0 g、100 mg/kg 群：3.1 g、200 mg/kg 群：3.1 g であった。

- 5 尿検査

尿検査の結果を TABLE A 13, 14 に示す。

- 雄 -

50 mg/kg 以上の群で尿蛋白及びケトン体の陽性度の減少、200 mg/kg 群で尿 pH の低下が認められた。

- 雌 -

50 mg/kg 以上の群で尿蛋白の陽性度の減少、100 mg/kg 以上の群でケトン体の陽性度の減少が認められた。

なお、100 mg/kg 群及び 200 mg/kg 群で尿 pH に統計学的有意差が示されたが、投与用量に相関した変化でないことから毒性学的意義については不明であった。

- 6 血液学的検査

血液学的検査の結果を TABLE A 15, 16 に示す。

- 雄 -

100 mg/kg 以上の群で赤血球数、ヘモグロビン濃度及びヘマトクリット値の低値、200 mg/kg 群で好酸球比の低値が認められた。

なお、50 mg/kg 群で MCH、50 mg/kg 群及び 200 mg/kg 群で MCV とリンパ球比に統計学的有意差が示されたが、投与用量に相関した変化でないことから偶発的変動と判断した。また、200 mg/kg 群で MCHC の高値がみられたが、ごく軽度の変化であり、毒性学的意義は乏しいと考えられた。

- 雌 -

200 mg/kg 群で赤血球数、ヘモグロビン濃度、ヘマトクリット値及び好酸球比の低値が認められた。

なお、100 mg/kg 以上の群で MCH、200 mg/kg 群で MCV の低値がみられたが、軽度の変化であり、毒性学的意義は乏しいと考えられた。

- 7 血液生化学的検査

血液生化学的検査の結果を TABLE A 17, 18 に示す。

- 雄 -

50 mg/kg 以上の群で総コレステロール、トリグリセライド、リン脂質及び ALP の高値、100 mg/kg 以上の群で γ -GTP、尿素窒素及びカルシウムの高値、並びにグルコース及びカリウムの低値、200 mg/kg 群で無機リンの高値、並びにクロールの低値が認められた。

なお、200 mg/kg 群で総ビリルビン、AST 及び LDH が低値を示したが、低下性の変化であり毒性学的意義については不明であった。また、100 mg/kg 以上の群で A/G 比の低値、200 mg/kg 群で総蛋白の高値がみられたが、ごく軽度の変化であり、毒性学的意義は乏しいと考えられた。100 mg/kg 群で ALT に統計学的有意差が示されたが、投与用量に関連した変化でないことから偶発的変動と判断した。

- 雌 -

50 mg/kg 以上の群で総コレステロール、トリグリセライド、リン脂質及び ALP の高値、100 mg/kg 以上の群で尿素窒素及びカルシウムの高値、200 mg/kg 群で CK、ナトリウム及び無機リンの高値、並びにカリウム及びクロールの低値が認められた。また、 γ -GTP は 100 mg/kg 群で有意な高値を示した。

なお、100 mg/kg 以上の群で総ビリルビン及び AST、200 mg/kg 群で LDH が低値を示したが、低下性の変化であり毒性学的意義については不明であった。また、100 mg/kg 以上の群で総蛋白の高値と A/G 比の低値がみられたが、軽度の変化であり、毒性学的意義は乏しいと考えられた。

- 8 病理学的検査

- 8 - 1 肉眼的観察

解剖時の剖検観察所見を TABLE A 19, 20 に示す。

- 雄 -

腎臓の淡色化が 100 mg/kg 群及び 200 mg/kg 群で各 20 匹に、変形が 100 mg/kg 群で 16 匹、200 mg/kg 群で 9 匹に、小型化が 100 mg/kg 群で 3 匹、200 mg/kg 群で 11 匹に、顆粒状変化が 200 mg/kg 群で 4 匹に認められた。

胸腺の萎縮が 200 mg/kg 群で 4 匹に認められた。

なお、腎臓及び胸腺におけるこれらの所見は、媒体対照群では認められなかった。

- 雌 -

腎臓の淡色化が 100 mg/kg 群で 8 匹、200 mg/kg 群で 17 匹に、小型化が 100 mg/kg 群で 9 匹、200 mg/kg 群で 17 匹に、顆粒状変化が 200 mg/kg 群で 7 匹に、変形が 100 mg/kg 群で 5 匹に認められた。

胸腺の萎縮が 200 mg/kg 群で 4 匹に認められた。

なお、腎臓及び胸腺におけるこれらの所見は、媒体対照群では認められなかった。

- 8 - 2 臓器重量

定期解剖時に測定した臓器の実重量を TABLE A 21, 22 に、体重比を TABLE A 23, 24 に示す。

- 雄 -

50 mg/kg 以上の群で脾臓の体重比の高値、100 mg/kg 以上の群で脾臓の実重量及び肝臓の体重比の高値、200 mg/kg 群で胸腺の実重量の低値、腎臓の実重量と体重比の低値及び肝臓の実重量の高値が認められた。

その他、100 mg/kg 群ないし 200 mg/kg 群で、副腎、精巣及び肺の体重比の高値がみられたが、100 mg/kg 群及び 200 mg/kg 群の搬出時体重は有意に低値であり、それに起因するものと考えられた。また、100 mg/kg 群で脳の実重量の高値、100 mg/kg 以上の群で脳の体重比の高値がみられたが、投与用量に相関した変化でないことから偶発的変動に加えて、200 mg/kg 群の搬出時体重の低値に起因するものと判断した。

- 雌 -

50 mg/kg 以上の群で腎臓の実重量と体重比の低値、並びに肝臓の実重量と体重比の高値、100 mg/kg 以上の群で脾臓の体重比の高値、200 mg/kg 群で胸腺の実重量の低値が認められた。

その他、200 mg/kg 群で、脳の実重量の低値がみられたが、200 mg/kg 群の搬出時体重は有意に低値であり、それに起因するものと考えられた。また、50 mg/kg 群で肺の体重比の低値、100 mg/kg 群で心臓の実重量の低値がみられたが、投与用量に相関した変化でないことから偶発的変動と判断した。

- 8 - 3 病理組織学的検査

腫瘍性病変は、腫瘍の種類別の発生数を TABLE A 25, 26 に、統計解析 (Peto 検定、Cochran-Armitage 検定、Fisher 検定) の結果を TABLE A 27, 28 に、担腫瘍動物数と発生腫瘍数を TABLE A 29, 30 に、転移性病変を TABLE A 31, 32 に示す。また、非腫瘍性病変は TABLE A 33, 34 に示す。

- 雄 -

1) 腫瘍性病変

全ての臓器において、被験物質投与による腫瘍の発生増加は認められなかった。

2) 非腫瘍性病変

< 腎臓 >

慢性腎炎の発生増加が 50 mg/kg 以上の群で認められ、投与用量に依存して発生例数の増加と程度の増強がみられた。病変の程度は 50 mg/kg 群で軽度、100 mg/kg 群で軽度から中等度、200 mg/kg 群で中等度から重度であった。本病変の形態像は、硝子円柱の出現や尿細管の変性・壊死あるいは再生や線維化、間質領域の炎症性変化であり、尿細管障害による間質性腎炎の終末像とする腎病変で、ここでは慢性腎炎とする。

< 骨 >

骨異栄養症の発生増加が 200 mg/kg 群で認められ、病変の程度は軽度であった。骨異栄養症には、破骨細胞による骨吸収と骨細胞や骨芽細胞による類骨形成を認めた。

その他、統計学的には有意な増加ではないが、200 mg/kg 群で胸腺の萎縮（中等度～重度）が 5 例にみられた。

- 雌 -

1) 腫瘍性病変

全ての臓器において、被験物質投与による腫瘍の発生増加は認められなかった。

2) 非腫瘍性病変

< 腎臓 >

慢性腎炎の発生増加が 50 mg/kg 以上の群で認められ、投与用量に依存して発生例数の増加と程度の増強がみられた。病変の程度は 50 mg/kg 群で軽度、100 mg/kg 群で軽度から重度、200 mg/kg 群で中等度から重度であった。慢性腎炎の形態は雄と同様であった。

< 骨 >

骨異栄養症の発生増加が 50 mg/kg 以上の群で認められ、投与用量に依存して発生例数の増加と程度の増強がみられた。病変の程度は 50 mg/kg 群及び 100 mg/kg 群でいずれも軽度、200 mg/kg 群で軽度から中等度であった。骨異栄養症の形態は雄と同様であった。

その他、統計学的には有意な増加ではないが、200 mg/kg 群で胸腺の萎縮（中等度～重度）が 4 例にみられた。また、肝臓では炎症性細胞集簇巣の発生減少が 200 mg/kg 群に、腎臓では尿細管腔内に硝子円柱の発生減少が 50 mg/kg 以上の群にみられた。

- 8 - 4 死因

病理学的にみた死亡 / 瀕死の原因を TABLE A 35, 36 に示す。

- 雄 -

主な死因は腎臓病変によるものであり、媒体対照群で 0 匹 (0%) に対し、200 mg/kg 群で 5 匹 (20%) に認められた。

- 雌 -

主な死因は腎臓病変によるものであり、媒体対照群で 0 匹 (0%) に対し、100 mg/kg 群で 1 匹 (4%)、200 mg/kg 群で 7 匹 (28%) に認められた。

試験成績-2 (陽性対照物質投与群)

- 1 生存率

生存率を TABLE B 1, 2 及び FIGURE B 1, 2 に示す。

- 雌雄 -

陽性対照群に動物の死亡は認められなかった。

- 2 一般状態

一般状態の観察結果を TABLE B 3, 4 に示す。

- 雌雄 -

投与期間を通して、陽性対照物質投与の影響と考えられる異常所見の増加は認められなかった。

- 3 体重

体重の推移を TABLE B 5~8 及び FIGURE B 3, 4 に示す。

- 雄 -

投与 5 週目以降体重の低値が認められ、最終体重は媒体対照群に対して 85 %であった。

- 雌 -

投与 6 週目以降体重の低値が認められ、最終体重は媒体対照群に対して 88 %であった。

- 4 摂餌量

摂餌量の推移を TABLE B 9~12 及び FIGURE B 5, 6 に示す。

- 雄 -

投与期間を通して摂餌量の低値が認められ、1 匹当たりの 1 日平均摂餌量は、媒体対照群 3.4 g、陽性対照群 2.9 g であった。

- 雌 -

投与期間を通して摂餌量の低値が認められ、1 匹当たりの 1 日平均摂餌量は、媒体対照群 3.0 g、陽性対照群 2.6 g であった。

- 5 尿検査

尿検査の結果を TABLE B 13, 14 に示す。

- 雄 -

尿 pH の低下、尿蛋白及びケトン体の陽性度の減少が認められた。

- 雌 -

尿蛋白及びケトン体の陽性度の減少が認められた。

- 6 血液学的検査

血液学的検査の結果を TABLE B 15, 16 に示す。

- 雄 -

赤血球数、ヘモグロビン濃度、ヘマトクリット値、MCV、MCH、MCHC 及びリンパ球比の低値、並びに血小板数、網赤血球比、白血球数及び好中球比の高値が認められた。

- 雌 -

赤血球数、ヘモグロビン濃度、ヘマトクリット値、MCV、MCH 及び MCHC の低値、並びに血小板数及び網赤血球比の高値が認められた。

- 7 血液生化学的検査

血液生化学的検査の結果を TABLE B 17, 18 に示す。

- 雄 -

総蛋白、アルブミン、総ビリルビン、総コレステロール、リン脂質、AST、ALT、LDH、ALP、尿素窒素及びカルシウムの高値、並びにクロールの低値が認められた。

- 雌 -

アルブミン、A/G 比、総コレステロール、リン脂質、ALT、LDH 及び尿素窒素の高値、並びにクロールの低値が認められた。

- 8 病理学的検査

- 8 - 1 肉眼的観察

解剖時の剖検観察所見を TABLE B 19, 20 に示す。

- 雄 -

腎臓の小型化が 2 匹、淡色化が 1 匹、変形が 4 匹に認められた。これらの所見は媒体対照群では認められなかった。

- 雌 -

腎臓の小型化が 1 匹、淡色化が 1 匹、変形が 2 匹、白色斑が 1 匹に認められた。これらの所見は、媒体対照群では認められなかった。

- 8 - 2 臓器重量

定期解剖時に測定した臓器の実重量を TABLE B 21, 22 に、体重比を TABLE B 23, 24 に示す。

- 雄 -

胸腺及び腎臓の実重量の低値、脾臓の実重量と体重比の高値が認められた。

その他、副腎、精巣、心臓、肺、肝臓及び脳で体重比の高値がみられたが、陽性対照群の搬出時体重は有意に低値であり、それに起因するものと考えられた。

- 雌 -

胸腺の実重量と体重比の低値、肝臓の実重量と体重比の高値、腎臓の実重量の低値、脾臓の体重比の高値が認められた。

その他、副腎及び心臓で実重量の低値、脳で実重量の低値と体重比の高値がみられたが、陽性対照群の搬出時体重は有意に低値であり、それに起因するものと考えられた。

- 8 - 3 病理組織学的検査

腫瘍性病変は、腫瘍の種類別の発生数を TABLE B 25, 26 に、統計解析 (Fisher 検定) の結果を TABLE B 27, 28 に、担腫瘍動物数と発生腫瘍数を TABLE B 29, 30 に示す。また、非腫瘍性病変は TABLE B 31, 32 に示す。さらに、病理組織所見の代表例を PHOTOGRAPH 1~6 に示す。

- 雄 -

1) 腫瘍性病変

<膀胱>

移行上皮乳頭腫の発生は、媒体対照群で 0 匹 (0%) に対し、陽性対照群で 2 匹 (13.3%) に認められた。移行上皮癌の発生は、媒体対照群で 0 匹 (0%) に対し、陽性対照群で 3 匹 (20%) に認められ、Fisher 検定で有意な増加を示した。また、移行上皮乳頭腫と移行上皮癌を合わせた発生は、媒体対照群で 0 匹 (0%) に対し、陽性対照群で 5 匹 (33.3%) に認められ、Fisher 検定で有意な増加を示した。

担腫瘍動物数は媒体対照群 0 匹 (0%) に対し、陽性対照群 5 匹 (33.3%) であった。

2) 非腫瘍性病変

<膀胱>

乳頭状ないし結節状過形成 (PN 過形成) (軽度) の発生増加が認められた。また、移行上皮の単純過形成 (軽度) の発生増加が認められた。

<腎臓>

慢性腎炎 (軽度~重度) の発生増加が認められた。本病変の形態像は、硝子円柱の出現や

尿細管の変性・壊死あるいは再生や線維化、間質領域の炎症性変化であり、尿細管障害による間質性腎炎の終末像とする腎病変で、ここでは慢性腎炎とする。また、乳頭壊死（軽度～重度）の発生増加が認められた。

< 脾臓 >

ヘモジデリン沈着（軽度）及び髓外造血（軽度）の発生増加が認められた。

< 肝臓 >

変性 / 壊死（軽度～中等度）の発生増加が認められた。変性 / 壊死は小葉中間帯（Zone 2）の肝細胞にみられた。

< 鼻腔 >

呼吸上皮にエオジン好性変化（軽度）の発生増加が認められた。嗅上皮にエオジン好性変化（軽度～中等度）、炎症（軽度）、萎縮（軽度）、再生（軽度～中等度）及び呼吸上皮化生（軽度～中等度）の発生増加が認められた。また、鼻腺や嗅腺の呼吸上皮化生（軽度～中等度）の発生増加が認められた。

< 鼻咽頭 >

鼻咽頭上皮にエオジン好性変化（軽度）の発生増加が認められた。

- 雌 -

1) 腫瘍性病変

< 膀胱 >

扁平上皮乳頭腫の発生は、媒体対照群で 0 匹（0%）に対し、陽性対照群で 2 匹（13.3%）に認められた。移行上皮乳頭腫は、媒体対照群で 0 匹（0%）に対し、陽性対照群で 1 匹（6.7%）に認められた。また、扁平上皮乳頭腫と移行上皮乳頭腫を合わせた発生は、媒体対照群で 0 匹（0%）に対し、陽性対照群で 3 匹（20%）に認められ、Fisher 検定で有意な増加を示した。

坦腫瘍動物数は媒体対照群 1 匹（4%）に対し、陽性対照群 3 匹（20%）であった。なお、媒体対照群で認められた 1 匹の腫瘍は悪性リンパ腫であった。

2) 非腫瘍性病変

< 膀胱 >

移行上皮の単純過形成（軽度）、乳頭状ないし結節状過形成（PN 過形成）（軽度）及び扁平上皮化生（軽度）の発生増加が認められた。

< 腎臓 >

慢性腎炎（軽度～超重度）の発生増加が認められた。慢性腎炎の形態は雄と同様であった。また、乳頭壊死（軽度～中等度）の発生増加が認められた。

< 脾臓 >

ヘモジデリン沈着（軽度）及び髓外造血（軽度）の発生増加が認められた。

< 肝臓 >

変性 / 壊死 (軽度 ~ 中等度) の発生増加が認められた。変性 / 壊死の形態は雄と同様であった。

< 鼻腔 >

嗅上皮にエオジン好性変化 (軽度 ~ 中等度)、炎症 (軽度 ~ 中等度)、再生 (軽度 ~ 中等度) 及び呼吸上皮化生 (軽度 ~ 中等度) の発生増加が認められた。また、鼻腺や嗅腺の呼吸上皮化生 (軽度 ~ 中等度) の発生増加が認められた。

< 鼻咽頭 >

鼻咽頭上皮にエオジン好性変化 (軽度) の発生増加が認められた。

考察及びまとめ

4-(1,1,3,3-テトラメチルブチル)フェノールの p53 ヘテロ欠損マウスを用いた強制経口投与による中期がん原性試験（投与用量：0（媒体対照）、50、100 及び 200 mg/kg）を行った結果、雌雄とも腫瘍の発生増加は認められなかった。

- 1 生存率、一般状態、体重、摂餌量

動物の生存率は、媒体対照群と比較して雌雄とも 200 mg/kg 群で低下が認められた。一般状態では、雌雄とも被験物質投与の影響と考えられる異常所見は認められなかったが、体重は雌雄の 200 mg/kg 群で増加抑制が認められた。なお、摂餌量は投与期間を通して媒体対照群との間に差は認められなかった。

- 2 腫瘍性及び腫瘍関連病変

雌雄とも全臓器において、4-(1,1,3,3-テトラメチルブチル)フェノール投与による腫瘍及び腫瘍関連病変の発生増加は認められず、がん原性を示す証拠は得られなかった。

- 3 その他の影響

200 mg/kg で生存率の低下がみられた主な原因は腎臓病変であった。病理組織学的に慢性腎炎の発生増加が、雌雄の 50 mg/kg から投与用量に依存して発生例数の増加と程度の増強がみられた。解剖時の肉眼所見として、腎臓の淡色化と小型化が雌雄の 100 mg/kg 以上の群、顆粒状変化が雌雄の 200 mg/kg 群、変形が雄の 100 mg/kg 以上の群及び雌の 100 mg/kg 群でみられた。また、腎重量(実重量・体重比)は雄の 200 mg/kg 群及び雌の 50 mg/kg 以上の群で低値を示した。血液生化学的検査で、尿素窒素及びカルシウムが雌雄の 100 mg/kg 以上の群、無機リンが雌雄の 200 mg/kg 群で高値を示した。

骨では、病理組織学的に骨異栄養症の発生増加が雄の 200 mg/kg 群及び雌の 50 mg/kg 以上の群でみられ、病変の程度は雌に強く認められた。なお、骨異栄養症は慢性腎炎に起因する 2 次的なものと考えた（文献 13）。

肝臓では、実重量が雄の 200 mg/kg 群及び雌の 50 mg/kg 以上の群で高値を示した。血液生化学的検査で、総コレステロール、リン脂質、トリグリセライド及び ALP が雌雄の 50 mg/kg 以上の群、 γ -GTP が雄の 100 mg/kg 以上の群及び雌の 100 mg/kg 群で高値を示したが、病理組織学的に毒性所見はみられなかった。

血液学的検査では、雄の 100 mg/kg 以上の群及び雌の 200 mg/kg 群で貧血（赤血球、ヘモグロビン濃度、ヘマトクリット値の低値）が認められた。また、脾臓実重量は雄の 100 mg/kg 以上の群で高値を示したが、貧血に対する 2 次的なものと考えた。

その他、胸腺の実重量が雌雄の 200 mg/kg 群で軽度の低値を示した。また、少数例ではあるが肉眼的及び組織学的に萎縮が認められた。いずれも死亡あるいは瀕死搬出した動物であり、投与開始時に比較して体重減少も伴っていたことから、動物の衰弱による変化と思われる。

- 4 陽性対照物質投与群 (2-Methoxy-5-methylaniline) の評価

陽性対照物質として、2-Methoxy-5-methylaniline を 26 週間反復強制経口投与 (雌雄 15 匹、300 mg/kg BW) した。

その結果、雌雄とも陽性対照群に死亡動物は認められなかった。体重は媒体対照群に比較して、雄で 5 週目以降、雌で 6 週目以降に増加の抑制が認められ、摂餌量は投与期間を通して低値であった。

腫瘍性病変の発生は、雌雄とも膀胱に認められ、雄では移行上皮癌の発生、移行上皮乳頭腫と移行上皮癌を合わせた発生がそれぞれ有意な増加を示した。雌では扁平上皮乳頭腫と移行上皮乳頭腫を合わせた発生が有意な増加を示した。また、前腫瘍性病変である乳頭状ないし結節状過形成 (PN 過形成) は、雌雄ともに有意な発生増加を示した。

以上より、雌雄とも陽性対照物質投与による膀胱腫瘍及び前腫瘍性病変の発生増加が認められ、本試験の有効性が確認された。

結論

遺伝子改変マウス (p53 ヘテロ欠損マウス) を用いて、4-(1,1,3,3-テトラメチルブチル)フェノールの 26 週間にわたる強制経口投与によるがん原性試験を行った結果、雌雄 p53 ヘテロ欠損マウスに対するがん原性を示す証拠は得られなかった (no evidence of carcinogenic activity) と結論された。

文献

- 1) Organisation for Economic Co-operation and Development (OECD). 1995. OECD SIDS. PHENOL, 4-(1,1,3,3-TETRAMETHYLBUTYL)-. SIDS Initial Assessment Report for SIAM3. <http://www.inchem.org/documents/sids/sids/140669.pdf> [accessed 2017/04/26]
- 2) 東京化成工業(株). 2017. 4-(1,1,3,3-Tetramethylbutyl)phenol 安全データシート.
- 3) 経済産業省. 2019. 優先評価化学物質の製造・輸入数量 (29年度実績)
http://www.meti.go.jp/policy/chemical_management/kasinhou/files/information/volume/priority/Volume_priority_h29.pdf [accessed 2019/10/08]
- 4) Deutsche Forschungsgemeinschaft (DFG) 2018. 4-tert-Octylphenol: MAK Value Documentation. The MAK Collection for Occupational Health and Safety 2018, Vol 3, No 3 pp1137-1150.
<https://onlinelibrary.wiley.com/doi/pdf/10.1002/3527600418.mb14066kske6318> [accessed 2018/11/16]
- 5) 国立研究開発法人 産業技術総合研究所 有機化合物スペクトルデータベース(SDBS). p-(1,1,3,3-tetramethylbutyl)phenol.
https://sdb.db.aist.go.jp/sdb/cgi-bin/cre_index.cgi [accessed 2017/04/26] .
- 6) シグマ アルドリッチ ジャパン合同会社. 2017. 2-Methoxy-5-methylaniline 安全データシート.
- 7) U.S. National Library of Medicine. 2009. P-CRESIDINE. Chemical/Physical Properties. Hazardous Substances Data Bank (HSDB).
<https://toxnet.nlm.nih.gov/cgi-bin/sis/search2/r?dbs+hsdb:@term+@rn+@rel+120-71-8>. [accessed 2018/01/05]
- 8) 国立研究開発法人 産業技術総合研究所 有機化合物スペクトルデータベース(SDBS). 1-methyl-1-nitrosourea.
https://sdb.db.aist.go.jp/sdb/cgi-bin/cre_index.cgi [accessed 2018/01/30] .

- 9) Robinson DE, MacDonald JS. 2001. Background and framework for ILSI's collaborative evaluation program on alternative models for carcinogenicity assessment. *Toxicol Pathol* 29 (Suppl.): 13-19.
- 10) 「遺伝子改変動物を用いたがん原性試験による調査の基準」 2017. 平成 28 年度第 3 回発がん性評価ワーキンググループ (平成 29 年 3 月 1 日厚生労働省) 資料.
- 11) 阿部正信 . 1986 . 長期毒性試験に用いるラット、マウスの体重変化の解析による群分けの適正層別方式の確立. *薬理と治療* 14: 7285-7302.
- 12) Nagano K, Katagiri T, Aiso S, Senoh H, Sakura Y, Takeuchi T. 1997. Spontaneous lesions of nasal cavity in aging F344 rats and BDF1 mice. *Exp Toxic Pathol.* 49: 97-104.
- 13) 山崎寛治. 2017. 新毒性病理学 (日本毒性病理学会編) 各論 第 11 章 運動器系 2 骨・関節, 東京: 西村書店, 607-626.

予見することのできなかつた試験の信頼性に影響を及ぼす疑いのある事態及び試験計画書に従わなかつたこと

1. 媒体対照群と陽性対照群間の腫瘍性病変の統計検定

媒体対照群と陽性対照群間の腫瘍性病変の統計検定は、両群間の Fisher 検定の結果のみを用いて評価を行った。

上記変更は、試験結果の評価の信頼性に影響を及ぼすものではない。

4-(1,1,3,3-テトラメチルブチル)フェノールの p53KO マウスを用いた
強制経口投与による中期がん原性試験報告書

試験番号 : 0906 , 0907

TABLES

TABLES

(Test substance-treated group)

TABLE A 1	SURVIVAL ANIMAL NUMBERS: MALE (Control, 50, 100 and 200 mg/kg groups)
TABLE A 2	SURVIVAL ANIMAL NUMBERS: FEMALE (Control, 50, 100 and 200 mg/kg groups)
TABLE A 3	CLINICAL OBSERVATION: MALE (Control, 50, 100 and 200 mg/kg groups)
TABLE A 4	CLINICAL OBSERVATION: FEMALE (Control, 50, 100 and 200 mg/kg groups)
TABLE A 5	BODY WEIGHT CHANGES AND SURVIVAL ANIMAL NUMBERS : MALE (Control, 50, 100 and 200 mg/kg groups)
TABLE A 6	BODY WEIGHT CHANGES AND SURVIVAL ANIMAL NUMBERS : FEMALE (Control, 50, 100 and 200 mg/kg groups)
TABLE A 7	BODY WEIGHT CHANGES: MALE (Control, 50, 100 and 200 mg/kg groups)
TABLE A 8	BODY WEIGHT CHANGES: FEMALE (Control, 50, 100 and 200 mg/kg groups)
TABLE A 9	FOOD CONSUMPTION CHANGES AND SURVIVAL ANIMAL NUMBERS: MALE (Control, 50, 100 and 200 mg/kg groups)
TABLE A 10	FOOD CONSUMPTION CHANGES AND SURVIVAL ANIMAL NUMBERS: FEMALE (Control, 50, 100 and 200 mg/kg groups)
TABLE A 11	FOOD CONSUMPTION CHANGES: MALE (Control, 50, 100 and 200 mg/kg groups)
TABLE A 12	FOOD CONSUMPTION CHANGES: FEMALE (Control, 50, 100 and 200 mg/kg groups)
TABLE A 13	URINALYSIS: MALE (Control, 50, 100 and 200 mg/kg groups)
TABLE A 14	URINALYSIS: FEMALE (Control, 50, 100 and 200 mg/kg groups)
TABLE A 15	HEMATOLOGY: MALE (Control, 50, 100 and 200 mg/kg groups)
TABLE A 16	HEMATOLOGY: FEMALE (Control, 50, 100 and 200 mg/kg groups)
TABLE A 17	BIOCHEMISTRY: MALE (Control, 50, 100 and 200 mg/kg groups)
TABLE A 18	BIOCHEMISTRY: FEMALE (Control, 50, 100 and 200 mg/kg groups)
TABLE A 19	GROSS FINDINGS: MALE (Control, 50, 100 and 200 mg/kg groups)
TABLE A 20	GROSS FINDINGS: FEMALE (Control, 50, 100 and 200 mg/kg groups)

TABLES (CONTINUED)
(Test substance-treated group)

TABLE	A 21	ORGAN WEIGHT, ABSOLUTE: MALE (Control, 50, 100 and 200 mg/kg groups)
TABLE	A 22	ORGAN WEIGHT, ABSOLUTE: FEMALE (Control, 50, 100 and 200 mg/kg groups)
TABLE	A 23	ORGAN WEIGHT, RELATIVE: MALE (Control, 50, 100 and 200 mg/kg groups)
TABLE	A 24	ORGAN WEIGHT, RELATIVE: FEMALE (Control, 50, 100 and 200 mg/kg groups)
TABLE	A 25	HISTOPATHOLOGICAL FINDINGS: NEOPLASTIC LESIONS: MALE (Control, 50, 100 and 200 mg/kg groups)
TABLE	A 26	HISTOPATHOLOGICAL FINDINGS: NEOPLASTIC LESIONS: FEMALE (Control, 50, 100 and 200 mg/kg groups)
TABLE	A 27	NEOPLASTIC LESIONS-INCIDENCE AND STATISTICAL ANALYSIS: MALE (Control, 50, 100 and 200 mg/kg groups)
TABLE	A 28	NEOPLASTIC LESIONS-INCIDENCE AND STATISTICAL ANALYSIS: FEMALE (Control, 50, 100 and 200 mg/kg groups)
TABLE	A 29	NUMBER OF ANIMALS WITH TUMORS AND NUMBER OF TUMORS - TIME RELATED: MALE (Control, 50, 100 and 200 mg/kg groups)
TABLE	A 30	NUMBER OF ANIMALS WITH TUMORS AND NUMBER OF TUMORS - TIME RELATED: FEMALE (Control, 50, 100 and 200 mg/kg groups)
TABLE	A 31	HISTOPATHOLOGICAL FINDINGS: METASTASIS OF TUMOR: MALE (Control, 50, 100 and 200 mg/kg groups)
TABLE	A 32	HISTOPATHOLOGICAL FINDINGS: METASTASIS OF TUMOR: FEMALE (Control, 50, 100 and 200 mg/kg groups)
TABLE	A 33	HISTOPATHOLOGICAL FINDINGS: NON-NEOPLASTIC LESIONS : MALE (Control, 50, 100 and 200 mg/kg groups)
TABLE	A 34	HISTOPATHOLOGICAL FINDINGS: NON-NEOPLASTIC LESIONS : FEMALE (Control, 50, 100 and 200 mg/kg groups)
TABLE	A 35	CAUSE OF DEATH: MALE (Control, 50, 100 and 200 mg/kg groups)
TABLE	A 36	CAUSE OF DEATH: FEMALE (Control, 50, 100 and 200 mg/kg groups)

TABLES

(Positive control group)

TABLE	B 1	SURVIVAL ANIMAL NUMBERS: MALE (Control and Positive control group)
TABLE	B 2	SURVIVAL ANIMAL NUMBERS: FEMALE (Control and Positive control group)
TABLE	B 3	CLINICAL OBSERVATION: MALE (Control and Positive control group)
TABLE	B 4	CLINICAL OBSERVATION: FEMALE (Control and Positive control group)
TABLE	B 5	BODY WEIGHT CHANGES AND SURVIVAL ANIMAL NUMBERS : MALE (Control and Positive control group)
TABLE	B 6	BODY WEIGHT CHANGES AND SURVIVAL ANIMAL NUMBERS : FEMALE (Control and Positive control group)
TABLE	B 7	BODY WEIGHT CHANGES: MALE (Control and Positive control group)
TABLE	B 8	BODY WEIGHT CHANGES: FEMALE (Control and Positive control group)
TABLE	B 9	FOOD CONSUMPTION CHANGES AND SURVIVAL ANIMAL NUMBERS: MALE (Control and Positive control group)
TABLE	B 10	FOOD CONSUMPTION CHANGES AND SURVIVAL ANIMAL NUMBERS: FEMALE (Control and Positive control group)
TABLE	B 11	FOOD CONSUMPTION CHANGES: MALE (Control and Positive control group)
TABLE	B 12	FOOD CONSUMPTION CHANGES: FEMALE (Control and Positive control group)
TABLE	B 13	URINALYSIS: MALE (Control and Positive control group)
TABLE	B 14	URINALYSIS: FEMALE (Control and Positive control group)
TABLE	B 15	HEMATOLOGY: MALE (Control and Positive control group)
TABLE	B 16	HEMATOLOGY: FEMALE (Control and Positive control group)
TABLE	B 17	BIOCHEMISTRY: MALE (Control and Positive control group)
TABLE	B 18	BIOCHEMISTRY: FEMALE (Control and Positive control group)
TABLE	B 19	GROSS FINDINGS: MALE (Control and Positive control group)
TABLE	B 20	GROSS FINDINGS: FEMALE (Control and Positive control group)

TABLES (CONTINUED)
(Positive control group)

TABLE	B 21	ORGAN WEIGHT, ABSOLUTE: MALE (Control and Positive control group)
TABLE	B 22	ORGAN WEIGHT, ABSOLUTE: FEMALE (Control and Positive control group)
TABLE	B 23	ORGAN WEIGHT, RELATIVE: MALE (Control and Positive control group)
TABLE	B 24	ORGAN WEIGHT, RELATIVE: FEMALE (Control and Positive control group)
TABLE	B 25	HISTOPATHOLOGICAL FINDINGS: NEOPLASTIC LESIONS: MALE (Control and Positive control group)
TABLE	B 26	HISTOPATHOLOGICAL FINDINGS: NEOPLASTIC LESIONS: FEMALE (Control and Positive control group)
TABLE	B 27	NEOPLASTIC LESIONS-INCIDENCE AND STATISTICAL ANALYSIS: MALE (Control and Positive control group)
TABLE	B 28	NEOPLASTIC LESIONS-INCIDENCE AND STATISTICAL ANALYSIS: FEMALE (Control and Positive control group)
TABLE	B 29	NUMBER OF ANIMALS WITH TUMORS AND NUMBER OF TUMORS - TIME RELATED: MALE (Control and Positive control group)
TABLE	B 30	NUMBER OF ANIMALS WITH TUMORS AND NUMBER OF TUMORS - TIME RELATED: FEMALE (Control and Positive control group)
TABLE	B 31	HISTOPATHOLOGICAL FINDINGS: NON-NEOPLASTIC LESIONS : MALE (Control and Positive control group)
TABLE	B 32	HISTOPATHOLOGICAL FINDINGS: NON-NEOPLASTIC LESIONS : FEMALE (Control and Positive control group)

TABLE A 1

SURVIVAL ANIMAL NUMBERS : MALE

(Control, 50, 100 and 200 mg/kg groups)

STUDY NO. : 0906
 ANIMAL : B6.129S2-Trp53tm1Tyj/J
 REPORT TYPE : A1 26
 SEX : MALE

SURVIVAL ANIMAL NUMBERS

Group Name	Animals At start	Administration (Weeks)													
		0	1	2	3	4	5	6	7	8	9	10	11	12	13
Control	25	25/25 100.0	25/25 100.0	25/25 100.0	25/25 100.0	25/25 100.0	25/25 100.0	25/25 100.0	25/25 100.0	25/25 100.0	25/25 100.0	25/25 100.0	25/25 100.0	25/25 100.0	25/25 100.0
50 mg/kg	25	25/25 100.0	25/25 100.0	25/25 100.0	25/25 100.0	25/25 100.0	25/25 100.0	25/25 100.0	25/25 100.0	25/25 100.0	25/25 100.0	25/25 100.0	25/25 100.0	25/25 100.0	25/25 100.0
100 mg/kg	25	25/25 100.0	25/25 100.0	25/25 100.0	25/25 100.0	25/25 100.0	25/25 100.0	25/25 100.0	25/25 100.0	25/25 100.0	25/25 100.0	25/25 100.0	25/25 100.0	25/25 100.0	25/25 100.0
200 mg/kg	25	25/25 100.0	25/25 100.0	25/25 100.0	25/25 100.0	25/25 100.0	25/25 100.0	25/25 100.0	25/25 100.0	25/25 100.0	25/25 100.0	25/25 100.0	25/25 100.0	25/25 100.0	24/25 96.0

Number of survival/ Number of effective animals
 Survival rate(%)

STUDY NO. : 0906
 ANIMAL : B6.129S2-Trp53tm1Tyj/J
 REPORT TYPE : A1 26
 SEX : MALE

SURVIVAL ANIMAL NUMBERS

Group Name	Animals At start	Administration (Weeks)												
		14	15	16	17	18	19	20	21	22	23	24	25	26
Control	25	25/25 100.0	25/25 100.0	25/25 100.0	25/25 100.0	25/25 100.0	25/25 100.0	25/25 100.0	25/25 100.0	25/25 100.0	25/25 100.0	25/25 100.0	25/25 100.0	25/25 100.0
50 mg/kg	25	25/25 100.0	25/25 100.0	25/25 100.0	25/25 100.0	25/25 100.0	24/25 96.0	24/25 96.0	24/25 96.0	24/25 96.0	24/25 96.0	24/25 96.0	24/25 96.0	24/25 96.0
100 mg/kg	25	25/25 100.0	25/25 100.0	25/25 100.0	25/25 100.0	25/25 100.0	25/25 100.0	25/25 100.0	25/25 100.0	25/25 100.0	25/25 100.0	25/25 100.0	25/25 100.0	25/25 100.0
200 mg/kg	25	24/25 96.0	24/25 96.0	23/25 92.0	22/25 88.0	22/25 88.0	22/25 88.0	21/25 84.0	21/25 84.0	21/25 84.0	21/25 84.0	20/25 80.0	20/25 80.0	20/25 80.0
		Number of survival/ Number of effective animals Survival rate(%)												

TABLE A 2

SURVIVAL ANIMAL NUMBERS : FEMALE

(Control, 50, 100 and 200 mg/kg groups)

STUDY NO. : 0907
 ANIMAL : B6.129S2-Trp53tm1Tyj/J
 REPORT TYPE : A1 26
 SEX : FEMALE

SURVIVAL ANIMAL NUMBERS

Group Name	Animals At start	Administration (Weeks)													
		0	1	2	3	4	5	6	7	8	9	10	11	12	13
Control	25	25/25 100.0	25/25 100.0	25/25 100.0	25/25 100.0	25/25 100.0	25/25 100.0	25/25 100.0	25/25 100.0	25/25 100.0	25/25 100.0	25/25 100.0	25/25 100.0	25/25 100.0	25/25 100.0
50 mg/kg	25	25/25 100.0	25/25 100.0	25/25 100.0	25/25 100.0	25/25 100.0	25/25 100.0	25/25 100.0	25/25 100.0	25/25 100.0	25/25 100.0	25/25 100.0	25/25 100.0	25/25 100.0	25/25 100.0
100 mg/kg	25	25/25 100.0	25/25 100.0	24/25 96.0	24/25 96.0	24/25 96.0	23/25 92.0	23/25 92.0	23/25 92.0	23/25 92.0	23/25 92.0	23/25 92.0	23/25 92.0	23/25 92.0	23/25 92.0
200 mg/kg	25	25/25 100.0	25/25 100.0	25/25 100.0	25/25 100.0	25/25 100.0	25/25 100.0	25/25 100.0	24/25 96.0	24/25 96.0	23/25 92.0	23/25 92.0	23/25 92.0	23/25 92.0	23/25 92.0
		Number of survival/ Number of effective animals Survival rate(%)													

STUDY NO. : 0907
 ANIMAL : B6.129S2-Trp53tm1Tyj/J
 REPORT TYPE : A1 26
 SEX : FEMALE

SURVIVAL ANIMAL NUMBERS

Group Name	Animals At start	Administration (Weeks)												
		14	15	16	17	18	19	20	21	22	23	24	25	26
Control	25	25/25 100.0	25/25 100.0	25/25 100.0	25/25 100.0	25/25 100.0	25/25 100.0	25/25 100.0	25/25 100.0	25/25 100.0	25/25 100.0	25/25 100.0	25/25 100.0	25/25 100.0
50 mg/kg	25	25/25 100.0	25/25 100.0	25/25 100.0	25/25 100.0	25/25 100.0	25/25 100.0	25/25 100.0	25/25 100.0	25/25 100.0	25/25 100.0	25/25 100.0	25/25 100.0	25/25 100.0
100 mg/kg	25	23/25 92.0	23/25 92.0	23/25 92.0	23/25 92.0	23/25 92.0	23/25 92.0	23/25 92.0	23/25 92.0	23/25 92.0	23/25 92.0	23/25 92.0	23/25 92.0	23/25 92.0
200 mg/kg	25	22/25 88.0	21/25 84.0	21/25 84.0	19/25 76.0	19/25 76.0	18/25 72.0	17/25 68.0	17/25 68.0	17/25 68.0	17/25 68.0	17/25 68.0	17/25 68.0	17/25 68.0
		Number of survival/ Number of effective animals Survival rate(%)												

TABLE A 3

CLINICAL OBSERVATION : MALE

(Control, 50, 100 and 200 mg/kg groups)

STUDY NO. : 0906
 ANIMAL : B6.129S2-Trp53tm1Tyj/J
 REPORT TYPE : A1 27

CLINICAL OBSERVATION (SUMMARY)
 ALL ANIMALS

SEX : MALE

PAGE : 1

Clinical sign	Group Name	Administration Week-day													
		1-1 1	1-1 2	1-2 1	1-2 2	1-3 1	1-3 2	1-4 1	1-4 2	1-5 1	1-5 2	1-6 1	1-6 2	1-7 1	1-7 2
DEATH	Control	0	0	0	0	0	0	0	0	0	0	0	0	0	0
	50 mg/kg	0	0	0	0	0	0	0	0	0	0	0	0	0	0
	100 mg/kg	0	0	0	0	0	0	0	0	0	0	0	0	0	0
	200 mg/kg	0	0	0	0	0	0	0	0	0	0	0	0	0	0
MORIBUND SACRIFICE	Control	0	0	0	0	0	0	0	0	0	0	0	0	0	0
	50 mg/kg	0	0	0	0	0	0	0	0	0	0	0	0	0	0
	100 mg/kg	0	0	0	0	0	0	0	0	0	0	0	0	0	0
	200 mg/kg	0	0	0	0	0	0	0	0	0	0	0	0	0	0
LOCOMOTOR MOVEMENT DECR	Control	0	0	0	0	0	0	0	0	0	0	0	0	0	0
	50 mg/kg	0	0	0	0	0	0	0	0	0	0	0	0	0	0
	100 mg/kg	0	0	0	0	0	0	0	0	0	0	0	0	0	0
	200 mg/kg	0	0	0	0	0	0	0	0	0	0	0	0	0	0
HUNCHBACK POSITION	Control	0	0	0	0	0	0	0	0	0	0	0	0	0	0
	50 mg/kg	0	0	0	0	0	0	0	0	0	0	0	0	0	0
	100 mg/kg	0	0	0	0	0	0	0	0	0	0	0	0	0	0
	200 mg/kg	0	0	0	0	0	0	0	0	0	0	0	0	0	0
EROSION	Control	0	0	0	0	0	0	0	0	0	0	0	0	0	0
	50 mg/kg	0	0	0	0	0	0	0	0	0	0	0	0	0	0
	100 mg/kg	0	0	0	0	0	0	0	0	0	0	0	0	0	0
	200 mg/kg	0	0	0	0	0	0	0	0	0	0	0	0	0	0
CRUSTA	Control	0	0	0	0	0	0	0	0	0	0	0	0	0	0
	50 mg/kg	0	0	0	0	0	0	0	0	0	0	0	0	0	0
	100 mg/kg	0	0	0	0	0	0	0	0	0	0	0	0	0	0
	200 mg/kg	0	0	0	0	0	0	0	0	0	0	0	0	0	0
PROLAPSE OF PENIS	Control	0	0	0	0	0	0	0	0	0	0	0	0	0	0
	50 mg/kg	0	0	0	0	0	0	0	0	0	0	0	0	0	0
	100 mg/kg	0	0	0	0	0	0	0	0	0	0	0	0	0	0
	200 mg/kg	0	0	0	0	0	0	0	0	0	0	0	0	0	0
IRREGULAR BREATHING	Control	0	0	0	0	0	0	0	0	0	0	0	0	0	0
	50 mg/kg	0	0	0	0	0	0	0	0	0	0	0	0	0	0
	100 mg/kg	0	0	0	0	0	0	0	0	0	0	0	0	0	0
	200 mg/kg	0	0	0	0	0	0	0	0	0	0	0	0	0	0
OLIGO-STOOL	Control	0	0	0	0	0	0	0	0	0	0	0	0	0	0
	50 mg/kg	0	0	0	0	0	0	0	0	0	0	0	0	0	0
	100 mg/kg	0	0	0	0	0	0	0	0	0	0	0	0	0	0
	200 mg/kg	0	0	0	0	0	0	0	0	0	0	0	0	0	0

STUDY NO. : 0906
 ANIMAL : B6.129S2-Trp53tm1Tyj/J
 REPORT TYPE : A1 27

CLINICAL OBSERVATION (SUMMARY)
 ALL ANIMALS

SEX : MALE

PAGE : 2

Clinical sign	Group Name	Administration Week-day													
		2-1 1	2-1 2	2-2 1	2-2 2	2-3 1	2-3 2	2-4 1	2-4 2	2-5 1	2-5 2	2-6 1	2-6 2	2-7 1	2-7 2
DEATH	Control	0	0	0	0	0	0	0	0	0	0	0	0	0	0
	50 mg/kg	0	0	0	0	0	0	0	0	0	0	0	0	0	0
	100 mg/kg	0	0	0	0	0	0	0	0	0	0	0	0	0	0
	200 mg/kg	0	0	0	0	0	0	0	0	0	0	0	0	0	0
MORIBUND SACRIFICE	Control	0	0	0	0	0	0	0	0	0	0	0	0	0	0
	50 mg/kg	0	0	0	0	0	0	0	0	0	0	0	0	0	0
	100 mg/kg	0	0	0	0	0	0	0	0	0	0	0	0	0	0
	200 mg/kg	0	0	0	0	0	0	0	0	0	0	0	0	0	0
LOCOMOTOR MOVEMENT DECR	Control	0	0	0	0	0	0	0	0	0	0	0	0	0	0
	50 mg/kg	0	0	0	0	0	0	0	0	0	0	0	0	0	0
	100 mg/kg	0	0	0	0	0	0	0	0	0	0	0	0	0	0
	200 mg/kg	0	0	0	0	0	0	0	0	0	0	0	0	0	0
HUNCHBACK POSITION	Control	0	0	0	0	0	0	0	0	0	0	0	0	0	0
	50 mg/kg	0	0	0	0	0	0	0	0	0	0	0	0	0	0
	100 mg/kg	0	0	0	0	0	0	0	0	0	0	0	0	0	0
	200 mg/kg	0	0	0	0	0	0	0	0	0	0	0	0	0	0
EROSION	Control	0	0	0	0	0	0	0	0	0	0	0	0	0	0
	50 mg/kg	0	0	0	0	0	0	0	0	0	0	0	0	0	0
	100 mg/kg	0	0	0	0	0	0	0	0	0	0	0	0	0	0
	200 mg/kg	0	0	0	0	0	0	0	0	0	0	0	0	0	0
CRUSTA	Control	0	0	0	0	0	0	0	0	0	0	0	0	0	0
	50 mg/kg	0	0	0	0	0	0	0	0	0	0	0	0	0	0
	100 mg/kg	0	0	0	0	0	0	0	0	0	0	0	0	0	0
	200 mg/kg	0	0	0	0	0	0	0	0	0	0	0	0	0	0
PROLAPSE OF PENIS	Control	0	0	0	0	0	0	0	0	0	0	0	0	0	0
	50 mg/kg	0	0	0	0	0	0	0	0	0	0	0	0	0	0
	100 mg/kg	0	0	0	0	0	0	0	0	0	0	0	0	0	0
	200 mg/kg	0	0	0	0	0	0	0	0	0	0	0	0	0	0
IRREGULAR BREATHING	Control	0	0	0	0	0	0	0	0	0	0	0	0	0	0
	50 mg/kg	0	0	0	0	0	0	0	0	0	0	0	0	0	0
	100 mg/kg	0	0	0	0	0	0	0	0	0	0	0	0	0	0
	200 mg/kg	0	0	0	0	0	0	0	0	0	0	0	0	0	0
OLIGO-STOOL	Control	0	0	0	0	0	0	0	0	0	0	0	0	0	0
	50 mg/kg	0	0	0	0	0	0	0	0	0	0	0	0	0	0
	100 mg/kg	0	0	0	0	0	0	0	0	0	0	0	0	0	0
	200 mg/kg	0	0	0	0	0	0	0	0	0	0	0	0	0	0

STUDY NO. : 0906
 ANIMAL : B6.129S2-Trp53tm1Tyj/J
 REPORT TYPE : A1 27

CLINICAL OBSERVATION (SUMMARY)
 ALL ANIMALS

SEX : MALE

PAGE : 3

Clinical sign	Group Name	Administration Week-day													
		3-1 1	3-1 2	3-2 1	3-2 2	3-3 1	3-3 2	3-4 1	3-4 2	3-5 1	3-5 2	3-6 1	3-6 2	3-7 1	3-7 2
DEATH	Control	0	0	0	0	0	0	0	0	0	0	0	0	0	0
	50 mg/kg	0	0	0	0	0	0	0	0	0	0	0	0	0	0
	100 mg/kg	0	0	0	0	0	0	0	0	0	0	0	0	0	0
	200 mg/kg	0	0	0	0	0	0	0	0	0	0	0	0	0	0
MORIBUND SACRIFICE	Control	0	0	0	0	0	0	0	0	0	0	0	0	0	0
	50 mg/kg	0	0	0	0	0	0	0	0	0	0	0	0	0	0
	100 mg/kg	0	0	0	0	0	0	0	0	0	0	0	0	0	0
	200 mg/kg	0	0	0	0	0	0	0	0	0	0	0	0	0	0
LOCOMOTOR MOVEMENT DECR	Control	0	0	0	0	0	0	0	0	0	0	0	0	0	0
	50 mg/kg	0	0	0	0	0	0	0	0	0	0	0	0	0	0
	100 mg/kg	0	0	0	0	0	0	0	0	0	0	0	0	0	0
	200 mg/kg	0	0	0	0	0	0	0	0	0	0	0	0	0	0
HUNCHBACK POSITION	Control	0	0	0	0	0	0	0	0	0	0	0	0	0	0
	50 mg/kg	0	0	0	0	0	0	0	0	0	0	0	0	0	0
	100 mg/kg	0	0	0	0	0	0	0	0	0	0	0	0	0	0
	200 mg/kg	0	0	0	0	0	0	0	0	0	0	0	0	0	0
EROSION	Control	0	0	0	0	0	0	0	0	0	0	0	0	0	0
	50 mg/kg	0	0	0	0	0	0	0	0	0	0	0	0	0	0
	100 mg/kg	0	0	0	0	0	0	0	0	0	0	0	0	0	0
	200 mg/kg	0	0	0	0	0	0	0	0	0	0	0	0	0	0
CRUSTA	Control	0	0	0	0	0	0	0	0	0	0	0	0	0	0
	50 mg/kg	0	0	0	0	0	0	0	0	0	0	0	0	0	0
	100 mg/kg	0	0	0	0	0	0	0	0	0	0	0	0	0	0
	200 mg/kg	0	0	0	0	0	0	0	0	0	0	0	0	0	0
PROLAPSE OF PENIS	Control	0	0	0	0	0	0	0	0	0	0	0	0	0	0
	50 mg/kg	0	0	0	0	0	0	0	0	0	0	0	0	0	0
	100 mg/kg	0	0	0	0	0	0	0	0	0	0	0	0	0	0
	200 mg/kg	0	0	0	0	0	0	0	0	0	0	0	0	0	0
IRREGULAR BREATHING	Control	0	0	0	0	0	0	0	0	0	0	0	0	0	0
	50 mg/kg	0	0	0	0	0	0	0	0	0	0	0	0	0	0
	100 mg/kg	0	0	0	0	0	0	0	0	0	0	0	0	0	0
	200 mg/kg	0	0	0	0	0	0	0	0	0	0	0	0	0	0
OLIGO-STOOL	Control	0	0	0	0	0	0	0	0	0	0	0	0	0	0
	50 mg/kg	0	0	0	0	0	0	0	0	0	0	0	0	0	0
	100 mg/kg	0	0	0	0	0	0	0	0	0	0	0	0	0	0
	200 mg/kg	0	0	0	0	0	0	0	0	0	0	0	0	0	0

STUDY NO. : 0906
 ANIMAL : B6.129S2-Trp53tm1Tyj/J
 REPORT TYPE : A1 27

CLINICAL OBSERVATION (SUMMARY)
 ALL ANIMALS

SEX : MALE

PAGE : 4

Clinical sign	Group Name	Administration Week-day													
		4-1 1	4-1 2	4-2 1	4-2 2	4-3 1	4-3 2	4-4 1	4-4 2	4-5 1	4-5 2	4-6 1	4-6 2	4-7 1	4-7 2
DEATH	Control	0	0	0	0	0	0	0	0	0	0	0	0	0	0
	50 mg/kg	0	0	0	0	0	0	0	0	0	0	0	0	0	0
	100 mg/kg	0	0	0	0	0	0	0	0	0	0	0	0	0	0
	200 mg/kg	0	0	0	0	0	0	0	0	0	0	0	0	0	0
MORIBUND SACRIFICE	Control	0	0	0	0	0	0	0	0	0	0	0	0	0	0
	50 mg/kg	0	0	0	0	0	0	0	0	0	0	0	0	0	0
	100 mg/kg	0	0	0	0	0	0	0	0	0	0	0	0	0	0
	200 mg/kg	0	0	0	0	0	0	0	0	0	0	0	0	0	0
LOCOMOTOR MOVEMENT DECR	Control	0	0	0	0	0	0	0	0	0	0	0	0	0	0
	50 mg/kg	0	0	0	0	0	0	0	0	0	0	0	0	0	0
	100 mg/kg	0	0	0	0	0	0	0	0	0	0	0	0	0	0
	200 mg/kg	0	0	0	0	0	0	0	0	0	0	0	0	0	0
HUNCHBACK POSITION	Control	0	0	0	0	0	0	0	0	0	0	0	0	0	0
	50 mg/kg	0	0	0	0	0	0	0	0	0	0	0	0	0	0
	100 mg/kg	0	0	0	0	0	0	0	0	0	0	0	0	0	0
	200 mg/kg	0	0	0	0	0	0	0	0	0	0	0	0	0	0
EROSION	Control	0	0	0	0	0	0	0	0	0	0	0	0	0	0
	50 mg/kg	0	0	0	0	0	0	0	0	0	0	0	0	0	0
	100 mg/kg	0	0	0	0	0	0	0	0	0	0	0	0	0	0
	200 mg/kg	0	0	0	0	0	0	0	0	0	0	0	0	0	0
CRUSTA	Control	0	0	0	0	0	0	0	0	0	0	0	0	0	0
	50 mg/kg	0	0	0	0	0	0	0	0	0	0	0	0	0	0
	100 mg/kg	0	0	0	0	0	0	0	0	0	0	0	0	0	0
	200 mg/kg	0	0	0	0	0	0	0	0	0	0	0	0	0	0
PROLAPSE OF PENIS	Control	0	0	0	0	0	0	0	0	0	0	0	0	0	0
	50 mg/kg	0	0	0	0	0	0	0	0	0	0	0	0	0	0
	100 mg/kg	0	0	0	0	0	0	0	0	0	0	0	0	0	0
	200 mg/kg	0	0	0	0	0	0	0	0	0	0	0	0	0	0
IRREGULAR BREATHING	Control	0	0	0	0	0	0	0	0	0	0	0	0	0	0
	50 mg/kg	0	0	0	0	0	0	0	0	0	0	0	0	0	0
	100 mg/kg	0	0	0	0	0	0	0	0	0	0	0	0	0	0
	200 mg/kg	0	0	0	0	0	0	0	0	0	0	0	0	0	0
OLIGO-STOOL	Control	0	0	0	0	0	0	0	0	0	0	0	0	0	0
	50 mg/kg	0	0	0	0	0	0	0	0	0	0	0	0	0	0
	100 mg/kg	0	0	0	0	0	0	0	0	0	0	0	0	0	0
	200 mg/kg	0	0	0	0	0	0	0	0	0	0	0	0	0	0

STUDY NO. : 0906
 ANIMAL : B6.129S2-Trp53tm1Tyj/J
 REPORT TYPE : A1 27

CLINICAL OBSERVATION (SUMMARY)
 ALL ANIMALS

SEX : MALE

PAGE : 5

Clinical sign	Group Name	Administration Week-day													
		5-1 1	5-1 2	5-2 1	5-2 2	5-3 1	5-3 2	5-4 1	5-4 2	5-5 1	5-5 2	5-6 1	5-6 2	5-7 1	5-7 2
DEATH	Control	0	0	0	0	0	0	0	0	0	0	0	0	0	0
	50 mg/kg	0	0	0	0	0	0	0	0	0	0	0	0	0	0
	100 mg/kg	0	0	0	0	0	0	0	0	0	0	0	0	0	0
	200 mg/kg	0	0	0	0	0	0	0	0	0	0	0	0	0	0
MORIBUND SACRIFICE	Control	0	0	0	0	0	0	0	0	0	0	0	0	0	0
	50 mg/kg	0	0	0	0	0	0	0	0	0	0	0	0	0	0
	100 mg/kg	0	0	0	0	0	0	0	0	0	0	0	0	0	0
	200 mg/kg	0	0	0	0	0	0	0	0	0	0	0	0	0	0
LOCOMOTOR MOVEMENT DECR	Control	0	0	0	0	0	0	0	0	0	0	0	0	0	0
	50 mg/kg	0	0	0	0	0	0	0	0	0	0	0	0	0	0
	100 mg/kg	0	0	0	0	0	0	0	0	0	0	0	0	0	0
	200 mg/kg	0	0	0	0	0	0	0	0	0	0	0	0	0	0
HUNCHBACK POSITION	Control	0	0	0	0	0	0	0	0	0	0	0	0	0	0
	50 mg/kg	0	0	0	0	0	0	0	0	0	0	0	0	0	0
	100 mg/kg	0	0	0	0	0	0	0	0	0	0	0	0	0	0
	200 mg/kg	0	0	0	0	0	0	0	0	0	0	0	0	0	0
EROSION	Control	0	0	0	0	0	0	0	0	0	0	0	0	0	0
	50 mg/kg	0	0	0	0	0	0	0	0	0	0	0	0	0	0
	100 mg/kg	0	0	0	0	0	0	0	0	0	0	0	0	0	0
	200 mg/kg	0	0	0	0	0	0	0	0	0	0	0	0	0	0
CRUSTA	Control	0	0	0	0	0	0	0	0	0	0	0	0	0	0
	50 mg/kg	0	0	0	0	0	0	0	0	0	0	0	0	0	0
	100 mg/kg	0	0	0	0	0	0	0	0	0	0	0	0	0	0
	200 mg/kg	0	0	0	0	0	0	0	0	0	0	0	0	0	0
PROLAPSE OF PENIS	Control	0	0	0	0	0	0	0	0	0	0	0	0	0	0
	50 mg/kg	0	0	0	0	0	0	0	0	0	0	0	0	0	0
	100 mg/kg	0	0	0	0	0	0	0	0	0	0	0	0	0	0
	200 mg/kg	0	0	0	0	0	0	0	0	0	0	0	0	0	0
IRREGULAR BREATHING	Control	0	0	0	0	0	0	0	0	0	0	0	0	0	0
	50 mg/kg	0	0	0	0	0	0	0	0	0	0	0	0	0	0
	100 mg/kg	0	0	0	0	0	0	0	0	0	0	0	0	0	0
	200 mg/kg	0	0	0	0	0	0	0	0	0	0	0	0	0	0
OLIGO-STOOL	Control	0	0	0	0	0	0	0	0	0	0	0	0	0	0
	50 mg/kg	0	0	0	0	0	0	0	0	0	0	0	0	0	0
	100 mg/kg	0	0	0	0	0	0	0	0	0	0	0	0	0	0
	200 mg/kg	0	0	0	0	0	0	0	0	0	0	0	0	0	0

STUDY NO. : 0906
 ANIMAL : B6.129S2-Trp53tm1Tyj/J
 REPORT TYPE : A1 27

CLINICAL OBSERVATION (SUMMARY)
 ALL ANIMALS

SEX : MALE

PAGE : 6

Clinical sign	Group Name	Administration Week-day													
		6-1 1	6-1 2	6-2 1	6-2 2	6-3 1	6-3 2	6-4 1	6-4 2	6-5 1	6-5 2	6-6 1	6-6 2	6-7 1	6-7 2
DEATH	Control	0	0	0	0	0	0	0	0	0	0	0	0	0	0
	50 mg/kg	0	0	0	0	0	0	0	0	0	0	0	0	0	0
	100 mg/kg	0	0	0	0	0	0	0	0	0	0	0	0	0	0
	200 mg/kg	0	0	0	0	0	0	0	0	0	0	0	0	0	0
MORIBUND SACRIFICE	Control	0	0	0	0	0	0	0	0	0	0	0	0	0	0
	50 mg/kg	0	0	0	0	0	0	0	0	0	0	0	0	0	0
	100 mg/kg	0	0	0	0	0	0	0	0	0	0	0	0	0	0
	200 mg/kg	0	0	0	0	0	0	0	0	0	0	0	0	0	0
LOCOMOTOR MOVEMENT DECR	Control	0	0	0	0	0	0	0	0	0	0	0	0	0	0
	50 mg/kg	0	0	0	0	0	0	0	0	0	0	0	0	0	0
	100 mg/kg	0	0	0	0	0	0	0	0	0	0	0	0	0	0
	200 mg/kg	0	0	0	0	0	0	0	0	0	0	0	0	0	0
HUNCHBACK POSITION	Control	0	0	0	0	0	0	0	0	0	0	0	0	0	0
	50 mg/kg	0	0	0	0	0	0	0	0	0	0	0	0	0	0
	100 mg/kg	0	0	0	0	0	0	0	0	0	0	0	0	0	0
	200 mg/kg	0	0	0	0	0	0	0	0	0	0	0	0	0	0
EROSION	Control	0	0	0	0	0	0	0	0	0	0	0	0	0	0
	50 mg/kg	0	0	0	0	0	0	0	0	0	0	0	0	0	0
	100 mg/kg	0	0	0	0	0	0	0	0	0	0	0	0	0	0
	200 mg/kg	0	0	0	0	0	0	0	0	0	0	0	0	0	0
CRUSTA	Control	0	0	0	0	0	0	0	0	0	0	0	0	0	0
	50 mg/kg	0	0	0	0	0	0	0	0	0	0	0	0	0	0
	100 mg/kg	0	0	0	0	0	0	0	0	0	0	0	0	0	0
	200 mg/kg	0	0	0	0	0	0	0	0	0	0	0	0	0	0
PROLAPSE OF PENIS	Control	0	0	0	0	0	0	0	0	0	0	0	0	0	0
	50 mg/kg	0	0	0	0	0	0	0	0	0	0	0	0	0	0
	100 mg/kg	0	0	0	0	0	0	0	0	0	0	0	0	0	0
	200 mg/kg	0	0	0	0	0	0	0	0	0	0	0	0	0	0
IRREGULAR BREATHING	Control	0	0	0	0	0	0	0	0	0	0	0	0	0	0
	50 mg/kg	0	0	0	0	0	0	0	0	0	0	0	0	0	0
	100 mg/kg	0	0	0	0	0	0	0	0	0	0	0	0	0	0
	200 mg/kg	0	0	0	0	0	0	0	0	0	0	0	0	0	0
OLIGO-STOOL	Control	0	0	0	0	0	0	0	0	0	0	0	0	0	0
	50 mg/kg	0	0	0	0	0	0	0	0	0	0	0	0	0	0
	100 mg/kg	0	0	0	0	0	0	0	0	0	0	0	0	0	0
	200 mg/kg	0	1	1	1	1	1	1	1	1	1	1	1	1	3

STUDY NO. : 0906
 ANIMAL : B6.129S2-Trp53tm1Tyj/J
 REPORT TYPE : A1 27

CLINICAL OBSERVATION (SUMMARY)
 ALL ANIMALS

SEX : MALE

PAGE : 7

Clinical sign	Group Name	Administration Week-day													
		7-1 1	7-1 2	7-2 1	7-2 2	7-3 1	7-3 2	7-4 1	7-4 2	7-5 1	7-5 2	7-6 1	7-6 2	7-7 1	7-7 2
DEATH	Control	0	0	0	0	0	0	0	0	0	0	0	0	0	0
	50 mg/kg	0	0	0	0	0	0	0	0	0	0	0	0	0	0
	100 mg/kg	0	0	0	0	0	0	0	0	0	0	0	0	0	0
	200 mg/kg	0	0	0	0	0	0	0	0	0	0	0	0	0	0
MORIBUND SACRIFICE	Control	0	0	0	0	0	0	0	0	0	0	0	0	0	0
	50 mg/kg	0	0	0	0	0	0	0	0	0	0	0	0	0	0
	100 mg/kg	0	0	0	0	0	0	0	0	0	0	0	0	0	0
	200 mg/kg	0	0	0	0	0	0	0	0	0	0	0	0	0	0
LOCOMOTOR MOVEMENT DECR	Control	0	0	0	0	0	0	0	0	0	0	0	0	0	0
	50 mg/kg	0	0	0	0	0	0	0	0	0	0	0	0	0	0
	100 mg/kg	0	0	0	0	0	0	0	0	0	0	0	0	0	0
	200 mg/kg	0	0	0	0	0	0	0	0	0	0	0	0	0	0
HUNCHBACK POSITION	Control	0	0	0	0	0	0	0	0	0	0	0	0	0	0
	50 mg/kg	0	0	0	0	0	0	0	0	0	0	0	0	0	0
	100 mg/kg	0	0	0	0	0	0	0	0	0	0	0	0	0	0
	200 mg/kg	0	0	0	0	0	0	0	0	0	0	0	0	0	0
EROSION	Control	0	0	0	0	0	0	0	0	0	0	0	0	0	0
	50 mg/kg	0	0	0	0	0	0	0	0	0	0	0	0	0	0
	100 mg/kg	0	0	0	0	0	0	0	0	0	0	0	0	0	0
	200 mg/kg	0	0	0	0	0	0	0	0	0	0	0	0	0	0
CRUSTA	Control	0	0	0	0	0	0	0	0	0	0	0	0	0	0
	50 mg/kg	0	0	0	0	0	0	0	0	0	0	0	0	0	0
	100 mg/kg	0	0	0	0	0	0	0	0	0	0	0	0	0	0
	200 mg/kg	0	0	0	0	0	0	0	0	0	0	0	0	0	0
PROLAPSE OF PENIS	Control	0	0	0	0	0	0	0	0	0	0	0	0	0	0
	50 mg/kg	0	0	0	0	0	0	0	0	0	0	0	0	0	0
	100 mg/kg	0	0	0	0	0	0	0	0	0	0	0	0	0	0
	200 mg/kg	0	0	0	0	0	0	0	0	0	0	0	0	0	0
IRREGULAR BREATHING	Control	0	0	0	0	0	0	0	0	0	0	0	0	0	0
	50 mg/kg	0	0	0	0	0	0	0	0	0	0	0	0	0	0
	100 mg/kg	0	0	0	0	0	0	0	0	0	0	0	0	0	0
	200 mg/kg	0	0	0	0	0	0	0	0	0	0	0	0	0	0
OLIGO-STOOL	Control	0	0	0	0	0	0	0	0	0	0	0	0	0	0
	50 mg/kg	0	0	0	0	0	0	0	0	0	0	0	0	0	0
	100 mg/kg	0	0	0	0	0	0	0	0	0	0	0	0	0	0
	200 mg/kg	3	3	2	1	1	1	1	1	3	3	1	1	1	1

STUDY NO. : 0906
 ANIMAL : B6.129S2-Trp53tm1Tyj/J
 REPORT TYPE : A1 27

CLINICAL OBSERVATION (SUMMARY)
 ALL ANIMALS

SEX : MALE

PAGE : 8

Clinical sign	Group Name	Administration Week-day													
		8-1 1	8-1 2	8-2 1	8-2 2	8-3 1	8-3 2	8-4 1	8-4 2	8-5 1	8-5 2	8-6 1	8-6 2	8-7 1	8-7 2
DEATH	Control	0	0	0	0	0	0	0	0	0	0	0	0	0	0
	50 mg/kg	0	0	0	0	0	0	0	0	0	0	0	0	0	0
	100 mg/kg	0	0	0	0	0	0	0	0	0	0	0	0	0	0
	200 mg/kg	0	0	0	0	0	0	0	0	0	0	0	0	0	0
MORIBUND SACRIFICE	Control	0	0	0	0	0	0	0	0	0	0	0	0	0	0
	50 mg/kg	0	0	0	0	0	0	0	0	0	0	0	0	0	0
	100 mg/kg	0	0	0	0	0	0	0	0	0	0	0	0	0	0
	200 mg/kg	0	0	0	0	0	0	0	0	0	0	0	0	0	0
LOCOMOTOR MOVEMENT DECR	Control	0	0	0	0	0	0	0	0	0	0	0	0	0	0
	50 mg/kg	0	0	0	0	0	0	0	0	0	0	0	0	0	0
	100 mg/kg	0	0	0	0	0	0	0	0	0	0	0	0	0	0
	200 mg/kg	0	0	0	0	0	0	0	0	0	0	0	0	0	0
HUNCHBACK POSITION	Control	0	0	0	0	0	0	0	0	0	0	0	0	0	0
	50 mg/kg	0	0	0	0	0	0	0	0	0	0	0	0	0	0
	100 mg/kg	0	0	0	0	0	0	0	0	0	0	0	0	0	0
	200 mg/kg	0	0	0	0	0	0	0	0	0	0	0	0	0	0
EROSION	Control	0	0	0	0	0	0	0	0	0	0	0	0	0	0
	50 mg/kg	0	0	0	0	0	0	0	0	0	0	0	0	0	0
	100 mg/kg	0	0	0	0	0	0	0	0	0	0	0	0	0	0
	200 mg/kg	0	0	0	0	0	0	0	0	0	0	0	0	0	0
CRUSTA	Control	0	0	0	0	0	0	0	0	0	0	0	0	0	0
	50 mg/kg	0	0	0	0	0	0	0	0	0	0	0	0	0	0
	100 mg/kg	0	0	0	0	0	0	0	0	0	0	0	0	0	0
	200 mg/kg	0	0	0	0	0	0	0	0	0	0	0	0	0	0
PROLAPSE OF PENIS	Control	0	0	0	0	0	0	0	0	0	0	0	0	0	0
	50 mg/kg	0	0	0	0	0	0	0	0	0	0	0	0	0	0
	100 mg/kg	0	0	0	0	0	0	0	0	0	0	0	0	0	0
	200 mg/kg	0	0	0	0	0	0	0	0	0	0	0	0	0	0
IRREGULAR BREATHING	Control	0	0	0	0	0	0	0	0	0	0	0	0	0	0
	50 mg/kg	0	0	0	0	0	0	0	0	0	0	0	0	0	0
	100 mg/kg	0	0	0	0	0	0	0	0	0	0	0	0	0	0
	200 mg/kg	0	0	0	0	0	0	0	0	0	0	0	0	0	0
OLIGO-STOOL	Control	0	0	0	0	0	0	0	0	0	0	0	0	0	0
	50 mg/kg	0	0	0	0	0	0	0	0	0	0	0	0	0	0
	100 mg/kg	0	0	0	0	0	0	0	0	0	0	0	0	0	0
	200 mg/kg	2	2	2	2	2	2	2	2	2	2	2	2	2	2

STUDY NO. : 0906
 ANIMAL : B6.129S2-Trp53tm1Tyj/J
 REPORT TYPE : A1 27

CLINICAL OBSERVATION (SUMMARY)
 ALL ANIMALS

SEX : MALE

PAGE : 9

Clinical sign	Group Name	Administration Week-day													
		9-1 1	9-1 2	9-2 1	9-2 2	9-3 1	9-3 2	9-4 1	9-4 2	9-5 1	9-5 2	9-6 1	9-6 2	9-7 1	9-7 2
DEATH	Control	0	0	0	0	0	0	0	0	0	0	0	0	0	0
	50 mg/kg	0	0	0	0	0	0	0	0	0	0	0	0	0	0
	100 mg/kg	0	0	0	0	0	0	0	0	0	0	0	0	0	0
	200 mg/kg	0	0	0	0	0	0	0	0	0	0	0	0	0	0
MORIBUND SACRIFICE	Control	0	0	0	0	0	0	0	0	0	0	0	0	0	0
	50 mg/kg	0	0	0	0	0	0	0	0	0	0	0	0	0	0
	100 mg/kg	0	0	0	0	0	0	0	0	0	0	0	0	0	0
	200 mg/kg	0	0	0	0	0	0	0	0	0	0	0	0	0	0
LOCOMOTOR MOVEMENT DECR	Control	0	0	0	0	0	0	0	0	0	0	0	0	0	0
	50 mg/kg	0	0	0	0	0	0	0	0	0	0	0	0	0	0
	100 mg/kg	0	0	0	0	0	0	0	0	0	0	0	0	0	0
	200 mg/kg	0	0	0	0	0	0	0	0	0	0	0	0	0	0
HUNCHBACK POSITION	Control	0	0	0	0	0	0	0	0	0	0	0	0	0	0
	50 mg/kg	0	0	0	0	0	0	0	0	0	0	0	0	0	0
	100 mg/kg	0	0	0	0	0	0	0	0	0	0	0	0	0	0
	200 mg/kg	0	0	0	0	0	0	0	0	0	0	0	0	0	0
EROSION	Control	0	0	0	0	0	0	0	0	0	0	0	0	0	0
	50 mg/kg	0	0	0	0	0	0	0	0	0	0	0	0	0	0
	100 mg/kg	0	0	0	0	0	0	0	0	0	0	0	0	0	0
	200 mg/kg	0	0	0	0	0	0	0	0	0	0	0	0	0	0
CRUSTA	Control	0	0	0	0	0	0	0	0	0	0	0	0	0	0
	50 mg/kg	0	0	0	0	0	0	0	0	0	0	0	0	0	0
	100 mg/kg	0	0	0	0	0	0	0	0	0	0	0	0	0	0
	200 mg/kg	0	0	0	0	0	0	0	0	0	0	0	0	0	0
PROLAPSE OF PENIS	Control	0	0	0	0	0	0	0	0	0	0	0	0	0	0
	50 mg/kg	0	0	0	0	0	0	0	0	0	0	0	0	0	0
	100 mg/kg	0	0	0	0	0	0	0	0	0	0	0	0	0	0
	200 mg/kg	0	0	0	0	0	0	0	0	0	0	0	0	0	0
IRREGULAR BREATHING	Control	0	0	0	0	0	0	0	0	0	0	0	0	0	0
	50 mg/kg	0	0	0	0	0	0	0	0	0	0	0	0	0	0
	100 mg/kg	0	0	0	0	0	0	0	0	0	0	0	0	0	0
	200 mg/kg	0	0	0	0	0	0	0	0	0	0	0	0	0	0
OLIGO-STOOL	Control	0	0	0	0	0	0	0	0	0	0	0	0	0	0
	50 mg/kg	0	0	0	0	0	0	0	0	0	0	0	0	0	0
	100 mg/kg	0	0	0	0	0	0	0	0	0	0	0	0	0	0
	200 mg/kg	2	2	2	1	0	0	0	0	1	1	1	1	1	1

STUDY NO. : 0906
 ANIMAL : B6.129S2-Trp53tm1Tyj/J
 REPORT TYPE : A1 27

CLINICAL OBSERVATION (SUMMARY)
 ALL ANIMALS

SEX : MALE

PAGE : 10

Clinical sign	Group Name	Administration Week-day													
		10-1 1	10-1 2	10-2 1	10-2 2	10-3 1	10-3 2	10-4 1	10-4 2	10-5 1	10-5 2	10-6 1	10-6 2	10-7 1	10-7 2
DEATH	Control	0	0	0	0	0	0	0	0	0	0	0	0	0	0
	50 mg/kg	0	0	0	0	0	0	0	0	0	0	0	0	0	0
	100 mg/kg	0	0	0	0	0	0	0	0	0	0	0	0	0	0
	200 mg/kg	0	0	0	0	0	0	0	0	0	0	0	0	0	0
MORIBUND SACRIFICE	Control	0	0	0	0	0	0	0	0	0	0	0	0	0	0
	50 mg/kg	0	0	0	0	0	0	0	0	0	0	0	0	0	0
	100 mg/kg	0	0	0	0	0	0	0	0	0	0	0	0	0	0
	200 mg/kg	0	0	0	0	0	0	0	0	0	0	0	0	0	0
LOCOMOTOR MOVEMENT DECR	Control	0	0	0	0	0	0	0	0	0	0	0	0	0	0
	50 mg/kg	0	0	0	0	0	0	0	0	0	0	0	0	0	0
	100 mg/kg	0	0	0	0	0	0	0	0	0	0	0	0	0	0
	200 mg/kg	0	0	0	0	0	0	0	0	0	0	0	0	0	0
HUNCHBACK POSITION	Control	0	0	0	0	0	0	0	0	0	0	0	0	0	0
	50 mg/kg	0	0	0	0	0	0	0	0	0	0	0	0	0	0
	100 mg/kg	0	0	0	0	0	0	0	0	0	0	0	0	0	0
	200 mg/kg	0	0	0	0	0	0	0	0	0	0	0	0	0	0
EROSION	Control	0	0	0	0	0	0	0	0	0	0	0	0	0	0
	50 mg/kg	0	0	0	0	0	0	0	0	0	0	0	0	0	0
	100 mg/kg	0	0	0	0	0	0	0	0	0	0	0	0	0	0
	200 mg/kg	0	0	0	0	0	0	0	0	0	0	0	0	0	0
CRUSTA	Control	0	0	0	0	0	0	0	0	0	0	0	0	0	0
	50 mg/kg	0	0	0	0	0	0	0	0	0	0	0	0	0	0
	100 mg/kg	0	0	0	0	0	0	0	0	0	0	0	0	0	0
	200 mg/kg	0	0	0	0	0	0	0	0	0	0	0	0	0	0
PROLAPSE OF PENIS	Control	0	0	0	0	0	0	0	0	0	0	0	0	0	0
	50 mg/kg	0	0	0	0	0	0	0	0	0	0	0	0	0	0
	100 mg/kg	0	0	0	0	0	0	0	0	0	0	0	0	0	0
	200 mg/kg	0	0	0	0	0	0	0	0	0	0	0	0	0	0
IRREGULAR BREATHING	Control	0	0	0	0	0	0	0	0	0	0	0	0	0	0
	50 mg/kg	0	0	0	0	0	0	0	0	0	0	0	0	0	0
	100 mg/kg	0	0	0	0	0	0	0	0	0	0	0	0	0	0
	200 mg/kg	0	0	0	0	0	0	0	0	0	0	0	0	0	0
OLIGO-STOOL	Control	0	0	0	0	0	0	0	0	0	0	0	0	0	0
	50 mg/kg	0	0	0	0	0	0	0	0	0	0	0	0	0	0
	100 mg/kg	0	0	0	0	0	0	0	0	0	0	0	0	0	0
	200 mg/kg	1	1	1	1	0	0	0	0	0	0	0	0	0	0

STUDY NO. : 0906
 ANIMAL : B6.129S2-Trp53tm1Tyj/J
 REPORT TYPE : A1 27

CLINICAL OBSERVATION (SUMMARY)
 ALL ANIMALS

SEX : MALE

PAGE : 11

Clinical sign	Group Name	Administration Week-day													
		11-1 1	11-1 2	11-2 1	11-2 2	11-3 1	11-3 2	11-4 1	11-4 2	11-5 1	11-5 2	11-6 1	11-6 2	11-7 1	11-7 2
DEATH	Control	0	0	0	0	0	0	0	0	0	0	0	0	0	0
	50 mg/kg	0	0	0	0	0	0	0	0	0	0	0	0	0	0
	100 mg/kg	0	0	0	0	0	0	0	0	0	0	0	0	0	0
	200 mg/kg	0	0	0	0	0	0	0	0	0	0	0	0	0	0
MORIBUND SACRIFICE	Control	0	0	0	0	0	0	0	0	0	0	0	0	0	0
	50 mg/kg	0	0	0	0	0	0	0	0	0	0	0	0	0	0
	100 mg/kg	0	0	0	0	0	0	0	0	0	0	0	0	0	0
	200 mg/kg	0	0	0	0	0	0	0	0	0	0	0	0	0	0
LOCOMOTOR MOVEMENT DECR	Control	0	0	0	0	0	0	0	0	0	0	0	0	0	0
	50 mg/kg	0	0	0	0	0	0	0	0	0	0	0	0	0	0
	100 mg/kg	0	0	0	0	0	0	0	0	0	0	0	0	0	0
	200 mg/kg	0	0	0	0	0	0	0	0	0	0	0	0	0	0
HUNCHBACK POSITION	Control	0	0	0	0	0	0	0	0	0	0	0	0	0	0
	50 mg/kg	0	0	0	0	0	0	0	0	0	0	0	0	0	0
	100 mg/kg	0	0	0	0	0	0	0	0	0	0	0	0	0	0
	200 mg/kg	1	1	1	0	0	0	0	0	0	0	0	0	0	0
EROSION	Control	0	0	0	0	0	0	0	0	0	0	0	0	0	0
	50 mg/kg	0	0	0	0	0	0	0	0	0	0	0	0	0	0
	100 mg/kg	0	0	0	0	0	0	0	0	0	0	0	0	0	0
	200 mg/kg	0	0	0	0	0	0	0	0	0	0	0	0	0	0
CRUSTA	Control	0	0	0	0	0	0	0	0	0	0	0	0	0	0
	50 mg/kg	0	0	0	0	0	0	0	0	0	0	0	0	0	0
	100 mg/kg	0	0	0	0	0	0	0	0	0	0	0	0	0	0
	200 mg/kg	0	0	0	0	0	0	0	0	0	0	0	0	0	0
PROLAPSE OF PENIS	Control	0	0	0	0	0	0	0	0	0	0	0	0	0	0
	50 mg/kg	0	0	0	0	0	0	0	0	0	0	0	0	0	0
	100 mg/kg	0	0	0	0	0	0	0	0	0	0	0	0	0	0
	200 mg/kg	0	0	0	0	0	0	0	0	0	0	0	0	0	0
IRREGULAR BREATHING	Control	0	0	0	0	0	0	0	0	0	0	0	0	0	0
	50 mg/kg	0	0	0	0	0	0	0	0	0	0	0	0	0	0
	100 mg/kg	0	0	0	0	0	0	0	0	0	0	0	0	0	0
	200 mg/kg	0	0	0	0	0	0	0	0	0	0	0	0	0	0
OLIGO-STOOL	Control	0	0	0	0	0	0	0	0	0	0	0	0	0	0
	50 mg/kg	0	0	0	0	0	0	0	0	0	0	0	0	0	0
	100 mg/kg	0	0	0	0	0	0	0	0	0	0	0	0	0	0
	200 mg/kg	0	0	0	0	0	0	0	0	0	0	0	0	0	0

STUDY NO. : 0906
 ANIMAL : B6.129S2-Trp53tm1Tyj/J
 REPORT TYPE : A1 27

CLINICAL OBSERVATION (SUMMARY)
 ALL ANIMALS

SEX : MALE

PAGE : 12

Clinical sign	Group Name	Administration Week-day													
		12-1 1	12-1 2	12-2 1	12-2 2	12-3 1	12-3 2	12-4 1	12-4 2	12-5 1	12-5 2	12-6 1	12-6 2	12-7 1	12-7 2
DEATH	Control	0	0	0	0	0	0	0	0	0	0	0	0	0	0
	50 mg/kg	0	0	0	0	0	0	0	0	0	0	0	0	0	0
	100 mg/kg	0	0	0	0	0	0	0	0	0	0	0	0	0	0
	200 mg/kg	0	0	0	0	0	0	0	0	0	0	0	0	0	0
MORIBUND SACRIFICE	Control	0	0	0	0	0	0	0	0	0	0	0	0	0	0
	50 mg/kg	0	0	0	0	0	0	0	0	0	0	0	0	0	0
	100 mg/kg	0	0	0	0	0	0	0	0	0	0	0	0	0	0
	200 mg/kg	0	0	0	0	0	0	0	0	0	0	0	0	0	0
LOCOMOTOR MOVEMENT DECR	Control	0	0	0	0	0	0	0	0	0	0	0	0	0	0
	50 mg/kg	0	0	0	0	0	0	0	0	0	0	0	0	0	0
	100 mg/kg	0	0	0	0	0	0	0	0	0	0	0	0	0	0
	200 mg/kg	0	0	0	0	0	0	0	0	0	0	0	0	0	0
HUNCHBACK POSITION	Control	0	0	0	0	0	0	0	0	0	0	0	0	0	0
	50 mg/kg	0	0	0	0	0	0	0	0	0	0	0	0	0	0
	100 mg/kg	0	0	0	0	0	0	0	0	0	0	0	0	0	0
	200 mg/kg	0	0	0	0	0	0	0	0	0	0	0	0	0	0
EROSION	Control	0	0	0	0	0	0	0	0	0	0	0	0	0	0
	50 mg/kg	0	0	0	0	0	0	0	0	0	0	0	0	0	0
	100 mg/kg	0	0	0	0	0	0	0	0	0	0	0	0	0	0
	200 mg/kg	0	0	0	0	0	0	0	0	0	0	0	0	0	0
CRUSTA	Control	0	0	0	0	0	0	0	0	0	0	0	0	0	0
	50 mg/kg	0	0	0	0	0	0	0	0	0	0	0	0	0	0
	100 mg/kg	0	0	0	0	0	0	0	0	0	0	0	0	0	0
	200 mg/kg	0	0	0	0	0	0	0	0	0	0	0	0	0	0
PROLAPSE OF PENIS	Control	0	0	0	0	0	0	0	0	0	0	0	0	0	0
	50 mg/kg	0	0	0	0	0	0	0	0	0	0	0	0	0	0
	100 mg/kg	0	0	0	0	0	0	0	0	0	0	0	0	0	0
	200 mg/kg	0	0	0	0	0	0	0	0	0	0	0	0	0	0
IRREGULAR BREATHING	Control	0	0	0	0	0	0	0	0	0	0	0	0	0	0
	50 mg/kg	0	0	0	0	0	0	0	0	0	0	0	0	0	0
	100 mg/kg	0	0	0	0	0	0	0	0	0	0	0	0	0	0
	200 mg/kg	0	0	0	0	0	0	0	0	0	0	0	0	0	0
OLIGO-STOOL	Control	0	0	0	0	0	0	0	0	0	0	0	0	0	0
	50 mg/kg	0	0	0	0	0	0	0	0	0	0	0	0	0	0
	100 mg/kg	0	0	0	0	0	0	0	0	0	0	0	0	0	0
	200 mg/kg	0	0	0	0	0	0	0	0	0	0	0	0	0	0

STUDY NO. : 0906
 ANIMAL : B6.129S2-Trp53tm1Tyj/J
 REPORT TYPE : A1 27

CLINICAL OBSERVATION (SUMMARY)
 ALL ANIMALS

SEX : MALE

PAGE : 13

Clinical sign	Group Name	Administration Week-day													
		13-1 1	13-1 2	13-2 1	13-2 2	13-3 1	13-3 2	13-4 1	13-4 2	13-5 1	13-5 2	13-6 1	13-6 2	13-7 1	13-7 2
DEATH	Control	0	0	0	0	0	0	0	0	0	0	0	0	0	0
	50 mg/kg	0	0	0	0	0	0	0	0	0	0	0	0	0	0
	100 mg/kg	0	0	0	0	0	0	0	0	0	0	0	0	0	0
	200 mg/kg	0	0	0	0	0	0	0	0	0	0	0	0	0	0
MORIBUND SACRIFICE	Control	0	0	0	0	0	0	0	0	0	0	0	0	0	0
	50 mg/kg	0	0	0	0	0	0	0	0	0	0	0	0	0	0
	100 mg/kg	0	0	0	0	0	0	0	0	0	0	0	0	0	0
	200 mg/kg	0	0	0	0	0	0	0	0	0	0	0	0	1	1
LOCOMOTOR MOVEMENT DECR	Control	0	0	0	0	0	0	0	0	0	0	0	0	0	0
	50 mg/kg	0	0	0	0	0	0	0	0	0	0	0	0	0	0
	100 mg/kg	0	0	0	0	0	0	0	0	0	0	0	0	0	0
	200 mg/kg	0	0	0	0	0	0	0	0	0	0	0	0	0	0
HUNCHBACK POSITION	Control	0	0	0	0	0	0	0	0	0	0	0	0	0	0
	50 mg/kg	0	0	0	0	0	0	0	0	0	0	0	0	0	0
	100 mg/kg	0	0	0	0	0	0	0	0	0	0	0	0	0	0
	200 mg/kg	0	0	0	0	0	0	0	0	0	0	0	0	0	0
EROSION	Control	0	0	0	0	0	0	0	0	0	0	0	0	0	0
	50 mg/kg	0	0	0	0	0	0	0	0	0	0	0	0	0	0
	100 mg/kg	0	0	0	0	0	0	0	0	0	0	0	0	0	0
	200 mg/kg	0	0	0	0	0	0	0	0	0	0	0	0	0	0
CRUSTA	Control	0	0	0	0	0	0	0	0	0	0	0	0	0	0
	50 mg/kg	0	0	0	0	0	0	0	0	0	0	0	0	0	0
	100 mg/kg	0	0	0	0	0	0	0	0	0	0	0	0	0	0
	200 mg/kg	0	0	0	0	0	0	0	0	0	0	0	0	0	0
PROLAPSE OF PENIS	Control	0	0	0	0	0	0	0	0	0	0	0	0	0	0
	50 mg/kg	0	0	0	0	0	0	0	0	0	0	0	0	0	0
	100 mg/kg	0	0	0	0	0	0	0	0	0	0	0	0	0	0
	200 mg/kg	0	0	0	0	0	0	0	0	0	0	0	0	0	0
IRREGULAR BREATHING	Control	0	0	0	0	0	0	0	0	0	0	0	0	0	0
	50 mg/kg	0	0	0	0	0	0	0	0	0	0	0	0	0	0
	100 mg/kg	0	0	0	0	0	0	0	0	0	0	0	0	0	0
	200 mg/kg	0	0	0	0	0	0	0	0	0	0	0	0	0	0
OLIGO-STOOL	Control	0	0	0	0	0	0	0	0	0	0	0	0	0	0
	50 mg/kg	0	0	0	0	0	0	0	0	0	0	0	0	0	0
	100 mg/kg	0	0	0	0	0	0	0	0	0	0	0	0	0	0
	200 mg/kg	0	0	0	0	0	0	0	0	1	1	1	1	0	0

STUDY NO. : 0906
 ANIMAL : B6.129S2-Trp53tm1Tyj/J
 REPORT TYPE : A1 27

CLINICAL OBSERVATION (SUMMARY)
 ALL ANIMALS

SEX : MALE

PAGE : 14

Clinical sign	Group Name	Administration Week-day													
		14-1 1	14-1 2	14-2 1	14-2 2	14-3 1	14-3 2	14-4 1	14-4 2	14-5 1	14-5 2	14-6 1	14-6 2	14-7 1	14-7 2
DEATH	Control	0	0	0	0	0	0	0	0	0	0	0	0	0	0
	50 mg/kg	0	0	0	0	0	0	0	0	0	0	0	0	0	0
	100 mg/kg	0	0	0	0	0	0	0	0	0	0	0	0	0	0
	200 mg/kg	0	0	0	0	0	0	0	0	0	0	0	0	0	0
MORIBUND SACRIFICE	Control	0	0	0	0	0	0	0	0	0	0	0	0	0	0
	50 mg/kg	0	0	0	0	0	0	0	0	0	0	0	0	0	0
	100 mg/kg	0	0	0	0	0	0	0	0	0	0	0	0	0	0
	200 mg/kg	1	1	1	1	1	1	1	1	1	1	1	1	1	1
LOCOMOTOR MOVEMENT DECR	Control	0	0	0	0	0	0	0	0	0	0	0	0	0	0
	50 mg/kg	0	0	0	0	0	0	0	0	0	0	0	0	0	0
	100 mg/kg	0	0	0	0	0	0	0	0	0	0	0	0	0	0
	200 mg/kg	0	0	0	0	0	0	0	0	0	0	0	0	0	0
HUNCHBACK POSITION	Control	0	0	0	0	0	0	0	0	0	0	0	0	0	0
	50 mg/kg	0	0	0	0	0	0	0	0	0	0	0	0	0	0
	100 mg/kg	0	0	0	0	0	0	0	0	0	0	0	0	0	0
	200 mg/kg	0	0	0	0	0	0	0	0	0	0	0	0	0	0
EROSION	Control	0	0	0	0	0	0	0	0	0	0	0	0	0	0
	50 mg/kg	0	0	0	0	0	0	0	0	0	0	0	0	0	0
	100 mg/kg	0	0	0	0	0	0	0	0	0	0	0	0	0	0
	200 mg/kg	0	0	0	0	0	0	0	0	0	0	0	0	0	0
CRUSTA	Control	0	0	0	0	0	0	0	0	0	0	0	0	0	0
	50 mg/kg	0	0	0	0	0	0	0	0	0	0	0	0	0	0
	100 mg/kg	0	0	0	0	0	0	0	0	0	0	0	0	0	0
	200 mg/kg	0	0	0	0	0	0	0	0	0	0	0	0	0	0
PROLAPSE OF PENIS	Control	0	0	0	0	0	0	0	0	0	0	0	0	0	0
	50 mg/kg	0	0	0	0	0	0	0	0	0	0	0	0	0	0
	100 mg/kg	0	0	0	0	0	0	0	0	0	0	0	0	0	0
	200 mg/kg	0	0	0	0	0	0	0	0	0	0	0	0	0	0
IRREGULAR BREATHING	Control	0	0	0	0	0	0	0	0	0	0	0	0	0	0
	50 mg/kg	0	0	0	0	0	0	0	0	0	0	0	0	0	0
	100 mg/kg	0	0	0	0	0	0	0	0	0	0	0	0	0	0
	200 mg/kg	0	0	0	0	0	0	0	0	0	0	0	0	0	0
OLIGO-STOOL	Control	0	0	0	0	0	0	0	0	0	0	0	0	0	0
	50 mg/kg	0	0	0	0	0	0	0	0	0	0	0	0	0	0
	100 mg/kg	0	0	0	0	0	0	0	0	0	0	0	0	0	0
	200 mg/kg	0	0	0	0	0	0	0	0	0	0	0	0	0	0

STUDY NO. : 0906
 ANIMAL : B6.129S2-Trp53tm1Tyj/J
 REPORT TYPE : A1 27

CLINICAL OBSERVATION (SUMMARY)
 ALL ANIMALS

SEX : MALE

PAGE : 15

Clinical sign	Group Name	Administration Week-day													
		15-1 1	15-1 2	15-2 1	15-2 2	15-3 1	15-3 2	15-4 1	15-4 2	15-5 1	15-5 2	15-6 1	15-6 2	15-7 1	15-7 2
DEATH	Control	0	0	0	0	0	0	0	0	0	0	0	0	0	0
	50 mg/kg	0	0	0	0	0	0	0	0	0	0	0	0	0	0
	100 mg/kg	0	0	0	0	0	0	0	0	0	0	0	0	0	0
	200 mg/kg	0	0	0	0	0	0	0	0	0	0	0	0	0	0
MORIBUND SACRIFICE	Control	0	0	0	0	0	0	0	0	0	0	0	0	0	0
	50 mg/kg	0	0	0	0	0	0	0	0	0	0	0	0	0	0
	100 mg/kg	0	0	0	0	0	0	0	0	0	0	0	0	0	0
	200 mg/kg	1	1	1	1	1	1	1	1	1	1	1	1	1	1
LOCOMOTOR MOVEMENT DECR	Control	0	0	0	0	0	0	0	0	0	0	0	0	0	0
	50 mg/kg	0	0	0	0	0	0	0	0	0	0	0	0	0	0
	100 mg/kg	0	0	0	0	0	0	0	0	0	0	0	0	0	0
	200 mg/kg	0	0	0	0	0	0	0	0	0	0	0	0	0	0
HUNCHBACK POSITION	Control	0	0	0	0	0	0	0	0	0	0	0	0	0	0
	50 mg/kg	0	0	0	0	0	0	0	0	0	0	0	0	0	0
	100 mg/kg	0	0	0	0	0	0	0	0	0	0	0	0	0	0
	200 mg/kg	0	0	0	0	0	0	0	0	0	0	0	0	0	0
EROSION	Control	0	0	0	0	0	0	0	0	0	0	0	0	0	0
	50 mg/kg	0	0	0	0	0	0	0	0	0	0	0	0	0	0
	100 mg/kg	0	0	0	0	0	0	0	0	0	0	0	0	0	0
	200 mg/kg	0	0	0	0	0	0	0	0	0	0	0	0	0	0
CRUSTA	Control	0	0	0	0	0	0	0	0	0	0	0	0	0	0
	50 mg/kg	0	0	0	0	0	0	0	0	0	0	0	0	0	0
	100 mg/kg	0	0	0	0	0	0	0	0	0	0	0	0	0	0
	200 mg/kg	0	0	0	0	0	0	0	0	0	0	0	0	0	0
PROLAPSE OF PENIS	Control	0	0	0	0	0	0	0	0	0	0	0	0	0	0
	50 mg/kg	0	0	0	0	0	0	0	0	0	0	0	0	0	0
	100 mg/kg	0	0	0	0	0	0	0	0	0	0	0	0	0	0
	200 mg/kg	0	0	0	0	0	0	0	0	0	0	0	0	0	0
IRREGULAR BREATHING	Control	0	0	0	0	0	0	0	0	0	0	0	0	0	0
	50 mg/kg	0	0	0	0	0	0	0	0	0	0	0	0	0	0
	100 mg/kg	0	0	0	0	0	0	0	0	0	0	0	0	0	0
	200 mg/kg	0	0	0	0	0	0	0	0	0	0	0	0	0	0
OLIGO-STOOL	Control	0	0	0	0	0	0	0	0	0	0	0	0	0	0
	50 mg/kg	0	0	0	0	0	0	0	0	0	0	0	0	0	0
	100 mg/kg	0	0	0	0	0	0	0	0	0	0	0	0	0	0
	200 mg/kg	0	0	0	0	0	0	0	0	0	0	0	0	0	0

STUDY NO. : 0906
 ANIMAL : B6.129S2-Trp53tm1Tyj/J
 REPORT TYPE : A1 27

CLINICAL OBSERVATION (SUMMARY)
 ALL ANIMALS

SEX : MALE

PAGE : 16

Clinical sign	Group Name	Administration Week-day													
		16-1 1	16-1 2	16-2 1	16-2 2	16-3 1	16-3 2	16-4 1	16-4 2	16-5 1	16-5 2	16-6 1	16-6 2	16-7 1	16-7 2
DEATH	Control	0	0	0	0	0	0	0	0	0	0	0	0	0	0
	50 mg/kg	0	0	0	0	0	0	0	0	0	0	0	0	0	0
	100 mg/kg	0	0	0	0	0	0	0	0	0	0	0	0	0	0
	200 mg/kg	0	0	0	0	0	0	0	0	0	0	0	0	0	0
MORIBUND SACRIFICE	Control	0	0	0	0	0	0	0	0	0	0	0	0	0	0
	50 mg/kg	0	0	0	0	0	0	0	0	0	0	0	0	0	0
	100 mg/kg	0	0	0	0	0	0	0	0	0	0	0	0	0	0
	200 mg/kg	1	1	1	1	1	1	2	2	2	2	2	2	2	2
LOCOMOTOR MOVEMENT DECR	Control	0	0	0	0	0	0	0	0	0	0	0	0	0	0
	50 mg/kg	0	0	0	0	0	0	0	0	0	0	0	0	0	0
	100 mg/kg	0	0	0	0	0	0	0	0	0	0	0	0	0	0
	200 mg/kg	0	0	0	0	0	0	0	0	0	0	0	0	0	0
HUNCHBACK POSITION	Control	0	0	0	0	0	0	0	0	0	0	0	0	0	0
	50 mg/kg	0	0	0	0	0	0	0	0	0	0	0	0	0	0
	100 mg/kg	0	0	0	0	0	0	0	0	0	0	0	0	0	0
	200 mg/kg	0	0	0	0	0	0	0	0	0	0	0	0	0	0
EROSION	Control	0	0	0	0	0	0	0	0	0	0	0	0	0	0
	50 mg/kg	0	0	0	0	0	0	0	0	0	0	0	0	0	0
	100 mg/kg	0	0	0	0	0	0	0	0	0	0	0	0	0	0
	200 mg/kg	0	0	0	0	0	0	0	0	0	0	0	0	0	0
CRUSTA	Control	0	0	0	0	0	0	0	0	0	0	0	0	0	0
	50 mg/kg	0	0	0	0	0	0	0	0	0	0	0	0	0	0
	100 mg/kg	0	0	0	0	0	0	0	0	0	0	0	0	0	0
	200 mg/kg	0	0	0	0	0	0	0	0	0	0	0	0	0	0
PROLAPSE OF PENIS	Control	0	0	0	0	0	0	0	0	0	0	0	0	0	0
	50 mg/kg	0	0	0	0	0	0	0	0	0	0	0	0	0	0
	100 mg/kg	0	0	0	0	0	0	0	0	0	0	0	0	0	0
	200 mg/kg	0	0	0	0	0	0	0	0	0	0	0	0	0	0
IRREGULAR BREATHING	Control	0	0	0	0	0	0	0	0	0	0	0	0	0	0
	50 mg/kg	0	0	0	0	0	0	0	0	0	0	0	0	0	0
	100 mg/kg	0	0	0	0	0	0	0	0	0	0	0	0	0	0
	200 mg/kg	0	0	0	0	0	0	0	0	0	0	0	0	0	0
OLIGO-STOOL	Control	0	0	0	0	0	0	0	0	0	0	0	0	0	0
	50 mg/kg	0	0	0	0	0	0	0	0	0	0	0	0	0	0
	100 mg/kg	0	0	0	0	0	0	0	0	0	0	0	0	0	0
	200 mg/kg	0	0	0	0	0	0	0	0	0	0	0	0	0	0

STUDY NO. : 0906
 ANIMAL : B6.129S2-Trp53tm1Tyj/J
 REPORT TYPE : A1 27

CLINICAL OBSERVATION (SUMMARY)
 ALL ANIMALS

SEX : MALE

PAGE : 17

Clinical sign	Group Name	Administration Week-day													
		17-1 1	17-1 2	17-2 1	17-2 2	17-3 1	17-3 2	17-4 1	17-4 2	17-5 1	17-5 2	17-6 1	17-6 2	17-7 1	17-7 2
DEATH	Control	0	0	0	0	0	0	0	0	0	0	0	0	0	0
	50 mg/kg	0	0	0	0	0	0	0	0	0	0	0	0	0	0
	100 mg/kg	0	0	0	0	0	0	0	0	0	0	0	0	0	0
	200 mg/kg	0	0	0	0	0	0	0	0	0	0	0	0	0	0
MORIBUND SACRIFICE	Control	0	0	0	0	0	0	0	0	0	0	0	0	0	0
	50 mg/kg	0	0	0	0	0	0	0	0	0	0	0	0	0	0
	100 mg/kg	0	0	0	0	0	0	0	0	0	0	0	0	0	0
	200 mg/kg	2	2	2	2	2	2	2	2	2	2	2	2	2	3
LOCOMOTOR MOVEMENT DECR	Control	0	0	0	0	0	0	0	0	0	0	0	0	0	0
	50 mg/kg	0	0	0	0	0	0	0	0	0	0	0	0	0	0
	100 mg/kg	0	0	0	0	0	0	0	0	0	0	0	0	0	0
	200 mg/kg	0	0	0	0	0	0	0	0	0	0	0	0	0	0
HUNCHBACK POSITION	Control	0	0	0	0	0	0	0	0	0	0	0	0	0	0
	50 mg/kg	0	0	0	0	0	0	0	0	0	0	0	0	0	0
	100 mg/kg	0	0	0	0	0	0	0	0	0	0	0	0	0	0
	200 mg/kg	0	0	0	0	0	0	0	0	0	0	0	0	1	0
EROSION	Control	0	0	0	0	0	0	0	0	0	0	0	0	0	0
	50 mg/kg	0	0	0	0	0	0	0	0	0	0	0	0	0	0
	100 mg/kg	0	0	0	0	0	0	0	0	0	0	0	0	0	0
	200 mg/kg	0	0	0	0	0	0	0	0	0	0	0	0	0	0
CRUSTA	Control	0	0	0	0	0	0	0	0	0	0	0	0	0	0
	50 mg/kg	0	0	0	0	0	0	0	0	0	0	0	0	0	0
	100 mg/kg	0	0	0	0	0	0	0	0	0	0	0	0	0	0
	200 mg/kg	0	0	0	0	0	0	0	0	0	0	0	0	0	0
PROLAPSE OF PENIS	Control	0	0	0	0	0	0	0	0	0	0	0	0	0	0
	50 mg/kg	0	0	0	0	0	0	0	0	0	0	0	0	0	0
	100 mg/kg	0	0	0	0	0	0	0	0	0	0	0	0	0	0
	200 mg/kg	0	0	0	0	0	0	0	0	0	0	0	0	0	0
IRREGULAR BREATHING	Control	0	0	0	0	0	0	0	0	0	0	0	0	0	0
	50 mg/kg	0	0	0	0	0	0	0	0	0	0	0	0	0	0
	100 mg/kg	0	0	0	0	0	0	0	0	0	0	0	0	0	0
	200 mg/kg	0	0	0	0	0	0	0	0	0	0	0	0	0	0
OLIGO-STOOL	Control	0	0	0	0	0	0	0	0	0	0	0	0	0	0
	50 mg/kg	0	0	0	0	0	0	0	0	0	0	0	0	0	0
	100 mg/kg	0	0	0	0	0	0	0	0	0	0	0	0	0	0
	200 mg/kg	0	0	0	0	0	0	0	0	0	0	0	0	0	0

STUDY NO. : 0906
 ANIMAL : B6.129S2-Trp53tm1Tyj/J
 REPORT TYPE : A1 27

CLINICAL OBSERVATION (SUMMARY)
 ALL ANIMALS

SEX : MALE

PAGE : 18

Clinical sign	Group Name	Administration Week-day													
		18-1 1	18-1 2	18-2 1	18-2 2	18-3 1	18-3 2	18-4 1	18-4 2	18-5 1	18-5 2	18-6 1	18-6 2	18-7 1	18-7 2
DEATH	Control	0	0	0	0	0	0	0	0	0	0	0	0	0	0
	50 mg/kg	0	0	0	0	0	0	0	0	0	0	0	0	0	0
	100 mg/kg	0	0	0	0	0	0	0	0	0	0	0	0	0	0
	200 mg/kg	0	0	0	0	0	0	0	0	0	0	0	0	0	0
MORIBUND SACRIFICE	Control	0	0	0	0	0	0	0	0	0	0	0	0	0	0
	50 mg/kg	0	0	0	0	0	0	0	0	0	0	0	0	0	0
	100 mg/kg	0	0	0	0	0	0	0	0	0	0	0	0	0	0
	200 mg/kg	3	3	3	3	3	3	3	3	3	3	3	3	3	3
LOCOMOTOR MOVEMENT DECR	Control	0	0	0	0	0	0	0	0	0	0	0	0	0	0
	50 mg/kg	0	0	0	0	0	0	0	0	0	0	0	0	0	0
	100 mg/kg	0	0	0	0	0	0	0	0	0	0	0	0	0	0
	200 mg/kg	0	0	0	0	0	0	0	0	0	0	0	0	0	0
HUNCHBACK POSITION	Control	0	0	0	0	0	0	0	0	0	0	0	0	0	0
	50 mg/kg	0	0	0	0	0	0	0	0	0	0	0	0	0	0
	100 mg/kg	0	0	0	0	0	0	0	0	0	0	0	0	0	0
	200 mg/kg	0	0	0	0	0	0	0	0	0	0	0	0	0	0
EROSION	Control	0	0	0	0	0	0	0	0	0	0	0	0	0	0
	50 mg/kg	0	0	0	0	0	0	0	0	0	0	0	0	0	0
	100 mg/kg	0	0	0	0	0	0	0	0	0	0	0	0	0	0
	200 mg/kg	0	0	0	0	0	0	0	0	0	0	0	0	0	0
CRUSTA	Control	0	0	0	0	0	0	0	0	0	0	0	0	0	0
	50 mg/kg	0	0	0	0	0	0	0	0	0	0	0	0	0	0
	100 mg/kg	0	0	0	0	0	0	0	0	0	0	0	0	0	0
	200 mg/kg	0	0	0	0	0	0	0	0	0	0	0	0	0	0
PROLAPSE OF PENIS	Control	0	0	0	0	0	0	0	0	0	0	0	0	0	0
	50 mg/kg	0	0	0	0	0	0	0	0	0	0	0	0	0	0
	100 mg/kg	0	0	0	0	0	0	0	0	0	0	0	0	0	0
	200 mg/kg	0	0	0	0	0	0	0	0	0	0	0	0	0	0
IRREGULAR BREATHING	Control	0	0	0	0	0	0	0	0	0	0	0	0	0	0
	50 mg/kg	0	0	0	0	0	0	0	0	0	0	0	0	0	0
	100 mg/kg	0	0	0	0	0	0	0	0	0	0	0	0	0	0
	200 mg/kg	0	0	0	0	0	0	0	0	0	0	0	0	0	0
OLIGO-STOOL	Control	0	0	0	0	0	0	0	0	0	0	0	0	0	0
	50 mg/kg	0	0	0	0	0	0	0	0	0	0	0	0	0	0
	100 mg/kg	0	0	0	0	0	0	0	0	0	0	0	0	0	0
	200 mg/kg	0	0	0	0	0	0	0	0	0	0	0	0	0	0

STUDY NO. : 0906
 ANIMAL : B6.129S2-Trp53tm1Tyj/J
 REPORT TYPE : A1 27

CLINICAL OBSERVATION (SUMMARY)
 ALL ANIMALS

SEX : MALE

PAGE : 19

Clinical sign	Group Name	Administration Week-day													
		19-1 1	19-1 2	19-2 1	19-2 2	19-3 1	19-3 2	19-4 1	19-4 2	19-5 1	19-5 2	19-6 1	19-6 2	19-7 1	19-7 2
DEATH	Control	0	0	0	0	0	0	0	0	0	0	0	0	0	0
	50 mg/kg	0	0	0	0	0	0	0	0	0	0	0	0	0	0
	100 mg/kg	0	0	0	0	0	0	0	0	0	0	0	0	0	0
	200 mg/kg	0	0	0	0	0	0	0	0	0	0	0	0	0	0
MORIBUND SACRIFICE	Control	0	0	0	0	0	0	0	0	0	0	0	0	0	0
	50 mg/kg	0	0	0	0	0	0	0	0	0	0	0	0	1	1
	100 mg/kg	0	0	0	0	0	0	0	0	0	0	0	0	0	0
	200 mg/kg	3	3	3	3	3	3	3	3	3	3	3	3	3	3
LOCOMOTOR MOVEMENT DECR	Control	0	0	0	0	0	0	0	0	0	0	0	0	0	0
	50 mg/kg	0	0	0	0	0	0	0	0	0	0	0	0	0	0
	100 mg/kg	0	0	0	0	0	0	0	0	0	0	0	0	0	0
	200 mg/kg	0	0	0	0	0	0	0	0	0	0	0	0	0	0
HUNCHBACK POSITION	Control	0	0	0	0	0	0	0	0	0	0	0	0	0	0
	50 mg/kg	0	0	0	0	0	0	0	0	0	0	0	0	0	0
	100 mg/kg	0	0	0	0	0	0	0	0	0	0	0	0	0	0
	200 mg/kg	0	0	0	0	0	0	0	0	0	0	0	0	1	1
EROSION	Control	0	0	0	0	0	0	0	0	0	0	0	0	0	0
	50 mg/kg	0	0	0	0	0	0	0	0	0	0	0	0	0	0
	100 mg/kg	0	0	0	0	0	0	0	0	0	0	0	0	0	0
	200 mg/kg	0	0	0	0	0	0	0	0	0	0	0	0	0	0
CRUSTA	Control	0	0	0	0	0	0	0	0	0	0	0	0	0	0
	50 mg/kg	0	0	0	0	0	0	0	0	0	0	0	0	0	0
	100 mg/kg	0	0	0	0	0	0	0	0	0	0	0	0	0	0
	200 mg/kg	0	0	0	0	0	0	0	0	0	0	0	0	0	0
PROLAPSE OF PENIS	Control	0	0	0	0	0	0	0	0	0	0	0	0	0	0
	50 mg/kg	0	0	0	0	0	0	0	0	0	0	0	0	0	0
	100 mg/kg	0	0	0	0	0	0	0	0	0	0	0	0	0	0
	200 mg/kg	0	0	0	0	0	0	0	0	0	0	0	0	0	0
IRREGULAR BREATHING	Control	0	0	0	0	0	0	0	0	0	0	0	0	0	0
	50 mg/kg	0	0	0	0	0	0	0	1	1	1	1	1	0	0
	100 mg/kg	0	0	0	0	0	0	0	0	0	0	0	0	0	0
	200 mg/kg	0	0	0	0	0	0	0	0	0	0	0	0	0	0
OLIGO-STOOL	Control	0	0	0	0	0	0	0	0	0	0	0	0	0	0
	50 mg/kg	0	0	0	0	0	0	0	0	0	0	0	0	0	0
	100 mg/kg	0	0	0	0	0	0	0	0	0	0	0	0	0	0
	200 mg/kg	0	0	0	0	0	0	0	0	1	1	1	1	1	1

STUDY NO. : 0906
 ANIMAL : B6.129S2-Trp53tm1Tyj/J
 REPORT TYPE : A1 27

CLINICAL OBSERVATION (SUMMARY)
 ALL ANIMALS

SEX : MALE

PAGE : 20

Clinical sign	Group Name	Administration Week-day													
		20-1 1	20-1 2	20-2 1	20-2 2	20-3 1	20-3 2	20-4 1	20-4 2	20-5 1	20-5 2	20-6 1	20-6 2	20-7 1	20-7 2
DEATH	Control	0	0	0	0	0	0	0	0	0	0	0	0	0	0
	50 mg/kg	0	0	0	0	0	0	0	0	0	0	0	0	0	0
	100 mg/kg	0	0	0	0	0	0	0	0	0	0	0	0	0	0
	200 mg/kg	1	1	1	1	1	1	1	1	1	1	1	1	1	1
MORIBUND SACRIFICE	Control	0	0	0	0	0	0	0	0	0	0	0	0	0	0
	50 mg/kg	1	1	1	1	1	1	1	1	1	1	1	1	1	1
	100 mg/kg	0	0	0	0	0	0	0	0	0	0	0	0	0	0
	200 mg/kg	3	3	3	3	3	3	3	3	3	3	3	3	3	3
LOCOMOTOR MOVEMENT DECR	Control	0	0	0	0	0	0	0	0	0	0	0	0	0	0
	50 mg/kg	0	0	0	0	0	0	0	0	0	0	0	0	0	0
	100 mg/kg	0	0	0	0	0	0	0	0	0	0	0	0	0	0
	200 mg/kg	0	1	1	1	1	1	1	0	0	0	0	0	0	0
HUNCHBACK POSITION	Control	0	0	0	0	0	0	0	0	0	0	0	0	0	0
	50 mg/kg	0	0	0	0	0	0	0	0	0	0	0	0	0	0
	100 mg/kg	0	0	0	0	0	0	0	0	0	0	0	0	0	0
	200 mg/kg	0	1	1	1	1	1	1	1	1	1	1	1	1	1
EROSION	Control	0	1	1	1	1	1	1	1	1	1	1	1	1	1
	50 mg/kg	0	0	0	0	0	0	0	0	0	0	0	0	0	0
	100 mg/kg	0	0	0	0	0	0	0	0	0	0	0	0	0	0
	200 mg/kg	0	0	0	0	0	0	0	0	0	0	0	0	0	0
CRUSTA	Control	0	0	0	0	0	0	0	0	0	0	0	0	0	0
	50 mg/kg	0	0	0	0	0	0	0	0	0	0	0	0	0	0
	100 mg/kg	0	0	0	0	0	0	0	0	0	0	0	0	0	0
	200 mg/kg	0	0	0	0	0	0	0	0	0	0	0	0	0	0
PROLAPSE OF PENIS	Control	0	0	0	0	0	0	0	0	0	0	0	0	0	0
	50 mg/kg	0	0	0	0	0	0	0	0	0	0	0	0	0	0
	100 mg/kg	0	0	0	0	0	0	0	0	0	0	0	0	0	0
	200 mg/kg	0	0	0	0	0	0	0	0	0	0	0	0	0	0
IRREGULAR BREATHING	Control	0	0	0	0	0	0	0	0	0	0	0	0	0	0
	50 mg/kg	0	0	0	0	0	0	0	0	0	0	0	0	0	0
	100 mg/kg	0	0	0	0	0	0	0	0	0	0	0	0	0	0
	200 mg/kg	0	0	0	0	0	0	0	0	0	0	0	0	0	0
OLIGO-STOOL	Control	0	0	0	0	0	0	0	0	0	0	0	0	0	0
	50 mg/kg	0	0	0	0	0	0	0	0	0	0	0	0	0	0
	100 mg/kg	0	0	0	0	0	0	0	0	0	0	0	0	0	0
	200 mg/kg	0	0	0	0	0	0	0	0	0	0	0	0	0	0

STUDY NO. : 0906
 ANIMAL : B6.129S2-Trp53tm1Tyj/J
 REPORT TYPE : A1 27

CLINICAL OBSERVATION (SUMMARY)
 ALL ANIMALS

SEX : MALE

PAGE : 21

Clinical sign	Group Name	Administration Week-day													
		21-1 1	21-1 2	21-2 1	21-2 2	21-3 1	21-3 2	21-4 1	21-4 2	21-5 1	21-5 2	21-6 1	21-6 2	21-7 1	21-7 2
DEATH	Control	0	0	0	0	0	0	0	0	0	0	0	0	0	0
	50 mg/kg	0	0	0	0	0	0	0	0	0	0	0	0	0	0
	100 mg/kg	0	0	0	0	0	0	0	0	0	0	0	0	0	0
	200 mg/kg	1	1	1	1	1	1	1	1	1	1	1	1	1	1
MORIBUND SACRIFICE	Control	0	0	0	0	0	0	0	0	0	0	0	0	0	0
	50 mg/kg	1	1	1	1	1	1	1	1	1	1	1	1	1	1
	100 mg/kg	0	0	0	0	0	0	0	0	0	0	0	0	0	0
	200 mg/kg	3	3	3	3	3	3	3	3	3	3	3	3	3	3
LOCOMOTOR MOVEMENT DECR	Control	0	0	0	0	0	0	0	0	0	0	0	0	0	0
	50 mg/kg	0	0	0	0	0	0	0	0	0	0	0	0	0	0
	100 mg/kg	0	0	0	0	0	0	0	0	0	0	0	0	0	0
	200 mg/kg	0	0	0	0	0	0	0	0	0	0	0	0	0	0
HUNCHBACK POSITION	Control	0	0	0	0	0	0	0	0	0	0	0	0	0	0
	50 mg/kg	0	0	0	0	0	0	0	0	0	0	0	0	0	0
	100 mg/kg	0	0	0	0	0	0	0	0	0	0	0	0	0	0
	200 mg/kg	1	1	1	1	1	1	1	1	1	1	1	1	1	1
EROSION	Control	1	1	1	1	1	1	1	1	1	1	1	1	1	1
	50 mg/kg	0	0	0	0	0	0	0	0	0	0	0	0	0	0
	100 mg/kg	0	0	0	0	0	0	0	0	0	0	0	0	0	0
	200 mg/kg	0	0	0	0	0	0	0	0	0	0	0	0	0	0
CRUSTA	Control	0	0	0	0	0	0	0	0	0	0	0	0	0	0
	50 mg/kg	0	0	0	0	0	0	0	0	0	0	0	0	0	0
	100 mg/kg	0	0	0	0	0	0	0	0	0	0	0	0	0	0
	200 mg/kg	0	0	0	0	0	0	0	0	0	0	0	0	0	0
PROLAPSE OF PENIS	Control	0	0	0	0	0	0	0	0	0	0	0	0	0	0
	50 mg/kg	0	0	0	0	0	0	0	0	0	0	0	0	0	0
	100 mg/kg	0	0	0	0	0	0	0	0	0	0	0	0	0	0
	200 mg/kg	0	0	0	0	0	0	0	0	0	0	0	0	0	0
IRREGULAR BREATHING	Control	0	0	0	0	0	0	0	0	0	0	0	0	0	0
	50 mg/kg	0	0	0	0	0	0	0	0	0	0	0	0	0	0
	100 mg/kg	0	0	0	0	0	0	0	0	0	0	0	0	0	0
	200 mg/kg	0	0	0	0	0	0	0	0	0	0	0	0	0	0
OLIGO-STOOL	Control	0	0	0	0	0	0	0	0	0	0	0	0	0	0
	50 mg/kg	0	0	0	0	0	0	0	0	0	0	0	0	0	0
	100 mg/kg	0	0	0	0	0	0	0	0	0	0	0	0	0	0
	200 mg/kg	0	0	0	0	0	0	0	0	0	0	0	0	0	0

STUDY NO. : 0906
 ANIMAL : B6.129S2-Trp53tm1Tyj/J
 REPORT TYPE : A1 27

CLINICAL OBSERVATION (SUMMARY)
 ALL ANIMALS

SEX : MALE

PAGE : 22

Clinical sign	Group Name	Administration Week-day													
		22-1		22-2		22-3		22-4		22-5		22-6		22-7	
		1	2	1	2	1	2	1	2	1	2	1	2	1	2
DEATH	Control	0	0	0	0	0	0	0	0	0	0	0	0	0	0
	50 mg/kg	0	0	0	0	0	0	0	0	0	0	0	0	0	0
	100 mg/kg	0	0	0	0	0	0	0	0	0	0	0	0	0	0
	200 mg/kg	1	1	1	1	1	1	1	1	1	1	1	1	1	1
MORIBUND SACRIFICE	Control	0	0	0	0	0	0	0	0	0	0	0	0	0	0
	50 mg/kg	1	1	1	1	1	1	1	1	1	1	1	1	1	1
	100 mg/kg	0	0	0	0	0	0	0	0	0	0	0	0	0	0
	200 mg/kg	3	3	3	3	3	3	3	3	3	3	3	3	3	3
LOCOMOTOR MOVEMENT DECR	Control	0	0	0	0	0	0	0	0	0	0	0	0	0	0
	50 mg/kg	0	0	0	0	0	0	0	0	0	0	0	0	0	0
	100 mg/kg	0	0	0	0	0	0	0	0	0	0	0	0	0	0
	200 mg/kg	0	0	0	0	0	0	0	0	0	0	0	0	0	0
HUNCHBACK POSITION	Control	0	0	0	0	0	0	0	0	0	0	0	0	0	0
	50 mg/kg	0	0	0	0	0	0	0	0	0	0	0	0	0	0
	100 mg/kg	0	0	0	0	0	0	0	0	0	0	0	0	0	0
	200 mg/kg	1	1	1	1	1	1	1	1	1	1	1	1	1	1
EROSION	Control	1	1	1	1	1	1	1	1	1	1	1	1	1	1
	50 mg/kg	0	0	0	0	0	0	0	0	0	0	0	0	0	0
	100 mg/kg	0	0	0	0	0	0	0	0	0	0	0	0	0	0
	200 mg/kg	0	0	0	0	0	0	0	0	0	0	0	0	0	0
CRUSTA	Control	0	0	0	0	0	0	0	0	0	0	0	0	0	0
	50 mg/kg	0	0	0	0	0	0	0	0	0	0	0	0	0	0
	100 mg/kg	0	0	0	0	0	0	0	0	0	0	0	0	0	0
	200 mg/kg	0	0	0	0	0	0	0	0	0	0	0	0	0	0
PROLAPSE OF PENIS	Control	0	0	0	0	0	0	0	0	0	0	0	0	0	0
	50 mg/kg	0	0	0	0	0	0	0	0	0	0	0	0	0	0
	100 mg/kg	0	0	0	0	0	0	0	0	0	0	0	0	0	0
	200 mg/kg	0	0	0	0	0	0	0	0	0	0	0	0	0	0
IRREGULAR BREATHING	Control	0	0	0	0	0	0	0	0	0	0	0	0	0	0
	50 mg/kg	0	0	0	0	0	0	0	0	0	0	0	0	0	0
	100 mg/kg	0	0	0	0	0	0	0	0	0	0	0	0	0	0
	200 mg/kg	0	0	0	0	0	0	0	0	0	0	0	0	0	0
OLIGO-STOOL	Control	0	0	0	0	0	0	0	0	0	0	0	0	0	0
	50 mg/kg	0	0	0	0	0	0	0	0	0	0	0	0	0	0
	100 mg/kg	0	0	0	0	0	0	0	0	0	0	0	0	0	0
	200 mg/kg	0	0	0	0	0	0	0	0	0	0	0	0	0	0

STUDY NO. : 0906
 ANIMAL : B6.129S2-Trp53tm1Tyj/J
 REPORT TYPE : A1 27

CLINICAL OBSERVATION (SUMMARY)
 ALL ANIMALS

SEX : MALE

PAGE : 23

Clinical sign	Group Name	Administration Week-day													
		23-1		23-2		23-3		23-4		23-5		23-6		23-7	
		1	2	1	2	1	2	1	2	1	2	1	2	1	2
DEATH	Control	0	0	0	0	0	0	0	0	0	0	0	0	0	0
	50 mg/kg	0	0	0	0	0	0	0	0	0	0	0	0	0	0
	100 mg/kg	0	0	0	0	0	0	0	0	0	0	0	0	0	0
	200 mg/kg	1	1	1	1	1	1	1	1	1	1	1	1	1	1
MORIBUND SACRIFICE	Control	0	0	0	0	0	0	0	0	0	0	0	0	0	0
	50 mg/kg	1	1	1	1	1	1	1	1	1	1	1	1	1	1
	100 mg/kg	0	0	0	0	0	0	0	0	0	0	0	0	0	0
	200 mg/kg	3	3	3	3	3	3	3	3	3	3	3	3	3	3
LOCOMOTOR MOVEMENT DECR	Control	0	0	0	0	0	0	0	0	0	0	0	0	0	0
	50 mg/kg	0	0	0	0	0	0	0	0	0	0	0	0	0	0
	100 mg/kg	0	0	0	0	0	0	0	0	0	0	0	0	0	0
	200 mg/kg	0	0	0	0	0	0	0	0	0	0	0	0	0	0
HUNCHBACK POSITION	Control	0	0	0	0	0	0	0	0	0	0	0	0	0	0
	50 mg/kg	0	0	0	0	0	0	0	0	0	0	0	0	0	0
	100 mg/kg	0	0	0	0	0	0	0	0	0	0	0	0	0	0
	200 mg/kg	1	1	1	1	1	1	1	1	1	1	1	1	1	1
EROSION	Control	1	1	1	1	1	1	1	1	1	1	1	1	1	1
	50 mg/kg	0	0	0	0	0	0	0	0	0	0	0	0	0	0
	100 mg/kg	0	0	0	0	0	0	0	0	0	0	0	0	0	0
	200 mg/kg	0	0	0	0	0	0	0	0	0	0	0	0	0	0
CRUSTA	Control	0	0	0	0	0	0	0	0	0	0	0	0	0	0
	50 mg/kg	0	0	0	0	0	0	0	0	0	0	0	0	0	0
	100 mg/kg	0	0	0	0	0	0	0	0	0	0	0	0	0	0
	200 mg/kg	0	0	0	0	0	0	0	0	0	0	0	0	0	0
PROLAPSE OF PENIS	Control	0	0	0	0	0	0	0	0	0	0	0	0	0	0
	50 mg/kg	0	0	0	0	0	0	0	0	0	0	0	0	0	0
	100 mg/kg	0	0	0	0	0	0	0	0	0	0	0	0	0	0
	200 mg/kg	0	0	0	0	0	0	0	0	0	0	0	0	0	0
IRREGULAR BREATHING	Control	0	0	0	0	0	0	0	0	0	0	0	0	0	0
	50 mg/kg	0	0	0	0	0	0	0	0	0	0	0	0	0	0
	100 mg/kg	0	0	0	0	0	0	0	0	0	0	0	0	0	0
	200 mg/kg	0	0	0	0	0	0	0	0	0	0	0	0	0	0
OLIGO-STOOL	Control	0	0	0	0	0	0	0	0	0	0	0	0	0	0
	50 mg/kg	0	0	0	0	0	0	0	0	0	0	0	0	0	0
	100 mg/kg	0	0	0	0	0	0	0	0	0	0	0	0	0	0
	200 mg/kg	0	0	0	0	0	0	0	0	0	0	0	0	0	0

STUDY NO. : 0906
 ANIMAL : B6.129S2-Trp53tm1Tyj/J
 REPORT TYPE : A1 27

CLINICAL OBSERVATION (SUMMARY)
 ALL ANIMALS

SEX : MALE

PAGE : 24

Clinical sign	Group Name	Administration Week-day													
		24-1		24-2		24-3		24-4		24-5		24-6		24-7	
		1	2	1	2	1	2	1	2	1	2	1	2	1	2
DEATH	Control	0	0	0	0	0	0	0	0	0	0	0	0	0	0
	50 mg/kg	0	0	0	0	0	0	0	0	0	0	0	0	0	0
	100 mg/kg	0	0	0	0	0	0	0	0	0	0	0	0	0	0
	200 mg/kg	1	1	1	1	1	1	1	1	1	1	1	1	1	1
MORIBUND SACRIFICE	Control	0	0	0	0	0	0	0	0	0	0	0	0	0	0
	50 mg/kg	1	1	1	1	1	1	1	1	1	1	1	1	1	1
	100 mg/kg	0	0	0	0	0	0	0	0	0	0	0	0	0	0
	200 mg/kg	4	4	4	4	4	4	4	4	4	4	4	4	4	4
LOCOMOTOR MOVEMENT DECR	Control	0	0	0	0	0	0	0	0	0	0	0	0	0	0
	50 mg/kg	0	0	0	0	0	0	0	0	0	0	0	0	0	0
	100 mg/kg	0	0	0	0	0	0	0	0	0	0	0	0	0	0
	200 mg/kg	0	0	0	0	0	0	0	0	0	0	0	0	0	0
HUNCHBACK POSITION	Control	0	0	0	0	0	0	0	0	0	0	0	0	0	0
	50 mg/kg	0	0	0	0	0	0	0	0	0	0	0	0	0	0
	100 mg/kg	0	0	0	0	0	0	0	0	0	0	0	0	0	0
	200 mg/kg	0	0	0	0	0	0	0	0	0	0	0	0	0	0
EROSION	Control	1	1	1	1	1	1	1	1	1	1	1	1	1	1
	50 mg/kg	0	0	0	0	0	0	0	0	0	0	0	0	0	0
	100 mg/kg	0	0	0	0	0	0	0	0	0	0	0	0	0	0
	200 mg/kg	0	0	0	0	0	0	0	0	0	0	0	0	0	0
CRUSTA	Control	0	0	0	0	0	0	0	0	0	0	0	0	0	0
	50 mg/kg	0	0	0	0	0	0	0	0	0	0	0	0	0	0
	100 mg/kg	0	0	0	0	0	0	0	0	0	0	0	0	0	0
	200 mg/kg	0	0	0	0	0	0	0	0	0	0	0	0	0	0
PROLAPSE OF PENIS	Control	0	0	0	0	0	0	0	0	0	0	0	0	0	0
	50 mg/kg	0	0	0	0	0	0	0	0	0	0	0	0	0	0
	100 mg/kg	0	0	0	0	0	0	0	0	0	0	0	0	0	0
	200 mg/kg	0	0	0	0	0	0	0	0	0	0	0	0	0	0
IRREGULAR BREATHING	Control	0	0	0	0	0	0	0	0	0	0	0	0	0	0
	50 mg/kg	0	0	0	0	0	0	0	0	0	0	0	0	0	0
	100 mg/kg	0	0	0	0	0	0	0	0	0	0	0	0	0	0
	200 mg/kg	0	0	0	0	0	0	0	0	0	0	0	0	0	0
OLIGO-STOOL	Control	0	0	0	0	0	0	0	0	0	0	0	0	0	0
	50 mg/kg	0	0	0	0	0	0	0	0	0	0	0	0	0	0
	100 mg/kg	0	0	0	0	0	0	0	0	0	0	0	0	0	0
	200 mg/kg	0	0	0	0	0	0	0	0	0	0	0	0	0	0

STUDY NO. : 0906
 ANIMAL : B6.129S2-Trp53tm1Tyj/J
 REPORT TYPE : A1 27

CLINICAL OBSERVATION (SUMMARY)
 ALL ANIMALS

SEX : MALE

PAGE : 25

Clinical sign	Group Name	Administration Week-day													
		25-1		25-2		25-3		25-4		25-5		25-6		25-7	
		1	2	1	2	1	2	1	2	1	2	1	2	1	2
DEATH	Control	0	0	0	0	0	0	0	0	0	0	0	0	0	0
	50 mg/kg	0	0	0	0	0	0	0	0	0	0	0	0	0	0
	100 mg/kg	0	0	0	0	0	0	0	0	0	0	0	0	0	0
	200 mg/kg	1	1	1	1	1	1	1	1	1	1	1	1	1	1
MORIBUND SACRIFICE	Control	0	0	0	0	0	0	0	0	0	0	0	0	0	0
	50 mg/kg	1	1	1	1	1	1	1	1	1	1	1	1	1	1
	100 mg/kg	0	0	0	0	0	0	0	0	0	0	0	0	0	0
	200 mg/kg	4	4	4	4	4	4	4	4	4	4	4	4	4	4
LOCOMOTOR MOVEMENT DECR	Control	0	0	0	0	0	0	0	0	0	0	0	0	0	0
	50 mg/kg	0	0	0	0	0	0	0	0	0	0	0	0	0	0
	100 mg/kg	0	0	0	0	0	0	0	0	0	0	0	0	0	0
	200 mg/kg	0	0	0	0	0	0	0	0	0	0	0	0	0	0
HUNCHBACK POSITION	Control	0	0	0	0	0	0	0	0	0	0	0	0	0	0
	50 mg/kg	0	0	0	0	0	0	0	0	0	0	0	0	0	0
	100 mg/kg	0	0	0	0	0	0	0	0	0	0	0	0	0	0
	200 mg/kg	0	0	0	0	0	0	0	0	0	0	0	0	0	0
EROSION	Control	1	1	1	1	1	1	1	1	1	1	1	1	1	1
	50 mg/kg	0	0	0	0	0	0	0	0	0	0	0	0	0	0
	100 mg/kg	0	0	0	0	0	0	0	0	0	0	0	0	0	0
	200 mg/kg	0	0	0	0	0	0	0	0	0	0	0	0	0	0
CRUSTA	Control	0	0	0	0	0	0	0	0	0	0	0	0	0	0
	50 mg/kg	0	0	0	0	0	0	0	0	0	0	0	0	0	0
	100 mg/kg	0	0	0	0	0	0	0	0	0	0	0	0	0	0
	200 mg/kg	0	0	0	0	0	0	0	0	0	0	0	0	0	0
PROLAPSE OF PENIS	Control	0	0	0	0	0	0	0	0	0	0	0	0	0	0
	50 mg/kg	0	0	0	0	0	0	0	0	0	0	0	0	0	0
	100 mg/kg	0	0	0	0	0	0	0	0	0	0	0	0	0	0
	200 mg/kg	0	0	0	0	0	0	0	0	0	0	0	0	0	0
IRREGULAR BREATHING	Control	0	0	0	0	0	0	0	0	0	0	0	0	0	0
	50 mg/kg	0	0	0	0	0	0	0	0	0	0	0	0	0	0
	100 mg/kg	0	0	0	0	0	0	0	0	0	0	0	0	0	0
	200 mg/kg	0	0	0	0	0	0	0	0	0	0	0	0	0	0
OLIGO-STOOL	Control	0	0	0	0	0	0	0	0	0	0	0	0	0	0
	50 mg/kg	0	0	0	0	0	0	0	0	0	0	0	0	0	0
	100 mg/kg	0	0	0	0	0	0	0	0	0	0	0	0	0	0
	200 mg/kg	0	0	0	0	0	0	0	0	0	0	0	0	0	0

STUDY NO. : 0906
 ANIMAL : B6.129S2-Trp53tm1Tyj/J
 REPORT TYPE : A1 27

CLINICAL OBSERVATION (SUMMARY)
 ALL ANIMALS

SEX : MALE

PAGE : 26

Clinical sign	Group Name	Administration Week-day													
		26-1 1	26-1 2	26-2 1	26-2 2	26-3 1	26-3 2	26-4 1	26-4 2	26-5 1	26-5 2	26-6 1	26-6 2	26-7 1	26-7 2
DEATH	Control	0	0	0	0	0	0	0	0	0	0	0	0	0	0
	50 mg/kg	0	0	0	0	0	0	0	0	0	0	0	0	0	0
	100 mg/kg	0	0	0	0	0	0	0	0	0	0	0	0	0	0
	200 mg/kg	1	1	1	1	1	1	1	1	1	1	1	1	1	1
MORIBUND SACRIFICE	Control	0	0	0	0	0	0	0	0	0	0	0	0	0	0
	50 mg/kg	1	1	1	1	1	1	1	1	1	1	1	1	1	1
	100 mg/kg	0	0	0	0	0	0	0	0	0	0	0	0	0	0
	200 mg/kg	4	4	4	4	4	4	4	4	4	4	4	4	4	4
LOCOMOTOR MOVEMENT DECR	Control	0	0	0	0	0	0	0	0	0	0	0	0	0	0
	50 mg/kg	0	0	0	0	0	0	0	0	0	0	0	0	0	0
	100 mg/kg	0	0	0	0	0	0	0	0	0	0	0	0	0	0
	200 mg/kg	0	0	0	0	0	0	0	0	0	0	0	0	0	0
HUNCHBACK POSITION	Control	0	0	0	0	0	0	0	0	0	0	0	0	0	0
	50 mg/kg	0	0	0	0	0	0	0	0	0	0	0	0	0	0
	100 mg/kg	0	0	0	0	0	0	0	0	0	0	0	0	0	0
	200 mg/kg	0	0	0	0	0	0	0	0	0	0	0	0	0	0
EROSION	Control	1	1	1	1	1	1	1	1	1	1	1	1	1	1
	50 mg/kg	0	0	0	0	0	0	0	0	0	0	0	1	1	1
	100 mg/kg	0	0	0	0	0	0	0	0	0	0	0	0	0	0
	200 mg/kg	0	0	0	0	0	0	0	0	0	0	0	0	0	0
CRUSTA	Control	0	0	0	0	0	0	0	0	0	0	0	1	1	1
	50 mg/kg	0	0	0	0	0	0	0	0	0	0	0	0	0	0
	100 mg/kg	0	0	0	0	0	0	0	0	0	0	0	0	0	0
	200 mg/kg	0	0	0	0	0	0	0	0	0	0	0	0	0	0
PROLAPSE OF PENIS	Control	0	0	0	0	0	0	0	0	0	0	0	0	0	0
	50 mg/kg	0	0	0	0	0	0	0	0	0	0	0	0	0	0
	100 mg/kg	1	1	1	1	1	1	1	1	1	1	1	1	1	1
	200 mg/kg	0	0	0	0	0	0	0	0	0	0	0	0	0	0
IRREGULAR BREATHING	Control	0	0	0	0	0	0	0	0	0	0	0	0	0	0
	50 mg/kg	0	0	0	0	0	0	0	0	0	0	0	0	0	0
	100 mg/kg	0	0	0	0	0	0	0	0	0	0	0	0	0	0
	200 mg/kg	0	0	0	0	0	0	0	0	0	0	0	0	0	0
OLIGO-STOOL	Control	0	0	0	0	0	0	0	0	0	0	0	0	0	0
	50 mg/kg	0	0	0	0	0	0	0	0	0	0	0	0	0	0
	100 mg/kg	0	0	0	0	0	0	0	0	0	0	0	0	0	0
	200 mg/kg	0	0	0	0	0	0	0	0	0	0	0	0	0	0

STUDY NO. : 0906
 ANIMAL : B6.129S2-Trp53tm1Tyj/J
 REPORT TYPE : A1 27

CLINICAL OBSERVATION (SUMMARY)
 ALL ANIMALS

SEX : MALE

PAGE : 27

Clinical sign	Group Name	Administration Week-day	
		27-1 1	27-1 2
DEATH	Control	0	0
	50 mg/kg	0	0
	100 mg/kg	0	0
	200 mg/kg	1	1
MORIBUND SACRIFICE	Control	0	0
	50 mg/kg	1	1
	100 mg/kg	0	0
	200 mg/kg	4	4
LOCOMOTOR MOVEMENT DECR	Control	0	0
	50 mg/kg	0	0
	100 mg/kg	0	0
	200 mg/kg	0	0
HUNCHBACK POSITION	Control	0	0
	50 mg/kg	0	0
	100 mg/kg	0	0
	200 mg/kg	0	0
EROSION	Control	1	0
	50 mg/kg	1	1
	100 mg/kg	0	0
	200 mg/kg	0	0
CRUSTA	Control	1	0
	50 mg/kg	0	0
	100 mg/kg	0	0
	200 mg/kg	0	0
PROLAPSE OF PENIS	Control	0	0
	50 mg/kg	0	0
	100 mg/kg	1	1
	200 mg/kg	0	0
IRREGULAR BREATHING	Control	0	0
	50 mg/kg	0	0
	100 mg/kg	0	0
	200 mg/kg	0	0
OLIGO-STOOL	Control	0	0
	50 mg/kg	0	0
	100 mg/kg	0	0
	200 mg/kg	0	0

STUDY NO. : 0906
 ANIMAL : B6.129S2-Trp53tm1Tyj/J
 REPORT TYPE : A1 27

CLINICAL OBSERVATION (SUMMARY)
 ALL ANIMALS

SEX : MALE

PAGE : 28

Clinical sign	Group Name	Administration Week-day													
		1-1 1	1-1 2	1-2 1	1-2 2	1-3 1	1-3 2	1-4 1	1-4 2	1-5 1	1-5 2	1-6 1	1-6 2	1-7 1	1-7 2
NON REMARKABLE	Control	25	25	25	25	25	25	25	25	25	25	25	25	25	25
	50 mg/kg	25	25	25	25	25	25	25	25	25	25	25	25	25	25
	100 mg/kg	25	25	25	25	25	25	25	25	25	25	25	25	25	25
	200 mg/kg	25	25	25	25	25	25	25	25	25	25	25	25	25	25

(HAN190)

BAIS 6

STUDY NO. : 0906
 ANIMAL : B6.129S2-Trp53tm1Tyj/J
 REPORT TYPE : A1 27

CLINICAL OBSERVATION (SUMMARY)
 ALL ANIMALS

SEX : MALE

PAGE : 29

Clinical sign	Group Name	Administration Week-day													
		2-1 1	2-1 2	2-2 1	2-2 2	2-3 1	2-3 2	2-4 1	2-4 2	2-5 1	2-5 2	2-6 1	2-6 2	2-7 1	2-7 2
NON REMARKABLE	Control	25	25	25	25	25	25	25	25	25	25	25	25	25	25
	50 mg/kg	25	25	25	25	25	25	25	25	25	25	25	25	25	25
	100 mg/kg	25	25	25	25	25	25	25	25	25	25	25	25	25	25
	200 mg/kg	25	25	25	25	25	25	25	25	25	25	25	25	25	25

(HAN190)

BAIS 6

STUDY NO. : 0906
 ANIMAL : B6.129S2-Trp53tm1Tyj/J
 REPORT TYPE : A1 27

CLINICAL OBSERVATION (SUMMARY)
 ALL ANIMALS

SEX : MALE

PAGE : 30

Clinical sign	Group Name	Administration Week-day													
		3-1 1	3-1 2	3-2 1	3-2 2	3-3 1	3-3 2	3-4 1	3-4 2	3-5 1	3-5 2	3-6 1	3-6 2	3-7 1	3-7 2
NON REMARKABLE	Control	25	25	25	25	25	25	25	25	25	25	25	25	25	25
	50 mg/kg	25	25	25	25	25	25	25	25	25	25	25	25	25	25
	100 mg/kg	25	25	25	25	25	25	25	25	25	25	25	25	25	25
	200 mg/kg	25	25	25	25	25	25	25	25	25	25	25	25	25	25

(HAN190)

BAIS 6

STUDY NO. : 0906
 ANIMAL : B6.129S2-Trp53tm1Tyj/J
 REPORT TYPE : A1 27

CLINICAL OBSERVATION (SUMMARY)
 ALL ANIMALS

SEX : MALE

PAGE : 31

Clinical sign	Group Name	Administration Week-day													
		4-1 1	4-1 2	4-2 1	4-2 2	4-3 1	4-3 2	4-4 1	4-4 2	4-5 1	4-5 2	4-6 1	4-6 2	4-7 1	4-7 2
NON REMARKABLE	Control	25	25	25	25	25	25	25	25	25	25	25	25	25	25
	50 mg/kg	25	25	25	25	25	25	25	25	25	25	25	25	25	25
	100 mg/kg	25	25	25	25	25	25	25	25	25	25	25	25	25	25
	200 mg/kg	25	25	25	25	25	25	25	25	25	25	25	25	25	25

(HAN190)

BAIS 6

STUDY NO. : 0906
 ANIMAL : B6.129S2-Trp53tm1Tyj/J
 REPORT TYPE : A1 27

CLINICAL OBSERVATION (SUMMARY)
 ALL ANIMALS

SEX : MALE

PAGE : 32

Clinical sign	Group Name	Administration Week-day													
		5-1 1	5-1 2	5-2 1	5-2 2	5-3 1	5-3 2	5-4 1	5-4 2	5-5 1	5-5 2	5-6 1	5-6 2	5-7 1	5-7 2
NON REMARKABLE	Control	25	25	25	25	25	25	25	25	25	25	25	25	25	25
	50 mg/kg	25	25	25	25	25	25	25	25	25	25	25	25	25	25
	100 mg/kg	25	25	25	25	25	25	25	25	25	25	25	25	25	25
	200 mg/kg	25	25	25	25	25	25	25	25	25	25	25	25	25	25

(HAN190)

BAIS 6

STUDY NO. : 0906
 ANIMAL : B6.129S2-Trp53tm1Tyj/J
 REPORT TYPE : A1 27

CLINICAL OBSERVATION (SUMMARY)
 ALL ANIMALS

SEX : MALE

PAGE : 33

Clinical sign	Group Name	Administration Week-day													
		6-1 1	6-1 2	6-2 1	6-2 2	6-3 1	6-3 2	6-4 1	6-4 2	6-5 1	6-5 2	6-6 1	6-6 2	6-7 1	6-7 2
NON REMARKABLE	Control	25	25	25	25	25	25	25	25	25	25	25	25	25	25
	50 mg/kg	25	25	25	25	25	25	25	25	25	25	25	25	25	25
	100 mg/kg	25	25	25	25	25	25	25	25	25	25	25	25	25	25
	200 mg/kg	25	24	24	24	24	24	24	24	24	24	24	24	24	22

(HAN190)

BAIS 6

STUDY NO. : 0906
 ANIMAL : B6.129S2-Trp53tm1Tyj/J
 REPORT TYPE : A1 27

CLINICAL OBSERVATION (SUMMARY)
 ALL ANIMALS

SEX : MALE

PAGE : 34

Clinical sign	Group Name	Administration Week-day													
		7-1 1	7-1 2	7-2 1	7-2 2	7-3 1	7-3 2	7-4 1	7-4 2	7-5 1	7-5 2	7-6 1	7-6 2	7-7 1	7-7 2
NON REMARKABLE	Control	25	25	25	25	25	25	25	25	25	25	25	25	25	25
	50 mg/kg	25	25	25	25	25	25	25	25	25	25	25	25	25	25
	100 mg/kg	25	25	25	25	25	25	25	25	25	25	25	25	25	25
	200 mg/kg	22	22	23	24	24	24	24	24	22	22	24	24	24	24

(HAN190)

BAIS 6

STUDY NO. : 0906
 ANIMAL : B6.129S2-Trp53tm1Tyj/J
 REPORT TYPE : A1 27

CLINICAL OBSERVATION (SUMMARY)
 ALL ANIMALS

SEX : MALE

PAGE : 35

Clinical sign	Group Name	Administration Week-day													
		8-1 1	8-1 2	8-2 1	8-2 2	8-3 1	8-3 2	8-4 1	8-4 2	8-5 1	8-5 2	8-6 1	8-6 2	8-7 1	8-7 2
NON REMARKABLE	Control	25	25	25	25	25	25	25	25	25	25	25	25	25	25
	50 mg/kg	25	25	25	25	25	25	25	25	25	25	25	25	25	25
	100 mg/kg	25	25	25	25	25	25	25	25	25	25	25	25	25	25
	200 mg/kg	23	23	23	23	23	23	23	23	23	23	23	23	23	23

(HAN190)

BAIS 6

STUDY NO. : 0906
 ANIMAL : B6.129S2-Trp53tm1Tyj/J
 REPORT TYPE : A1 27

CLINICAL OBSERVATION (SUMMARY)
 ALL ANIMALS

SEX : MALE

PAGE : 36

Clinical sign	Group Name	Administration Week-day													
		9-1 1	9-1 2	9-2 1	9-2 2	9-3 1	9-3 2	9-4 1	9-4 2	9-5 1	9-5 2	9-6 1	9-6 2	9-7 1	9-7 2
NON REMARKABLE	Control	25	25	25	25	25	25	25	25	25	25	25	25	25	25
	50 mg/kg	25	25	25	25	25	25	25	25	25	25	25	25	25	25
	100 mg/kg	25	25	25	25	25	25	25	25	25	25	25	25	25	25
	200 mg/kg	23	23	23	24	25	25	25	25	24	24	24	24	24	24

(HAN190)

BAIS 6

STUDY NO. : 0906
 ANIMAL : B6.129S2-Trp53tm1Tyj/J
 REPORT TYPE : A1 27

CLINICAL OBSERVATION (SUMMARY)
 ALL ANIMALS

SEX : MALE

PAGE : 37

Clinical sign	Group Name	Administration Week-day													
		10-1 1	10-1 2	10-2 1	10-2 2	10-3 1	10-3 2	10-4 1	10-4 2	10-5 1	10-5 2	10-6 1	10-6 2	10-7 1	10-7 2
NON REMARKABLE	Control	25	25	25	25	25	25	25	25	25	25	25	25	25	25
	50 mg/kg	25	25	25	25	25	25	25	25	25	25	25	25	25	25
	100 mg/kg	25	25	25	25	25	25	25	25	25	25	25	25	25	25
	200 mg/kg	24	24	24	24	25	25	25	25	25	25	25	25	25	25

(HAN190)

BAIS 6

STUDY NO. : 0906
 ANIMAL : B6.129S2-Trp53tm1Tyj/J
 REPORT TYPE : A1 27

CLINICAL OBSERVATION (SUMMARY)
 ALL ANIMALS

SEX : MALE

PAGE : 38

Clinical sign	Group Name	Administration Week-day													
		11-1 1	11-1 2	11-2 1	11-2 2	11-3 1	11-3 2	11-4 1	11-4 2	11-5 1	11-5 2	11-6 1	11-6 2	11-7 1	11-7 2
NON REMARKABLE	Control	25	25	25	25	25	25	25	25	25	25	25	25	25	25
	50 mg/kg	25	25	25	25	25	25	25	25	25	25	25	25	25	25
	100 mg/kg	25	25	25	25	25	25	25	25	25	25	25	25	25	25
	200 mg/kg	24	24	24	25	25	25	25	25	25	25	25	25	25	25

(HAN190)

BAIS 6

STUDY NO. : 0906
 ANIMAL : B6.129S2-Trp53tm1Tyj/J
 REPORT TYPE : A1 27

CLINICAL OBSERVATION (SUMMARY)
 ALL ANIMALS

SEX : MALE

PAGE : 39

Clinical sign	Group Name	Administration Week-day													
		12-1 1	12-1 2	12-2 1	12-2 2	12-3 1	12-3 2	12-4 1	12-4 2	12-5 1	12-5 2	12-6 1	12-6 2	12-7 1	12-7 2
NON REMARKABLE	Control	25	25	25	25	25	25	25	25	25	25	25	25	25	25
	50 mg/kg	25	25	25	25	25	25	25	25	25	25	25	25	25	25
	100 mg/kg	25	25	25	25	25	25	25	25	25	25	25	25	25	25
	200 mg/kg	25	25	25	25	25	25	25	25	25	25	25	25	25	25

(HAN190)

BAIS 6

STUDY NO. : 0906
 ANIMAL : B6.129S2-Trp53tm1Tyj/J
 REPORT TYPE : A1 27

CLINICAL OBSERVATION (SUMMARY)
 ALL ANIMALS

SEX : MALE

PAGE : 40

Clinical sign	Group Name	Administration Week-day													
		13-1 1	13-1 2	13-2 1	13-2 2	13-3 1	13-3 2	13-4 1	13-4 2	13-5 1	13-5 2	13-6 1	13-6 2	13-7 1	13-7 2
NON REMARKABLE	Control	25	25	25	25	25	25	25	25	25	25	25	25	25	25
	50 mg/kg	25	25	25	25	25	25	25	25	25	25	25	25	25	25
	100 mg/kg	25	25	25	25	25	25	25	25	25	25	25	25	25	25
	200 mg/kg	25	25	25	25	25	25	25	25	24	24	24	24	24	24

(HAN190)

BAIS 6

STUDY NO. : 0906
 ANIMAL : B6.129S2-Trp53tm1Tyj/J
 REPORT TYPE : A1 27

CLINICAL OBSERVATION (SUMMARY)
 ALL ANIMALS

SEX : MALE

PAGE : 41

Clinical sign	Group Name	Administration Week-day													
		14-1 1	14-1 2	14-2 1	14-2 2	14-3 1	14-3 2	14-4 1	14-4 2	14-5 1	14-5 2	14-6 1	14-6 2	14-7 1	14-7 2
NON REMARKABLE	Control	25	25	25	25	25	25	25	25	25	25	25	25	25	25
	50 mg/kg	25	25	25	25	25	25	25	25	25	25	25	25	25	25
	100 mg/kg	25	25	25	25	25	25	25	25	25	25	25	25	25	25
	200 mg/kg	24	24	24	24	24	24	24	24	24	24	24	24	24	24

(HAN190)

BAIS 6

STUDY NO. : 0906
ANIMAL : B6.129S2-Trp53tm1Tyj/J
REPORT TYPE : A1 27

CLINICAL OBSERVATION (SUMMARY)
ALL ANIMALS

SEX : MALE

PAGE : 42

Clinical sign	Group Name	Administration Week-day													
		15-1 1	15-1 2	15-2 1	15-2 2	15-3 1	15-3 2	15-4 1	15-4 2	15-5 1	15-5 2	15-6 1	15-6 2	15-7 1	15-7 2
NON REMARKABLE	Control	25	25	25	25	25	25	25	25	25	25	25	25	25	25
	50 mg/kg	25	25	25	25	25	25	25	25	25	25	25	25	25	25
	100 mg/kg	25	25	25	25	25	25	25	25	25	25	25	25	25	25
	200 mg/kg	24	24	24	24	24	24	24	24	24	24	24	24	24	24

(HAN190)

BAIS 6

STUDY NO. : 0906
 ANIMAL : B6.129S2-Trp53tm1Tyj/J
 REPORT TYPE : A1 27

CLINICAL OBSERVATION (SUMMARY)
 ALL ANIMALS

SEX : MALE

PAGE : 43

Clinical sign	Group Name	Administration Week-day													
		16-1 1	16-1 2	16-2 1	16-2 2	16-3 1	16-3 2	16-4 1	16-4 2	16-5 1	16-5 2	16-6 1	16-6 2	16-7 1	16-7 2
NON REMARKABLE	Control	25	25	25	25	25	25	25	25	25	25	25	25	25	25
	50 mg/kg	25	25	25	25	25	25	25	25	25	25	25	25	25	25
	100 mg/kg	25	25	25	25	25	25	25	25	25	25	25	25	25	25
	200 mg/kg	24	24	24	24	24	24	23	23	23	23	23	23	23	23

(HAN190)

BAIS 6

STUDY NO. : 0906
ANIMAL : B6.129S2-Trp53tm1Tyj/J
REPORT TYPE : A1 27

CLINICAL OBSERVATION (SUMMARY)
ALL ANIMALS

SEX : MALE

PAGE : 44

Clinical sign	Group Name	Administration Week-day													
		17-1 1	17-1 2	17-2 1	17-2 2	17-3 1	17-3 2	17-4 1	17-4 2	17-5 1	17-5 2	17-6 1	17-6 2	17-7 1	17-7 2
NON REMARKABLE	Control	25	25	25	25	25	25	25	25	25	25	25	25	25	25
	50 mg/kg	25	25	25	25	25	25	25	25	25	25	25	25	25	25
	100 mg/kg	25	25	25	25	25	25	25	25	25	25	25	25	25	25
	200 mg/kg	23	23	23	23	23	23	23	23	23	23	23	23	22	22

(HAN190)

BAIS 6

STUDY NO. : 0906
 ANIMAL : B6.129S2-Trp53tm1Tyj/J
 REPORT TYPE : A1 27

CLINICAL OBSERVATION (SUMMARY)
 ALL ANIMALS

SEX : MALE

PAGE : 45

Clinical sign	Group Name	Administration Week-day													
		18-1 1	18-1 2	18-2 1	18-2 2	18-3 1	18-3 2	18-4 1	18-4 2	18-5 1	18-5 2	18-6 1	18-6 2	18-7 1	18-7 2
NON REMARKABLE	Control	25	25	25	25	25	25	25	25	25	25	25	25	25	25
	50 mg/kg	25	25	25	25	25	25	25	25	25	25	25	25	25	25
	100 mg/kg	25	25	25	25	25	25	25	25	25	25	25	25	25	25
	200 mg/kg	22	22	22	22	22	22	22	22	22	22	22	22	22	22

(HAN190)

BAIS 6

STUDY NO. : 0906
 ANIMAL : B6.129S2-Trp53tm1Tyj/J
 REPORT TYPE : A1 27

CLINICAL OBSERVATION (SUMMARY)
 ALL ANIMALS

SEX : MALE

PAGE : 46

Clinical sign	Group Name	Administration Week-day													
		19-1 1	19-1 2	19-2 1	19-2 2	19-3 1	19-3 2	19-4 1	19-4 2	19-5 1	19-5 2	19-6 1	19-6 2	19-7 1	19-7 2
NON REMARKABLE	Control	25	25	25	25	25	25	25	25	25	25	25	25	25	25
	50 mg/kg	25	25	25	25	25	25	25	25	24	24	24	24	24	24
	100 mg/kg	25	25	25	25	25	25	25	25	25	25	25	25	25	25
	200 mg/kg	22	22	22	22	22	22	22	22	21	21	21	21	21	21

(HAN190)

BAIS 6

STUDY NO. : 0906
ANIMAL : B6.129S2-Trp53tm1Tyj/J
REPORT TYPE : A1 27

CLINICAL OBSERVATION (SUMMARY)
ALL ANIMALS

SEX : MALE

PAGE : 47

Clinical sign	Group Name	Administration Week-day													
		20-1 1	20-1 2	20-2 1	20-2 2	20-3 1	20-3 2	20-4 1	20-4 2	20-5 1	20-5 2	20-6 1	20-6 2	20-7 1	20-7 2
NON REMARKABLE	Control	25	24	24	24	24	24	24	24	24	24	24	24	24	24
	50 mg/kg	24	24	24	24	24	24	24	24	24	24	24	24	24	24
	100 mg/kg	25	25	25	25	25	25	25	25	25	25	25	25	25	25
	200 mg/kg	21	20	20	20	20	20	20	20	20	20	20	20	20	20

(HAN190)

BAIS 6

STUDY NO. : 0906
 ANIMAL : B6.129S2-Trp53tm1Tyj/J
 REPORT TYPE : A1 27

CLINICAL OBSERVATION (SUMMARY)
 ALL ANIMALS

SEX : MALE

PAGE : 48

Clinical sign	Group Name	Administration Week-day													
		21-1 1	21-1 2	21-2 1	21-2 2	21-3 1	21-3 2	21-4 1	21-4 2	21-5 1	21-5 2	21-6 1	21-6 2	21-7 1	21-7 2
NON REMARKABLE	Control	24	24	24	24	24	24	24	24	24	24	24	24	24	24
	50 mg/kg	24	24	24	24	24	24	24	24	24	24	24	24	24	24
	100 mg/kg	25	25	25	25	25	25	25	25	25	25	25	25	25	25
	200 mg/kg	20	20	20	20	20	20	20	20	20	20	20	20	20	20

(HAN190)

BAIS 6

STUDY NO. : 0906
 ANIMAL : B6.129S2-Trp53tm1Tyj/J
 REPORT TYPE : A1 27

CLINICAL OBSERVATION (SUMMARY)
 ALL ANIMALS

SEX : MALE

PAGE : 49

Clinical sign	Group Name	Administration Week-day													
		22-1 1	22-1 2	22-2 1	22-2 2	22-3 1	22-3 2	22-4 1	22-4 2	22-5 1	22-5 2	22-6 1	22-6 2	22-7 1	22-7 2
NON REMARKABLE	Control	24	24	24	24	24	24	24	24	24	24	24	24	24	24
	50 mg/kg	24	24	24	24	24	24	24	24	24	24	24	24	24	24
	100 mg/kg	25	25	25	25	25	25	25	25	25	25	25	25	25	25
	200 mg/kg	20	20	20	20	20	20	20	20	20	20	20	20	20	20

(HAN190)

BAIS 6

STUDY NO. : 0906
 ANIMAL : B6.129S2-Trp53tm1Tyj/J
 REPORT TYPE : A1 27

CLINICAL OBSERVATION (SUMMARY)
 ALL ANIMALS

SEX : MALE

PAGE : 50

Clinical sign	Group Name	Administration Week-day													
		23-1 1	23-1 2	23-2 1	23-2 2	23-3 1	23-3 2	23-4 1	23-4 2	23-5 1	23-5 2	23-6 1	23-6 2	23-7 1	23-7 2
NON REMARKABLE	Control	24	24	24	24	24	24	24	24	24	24	24	24	24	24
	50 mg/kg	24	24	24	24	24	24	24	24	24	24	24	24	24	24
	100 mg/kg	25	25	25	25	25	25	25	25	25	25	25	25	25	25
	200 mg/kg	20	20	20	20	20	20	20	20	20	20	20	20	20	20

(HAN190)

BAIS 6

STUDY NO. : 0906
 ANIMAL : B6.129S2-Trp53tm1Tyj/J
 REPORT TYPE : A1 27

CLINICAL OBSERVATION (SUMMARY)
 ALL ANIMALS

SEX : MALE

PAGE : 51

Clinical sign	Group Name	Administration Week-day													
		24-1 1	24-1 2	24-2 1	24-2 2	24-3 1	24-3 2	24-4 1	24-4 2	24-5 1	24-5 2	24-6 1	24-6 2	24-7 1	24-7 2
NON REMARKABLE	Control	24	24	24	24	24	24	24	24	24	24	24	24	24	24
	50 mg/kg	24	24	24	24	24	24	24	24	24	24	24	24	24	24
	100 mg/kg	25	25	25	25	25	25	25	25	25	25	25	25	25	25
	200 mg/kg	20	20	20	20	20	20	20	20	20	20	20	20	20	20

(HAN190)

BAIS 6

STUDY NO. : 0906
 ANIMAL : B6.129S2-Trp53tm1Tyj/J
 REPORT TYPE : A1 27

CLINICAL OBSERVATION (SUMMARY)
 ALL ANIMALS

SEX : MALE

PAGE : 52

Clinical sign	Group Name	Administration Week-day													
		25-1 1	25-1 2	25-2 1	25-2 2	25-3 1	25-3 2	25-4 1	25-4 2	25-5 1	25-5 2	25-6 1	25-6 2	25-7 1	25-7 2
NON REMARKABLE	Control	24	24	24	24	24	24	24	24	24	24	24	24	24	24
	50 mg/kg	24	24	24	24	24	24	24	24	24	24	24	24	24	24
	100 mg/kg	25	25	25	25	25	25	25	25	25	25	25	25	25	25
	200 mg/kg	20	20	20	20	20	20	20	20	20	20	20	20	20	20

(HAN190)

BAIS 6

STUDY NO. : 0906
 ANIMAL : B6.129S2-Trp53tm1Tyj/J
 REPORT TYPE : A1 27

CLINICAL OBSERVATION (SUMMARY)
 ALL ANIMALS

SEX : MALE

PAGE : 53

Clinical sign	Group Name	Administration Week-day													
		26-1 1	26-1 2	26-2 1	26-2 2	26-3 1	26-3 2	26-4 1	26-4 2	26-5 1	26-5 2	26-6 1	26-6 2	26-7 1	26-7 2
NON REMARKABLE	Control	24	24	24	24	24	24	24	24	24	24	24	24	24	24
	50 mg/kg	24	24	24	24	24	24	24	24	24	24	24	23	23	23
	100 mg/kg	24	24	24	24	24	24	24	24	24	24	24	24	24	24
	200 mg/kg	20	20	20	20	20	20	20	20	20	20	20	20	20	20

(HAN190)

BAIS 6

STUDY NO. : 0906
ANIMAL : B6.129S2-Trp53tm1Tyj/J
REPORT TYPE : A1 27

CLINICAL OBSERVATION (SUMMARY)
ALL ANIMALS

SEX : MALE

PAGE : 54

Clinical sign	Group Name	Administration Week-day	
		27-1	27-1
		1	2
<hr/>			
NON REMARKABLE	Control	24	11
	50 mg/kg	23	9
	100 mg/kg	24	10
	200 mg/kg	20	8

(HAN190)

BAIS 6

TABLE A 4

CLINICAL OBSERVATION : FEMALE

(Control, 50, 100 and 200 mg/kg groups)

STUDY NO. : 0907
 ANIMAL : B6.129S2-Trp53tm1Tyj/J
 REPORT TYPE : A1 27

CLINICAL OBSERVATION (SUMMARY)
 ALL ANIMALS

SEX : FEMALE

PAGE : 1

Clinical sign	Group Name	Administration Week-day													
		1-1 1	1-1 2	1-2 1	1-2 2	1-3 1	1-3 2	1-4 1	1-4 2	1-5 1	1-5 2	1-6 1	1-6 2	1-7 1	1-7 2
DEATH	Control	0	0	0	0	0	0	0	0	0	0	0	0	0	0
	50 mg/kg	0	0	0	0	0	0	0	0	0	0	0	0	0	0
	100 mg/kg	0	0	0	0	0	0	0	0	0	0	0	0	0	0
	200 mg/kg	0	0	0	0	0	0	0	0	0	0	0	0	0	0
MORIBUND SACRIFICE	Control	0	0	0	0	0	0	0	0	0	0	0	0	0	0
	50 mg/kg	0	0	0	0	0	0	0	0	0	0	0	0	0	0
	100 mg/kg	0	0	0	0	0	0	0	0	0	0	0	0	0	0
	200 mg/kg	0	0	0	0	0	0	0	0	0	0	0	0	0	0
LOCOMOTOR MOVEMENT DECR	Control	0	0	0	0	0	0	0	0	0	0	0	0	0	0
	50 mg/kg	0	0	0	0	0	0	0	0	0	0	0	0	0	0
	100 mg/kg	0	0	0	0	0	0	0	0	0	0	0	0	0	0
	200 mg/kg	0	0	0	0	0	0	0	0	0	0	0	0	0	0
HUNCHBACK POSITION	Control	0	0	0	0	0	0	0	0	0	0	0	0	0	0
	50 mg/kg	0	0	0	0	0	0	0	0	0	0	0	0	0	0
	100 mg/kg	0	0	0	0	0	0	0	0	0	0	0	0	0	0
	200 mg/kg	0	0	0	0	0	0	0	0	0	0	0	0	0	0
WASTING	Control	0	0	0	0	0	0	0	0	0	0	0	0	0	0
	50 mg/kg	0	0	0	0	0	0	0	0	0	0	0	0	0	0
	100 mg/kg	0	0	0	0	0	0	0	0	0	0	0	0	0	0
	200 mg/kg	0	0	0	0	0	0	0	0	0	0	0	0	0	0
MALOCCLUSION	Control	0	0	0	0	0	0	0	0	0	0	0	0	0	0
	50 mg/kg	0	0	0	0	0	0	0	0	0	0	0	0	0	0
	100 mg/kg	0	0	0	0	0	0	0	0	0	0	0	0	0	0
	200 mg/kg	0	0	0	0	0	0	0	0	0	0	0	0	0	0
EXTERNAL MASS	Control	0	0	0	0	0	0	0	0	0	0	0	0	0	0
	50 mg/kg	0	0	0	0	0	0	0	0	0	0	0	0	0	0
	100 mg/kg	0	0	0	0	0	0	0	0	0	0	0	0	0	0
	200 mg/kg	0	0	0	0	0	0	0	0	0	0	0	0	0	0
M.NECK	Control	0	0	0	0	0	0	0	0	0	0	0	0	0	0
	50 mg/kg	0	0	0	0	0	0	0	0	0	0	0	0	0	0
	100 mg/kg	0	0	0	0	0	0	0	0	0	0	0	0	0	0
	200 mg/kg	0	0	0	0	0	0	0	0	0	0	0	0	0	0
M.HINDLIMB	Control	0	0	0	0	0	0	0	0	0	0	0	0	0	0
	50 mg/kg	0	0	0	0	0	0	0	0	0	0	0	0	0	0
	100 mg/kg	0	0	0	0	0	0	0	0	0	0	0	0	0	0
	200 mg/kg	0	0	0	0	0	0	0	0	0	0	0	0	0	0

STUDY NO. : 0907
 ANIMAL : B6.129S2-Trp53tm1Tyj/J
 REPORT TYPE : A1 27

CLINICAL OBSERVATION (SUMMARY)
 ALL ANIMALS

SEX : FEMALE

PAGE : 2

Clinical sign	Group Name	Administration Week-day													
		2-1 1	2-1 2	2-2 1	2-2 2	2-3 1	2-3 2	2-4 1	2-4 2	2-5 1	2-5 2	2-6 1	2-6 2	2-7 1	2-7 2
DEATH	Control	0	0	0	0	0	0	0	0	0	0	0	0	0	0
	50 mg/kg	0	0	0	0	0	0	0	0	0	0	0	0	0	0
	100 mg/kg	0	0	0	0	0	0	1	1	1	1	1	1	1	1
	200 mg/kg	0	0	0	0	0	0	0	0	0	0	0	0	0	0
MORIBUND SACRIFICE	Control	0	0	0	0	0	0	0	0	0	0	0	0	0	0
	50 mg/kg	0	0	0	0	0	0	0	0	0	0	0	0	0	0
	100 mg/kg	0	0	0	0	0	0	0	0	0	0	0	0	0	0
	200 mg/kg	0	0	0	0	0	0	0	0	0	0	0	0	0	0
LOCOMOTOR MOVEMENT DECR	Control	0	0	0	0	0	0	0	0	0	0	0	0	0	0
	50 mg/kg	0	0	0	0	0	0	0	0	0	0	0	0	0	0
	100 mg/kg	0	0	0	0	0	0	0	0	0	0	0	0	0	0
	200 mg/kg	0	0	0	0	0	0	0	0	0	0	0	0	0	0
HUNCHBACK POSITION	Control	0	0	0	0	0	0	0	0	0	0	0	0	0	0
	50 mg/kg	0	0	0	0	0	0	0	0	0	0	0	0	0	0
	100 mg/kg	0	0	0	0	0	0	0	0	0	0	0	0	0	0
	200 mg/kg	0	0	0	0	0	0	0	0	0	0	0	0	0	0
WASTING	Control	0	0	0	0	0	0	0	0	0	0	0	0	0	0
	50 mg/kg	0	0	0	0	0	0	0	0	0	0	0	0	0	0
	100 mg/kg	0	0	0	0	0	0	0	0	0	0	0	0	0	0
	200 mg/kg	0	0	0	0	0	0	0	0	0	0	0	0	0	0
MALOCCLUSION	Control	0	0	0	0	0	0	0	0	0	0	0	0	0	0
	50 mg/kg	0	0	0	0	0	0	0	0	0	0	0	0	0	0
	100 mg/kg	0	0	0	0	0	0	0	0	0	0	0	0	0	0
	200 mg/kg	0	0	0	0	0	0	0	0	0	0	0	0	0	0
EXTERNAL MASS	Control	0	0	0	0	0	0	0	0	0	0	0	0	0	0
	50 mg/kg	0	0	0	0	0	0	0	0	0	0	0	0	0	0
	100 mg/kg	0	0	0	0	0	0	0	0	0	0	0	0	0	0
	200 mg/kg	0	0	0	0	0	0	0	0	0	0	0	0	0	0
M. NECK	Control	0	0	0	0	0	0	0	0	0	0	0	0	0	0
	50 mg/kg	0	0	0	0	0	0	0	0	0	0	0	0	0	0
	100 mg/kg	0	0	0	0	0	0	0	0	0	0	0	0	0	0
	200 mg/kg	0	0	0	0	0	0	0	0	0	0	0	0	0	0
M. HINDLIMB	Control	0	0	0	0	0	0	0	0	0	0	0	0	0	0
	50 mg/kg	0	0	0	0	0	0	0	0	0	0	0	0	0	0
	100 mg/kg	0	0	0	0	0	0	0	0	0	0	0	0	0	0
	200 mg/kg	0	0	0	0	0	0	0	0	0	0	0	0	0	0

STUDY NO. : 0907
 ANIMAL : B6.129S2-Trp53tm1Tyj/J
 REPORT TYPE : A1 27

CLINICAL OBSERVATION (SUMMARY)
 ALL ANIMALS

SEX : FEMALE

PAGE : 3

Clinical sign	Group Name	Administration Week-day													
		3-1 1	3-1 2	3-2 1	3-2 2	3-3 1	3-3 2	3-4 1	3-4 2	3-5 1	3-5 2	3-6 1	3-6 2	3-7 1	3-7 2
DEATH	Control	0	0	0	0	0	0	0	0	0	0	0	0	0	0
	50 mg/kg	0	0	0	0	0	0	0	0	0	0	0	0	0	0
	100 mg/kg	1	1	1	1	1	1	1	1	1	1	1	1	1	1
	200 mg/kg	0	0	0	0	0	0	0	0	0	0	0	0	0	0
MORIBUND SACRIFICE	Control	0	0	0	0	0	0	0	0	0	0	0	0	0	0
	50 mg/kg	0	0	0	0	0	0	0	0	0	0	0	0	0	0
	100 mg/kg	0	0	0	0	0	0	0	0	0	0	0	0	0	0
	200 mg/kg	0	0	0	0	0	0	0	0	0	0	0	0	0	0
LOCOMOTOR MOVEMENT DECR	Control	0	0	0	0	0	0	0	0	0	0	0	0	0	0
	50 mg/kg	0	0	0	0	0	0	0	0	0	0	0	0	0	0
	100 mg/kg	0	0	0	0	0	0	0	0	0	0	0	0	0	0
	200 mg/kg	0	0	0	0	0	0	0	0	0	0	0	0	0	0
HUNCHBACK POSITION	Control	0	0	0	0	0	0	0	0	0	0	0	0	0	0
	50 mg/kg	0	0	0	0	0	0	0	0	0	0	0	0	0	0
	100 mg/kg	0	0	0	0	0	0	0	0	0	0	0	0	0	0
	200 mg/kg	0	0	0	0	0	0	0	0	0	0	0	0	0	0
WASTING	Control	0	0	0	0	0	0	0	0	0	0	0	0	0	0
	50 mg/kg	0	0	0	0	0	0	0	0	0	0	0	0	0	0
	100 mg/kg	0	0	0	0	0	0	0	0	0	0	0	0	0	0
	200 mg/kg	0	0	0	0	0	0	0	0	0	0	0	0	0	0
MALOCCLUSION	Control	0	0	0	0	0	0	0	0	0	0	0	0	0	0
	50 mg/kg	0	0	0	0	0	0	0	0	0	0	0	0	0	0
	100 mg/kg	0	0	0	0	0	0	0	0	0	0	0	0	0	0
	200 mg/kg	0	0	0	0	0	0	0	0	0	0	0	0	0	0
EXTERNAL MASS	Control	0	0	0	0	0	0	0	0	0	0	0	0	0	0
	50 mg/kg	0	0	0	0	0	0	0	0	0	0	0	0	0	0
	100 mg/kg	0	0	0	0	0	0	0	0	0	0	0	0	0	0
	200 mg/kg	0	0	0	0	0	0	0	0	0	0	0	0	0	0
M.NECK	Control	0	0	0	0	0	0	0	0	0	0	0	0	0	0
	50 mg/kg	0	0	0	0	0	0	0	0	0	0	0	0	0	0
	100 mg/kg	0	0	0	0	0	0	0	0	0	0	0	0	0	0
	200 mg/kg	0	0	0	0	0	0	0	0	0	0	0	0	0	0
M.HINDLIMB	Control	0	0	0	0	0	0	0	0	0	0	0	0	0	0
	50 mg/kg	0	0	0	0	0	0	0	0	0	0	0	0	0	0
	100 mg/kg	0	0	0	0	0	0	0	0	0	0	0	0	0	0
	200 mg/kg	0	0	0	0	0	0	0	0	0	0	0	0	0	0

STUDY NO. : 0907
 ANIMAL : B6.129S2-Trp53tm1Tyj/J
 REPORT TYPE : A1 27

CLINICAL OBSERVATION (SUMMARY)
 ALL ANIMALS

SEX : FEMALE

PAGE : 4

Clinical sign	Group Name	Administration Week-day													
		4-1 1	4-1 2	4-2 1	4-2 2	4-3 1	4-3 2	4-4 1	4-4 2	4-5 1	4-5 2	4-6 1	4-6 2	4-7 1	4-7 2
DEATH	Control	0	0	0	0	0	0	0	0	0	0	0	0	0	0
	50 mg/kg	0	0	0	0	0	0	0	0	0	0	0	0	0	0
	100 mg/kg	1	1	1	1	1	1	1	1	1	1	1	1	1	1
	200 mg/kg	0	0	0	0	0	0	0	0	0	0	0	0	0	0
MORIBUND SACRIFICE	Control	0	0	0	0	0	0	0	0	0	0	0	0	0	0
	50 mg/kg	0	0	0	0	0	0	0	0	0	0	0	0	0	0
	100 mg/kg	0	0	0	0	0	0	0	0	0	0	0	0	0	0
	200 mg/kg	0	0	0	0	0	0	0	0	0	0	0	0	0	0
LOCOMOTOR MOVEMENT DECR	Control	0	0	0	0	0	0	0	0	0	0	0	0	0	0
	50 mg/kg	0	0	0	0	0	0	0	0	0	0	0	0	0	0
	100 mg/kg	0	0	0	0	0	0	0	0	1	1	1	1	1	1
	200 mg/kg	0	0	0	0	0	0	0	0	0	0	0	0	0	0
HUNCHBACK POSITION	Control	0	0	0	0	0	0	0	0	0	0	0	0	0	0
	50 mg/kg	0	0	0	0	0	0	0	0	0	0	0	0	0	0
	100 mg/kg	0	0	0	0	0	0	0	0	0	0	0	0	0	0
	200 mg/kg	0	0	0	0	0	0	0	0	0	0	0	0	0	0
WASTING	Control	0	0	0	0	0	0	0	0	0	0	0	0	0	0
	50 mg/kg	0	0	0	0	0	0	0	0	0	0	0	0	0	0
	100 mg/kg	0	0	0	0	0	0	0	0	0	0	0	0	0	0
	200 mg/kg	0	0	0	0	0	0	0	0	0	0	0	0	0	0
MALOCCCLUSION	Control	0	0	0	0	0	0	0	0	0	0	0	0	0	0
	50 mg/kg	0	0	0	0	0	0	0	0	0	0	0	0	0	0
	100 mg/kg	0	0	0	0	0	0	0	0	1	1	1	1	1	1
	200 mg/kg	0	0	0	0	0	0	0	0	0	0	0	0	0	0
EXTERNAL MASS	Control	0	0	0	0	0	0	0	0	0	0	0	0	0	0
	50 mg/kg	0	0	0	0	0	0	0	0	0	0	0	0	0	0
	100 mg/kg	0	0	0	0	0	0	0	0	0	0	0	0	0	0
	200 mg/kg	0	0	0	0	0	0	0	0	0	0	0	0	0	0
M. NECK	Control	0	0	0	0	0	0	0	0	0	0	0	0	0	0
	50 mg/kg	0	0	0	0	0	0	0	0	0	0	0	0	0	0
	100 mg/kg	0	0	0	0	0	0	0	0	0	0	0	0	0	0
	200 mg/kg	0	0	0	0	0	0	0	0	0	0	0	0	0	0
M. HINDLIMB	Control	0	0	0	0	0	0	0	0	0	0	0	0	0	0
	50 mg/kg	0	0	0	0	0	0	0	0	0	0	0	0	0	0
	100 mg/kg	0	0	0	0	0	0	0	0	0	0	0	0	0	0
	200 mg/kg	0	0	0	0	0	0	0	0	0	0	0	0	0	0

STUDY NO. : 0907
 ANIMAL : B6.129S2-Trp53tm1Tyj/J
 REPORT TYPE : A1 27

CLINICAL OBSERVATION (SUMMARY)
 ALL ANIMALS

SEX : FEMALE

PAGE : 5

Clinical sign	Group Name	Administration Week-day													
		5-1 1	5-1 2	5-2 1	5-2 2	5-3 1	5-3 2	5-4 1	5-4 2	5-5 1	5-5 2	5-6 1	5-6 2	5-7 1	5-7 2
DEATH	Control	0	0	0	0	0	0	0	0	0	0	0	0	0	0
	50 mg/kg	0	0	0	0	0	0	0	0	0	0	0	0	0	0
	100 mg/kg	1	1	1	1	1	1	1	1	1	1	1	1	1	1
	200 mg/kg	0	0	0	0	0	0	0	0	0	0	0	0	0	0
MORIBUND SACRIFICE	Control	0	0	0	0	0	0	0	0	0	0	0	0	0	0
	50 mg/kg	0	0	0	0	0	0	0	0	0	0	0	0	0	0
	100 mg/kg	0	0	0	0	0	0	0	0	1	1	1	1	1	1
	200 mg/kg	0	0	0	0	0	0	0	0	0	0	0	0	0	0
LOCOMOTOR MOVEMENT DECR	Control	0	0	0	0	0	0	0	0	0	0	0	0	0	0
	50 mg/kg	0	0	0	0	0	0	0	0	0	0	0	0	0	0
	100 mg/kg	1	1	1	1	1	1	1	1	0	0	0	0	0	0
	200 mg/kg	0	0	0	0	0	0	0	0	0	0	0	0	0	0
HUNCHBACK POSITION	Control	0	0	0	0	0	0	0	0	0	0	0	0	0	0
	50 mg/kg	0	0	0	0	0	0	0	0	0	0	0	0	0	0
	100 mg/kg	0	0	0	0	0	0	0	0	0	0	0	0	0	0
	200 mg/kg	0	0	0	0	0	0	0	0	0	0	0	0	0	0
WASTING	Control	0	0	0	0	0	0	0	0	0	0	0	0	0	0
	50 mg/kg	0	0	0	0	0	0	0	0	0	0	0	0	0	0
	100 mg/kg	0	0	0	0	0	0	0	0	0	0	0	0	0	0
	200 mg/kg	0	0	0	0	0	0	0	0	0	0	0	0	0	0
MALOCCLUSION	Control	0	0	0	0	0	0	0	0	0	0	0	0	0	0
	50 mg/kg	0	0	0	0	0	0	0	0	0	0	0	0	0	0
	100 mg/kg	1	1	1	1	1	1	1	1	0	0	0	0	0	0
	200 mg/kg	0	0	0	0	0	0	0	0	0	0	0	0	0	0
EXTERNAL MASS	Control	0	0	0	0	0	0	0	0	0	0	0	0	0	0
	50 mg/kg	0	0	0	0	0	0	0	0	0	0	0	0	0	0
	100 mg/kg	0	0	0	0	0	0	0	0	0	0	0	0	0	0
	200 mg/kg	0	0	0	0	0	0	0	0	0	0	0	0	0	0
M. NECK	Control	0	0	0	0	0	0	0	0	0	0	0	0	0	0
	50 mg/kg	0	0	0	0	0	0	0	0	0	0	0	0	0	0
	100 mg/kg	0	0	0	0	0	0	0	0	0	0	0	0	0	0
	200 mg/kg	0	0	0	0	0	0	0	0	0	0	0	0	0	0
M. HINDLIMB	Control	0	0	0	0	0	0	0	0	0	0	0	0	0	0
	50 mg/kg	0	0	0	0	0	0	0	0	0	0	0	0	0	0
	100 mg/kg	0	0	0	0	0	0	0	0	0	0	0	0	0	0
	200 mg/kg	0	0	0	0	0	0	0	0	0	0	0	0	0	0

STUDY NO. : 0907
 ANIMAL : B6.129S2-Trp53tm1Tyj/J
 REPORT TYPE : A1 27

CLINICAL OBSERVATION (SUMMARY)
 ALL ANIMALS

SEX : FEMALE

PAGE : 6

Clinical sign	Group Name	Administration Week-day													
		6-1 1	6-1 2	6-2 1	6-2 2	6-3 1	6-3 2	6-4 1	6-4 2	6-5 1	6-5 2	6-6 1	6-6 2	6-7 1	6-7 2
DEATH	Control	0	0	0	0	0	0	0	0	0	0	0	0	0	0
	50 mg/kg	0	0	0	0	0	0	0	0	0	0	0	0	0	0
	100 mg/kg	1	1	1	1	1	1	1	1	1	1	1	1	1	1
	200 mg/kg	0	0	0	0	0	0	0	0	0	0	0	0	0	0
MORIBUND SACRIFICE	Control	0	0	0	0	0	0	0	0	0	0	0	0	0	0
	50 mg/kg	0	0	0	0	0	0	0	0	0	0	0	0	0	0
	100 mg/kg	1	1	1	1	1	1	1	1	1	1	1	1	1	1
	200 mg/kg	0	0	0	0	0	0	0	0	0	0	0	0	0	0
LOCOMOTOR MOVEMENT DECR	Control	0	0	0	0	0	0	0	0	0	0	0	0	0	0
	50 mg/kg	0	0	0	0	0	0	0	0	0	0	0	0	0	0
	100 mg/kg	0	0	0	0	0	0	0	0	0	0	0	0	0	0
	200 mg/kg	0	0	0	0	0	0	0	0	0	0	0	0	0	0
HUNCHBACK POSITION	Control	0	0	0	0	0	0	0	0	0	0	0	0	0	0
	50 mg/kg	0	0	0	0	0	0	0	0	0	0	0	0	0	0
	100 mg/kg	0	0	0	0	0	0	0	0	0	0	0	0	0	0
	200 mg/kg	0	0	0	0	0	0	0	0	0	0	0	0	0	0
WASTING	Control	0	0	0	0	0	0	0	0	0	0	0	0	0	0
	50 mg/kg	0	0	0	0	0	0	0	0	0	0	0	0	0	0
	100 mg/kg	0	0	0	0	0	0	0	0	0	0	0	0	0	0
	200 mg/kg	0	0	0	0	0	0	0	0	0	0	0	0	0	0
MALOCCCLUSION	Control	0	0	0	0	0	0	0	0	0	0	0	0	0	0
	50 mg/kg	0	0	0	0	0	0	0	0	0	0	0	0	0	0
	100 mg/kg	0	0	0	0	0	0	0	0	0	0	0	0	0	0
	200 mg/kg	0	0	0	0	0	0	0	0	0	0	0	0	0	0
EXTERNAL MASS	Control	0	0	0	0	0	0	0	0	0	0	0	0	0	0
	50 mg/kg	0	0	0	0	0	0	0	0	0	0	0	0	0	0
	100 mg/kg	0	0	0	0	0	0	0	0	0	0	0	0	0	0
	200 mg/kg	0	0	0	0	0	0	0	0	0	0	0	0	0	0
M.NECK	Control	0	0	0	0	0	0	0	0	0	0	0	0	0	0
	50 mg/kg	0	0	0	0	0	0	0	0	0	0	0	0	0	0
	100 mg/kg	0	0	0	0	0	0	0	0	0	0	0	0	0	0
	200 mg/kg	0	0	0	0	0	0	0	0	0	0	0	0	0	0
M.HINDLIMB	Control	0	0	0	0	0	0	0	0	0	0	0	0	0	0
	50 mg/kg	0	0	0	0	0	0	0	0	0	0	0	0	0	0
	100 mg/kg	0	0	0	0	0	0	0	0	0	0	0	0	0	0
	200 mg/kg	0	0	0	0	0	0	0	0	0	0	0	0	0	0

STUDY NO. : 0907
 ANIMAL : B6.129S2-Trp53tm1Tyj/J
 REPORT TYPE : A1 27

CLINICAL OBSERVATION (SUMMARY)
 ALL ANIMALS

SEX : FEMALE

PAGE : 7

Clinical sign	Group Name	Administration Week-day													
		7-1 1	7-1 2	7-2 1	7-2 2	7-3 1	7-3 2	7-4 1	7-4 2	7-5 1	7-5 2	7-6 1	7-6 2	7-7 1	7-7 2
DEATH	Control	0	0	0	0	0	0	0	0	0	0	0	0	0	0
	50 mg/kg	0	0	0	0	0	0	0	0	0	0	0	0	0	0
	100 mg/kg	1	1	1	1	1	1	1	1	1	1	1	1	1	1
	200 mg/kg	0	0	0	0	0	0	0	0	0	0	0	0	0	0
MORIBUND SACRIFICE	Control	0	0	0	0	0	0	0	0	0	0	0	0	0	0
	50 mg/kg	0	0	0	0	0	0	0	0	0	0	0	0	0	0
	100 mg/kg	1	1	1	1	1	1	1	1	1	1	1	1	1	1
	200 mg/kg	0	0	0	0	0	0	0	0	0	1	1	1	1	1
LOCOMOTOR MOVEMENT DECR	Control	0	0	0	0	0	0	0	0	0	0	0	0	0	0
	50 mg/kg	0	0	0	0	0	0	0	0	0	0	0	0	0	0
	100 mg/kg	0	0	0	0	0	0	0	0	0	0	0	0	0	0
	200 mg/kg	0	0	0	0	0	0	0	0	0	0	0	0	0	0
HUNCHBACK POSITION	Control	0	0	0	0	0	0	0	0	0	0	0	0	0	0
	50 mg/kg	0	0	0	0	0	0	0	0	0	0	0	0	0	0
	100 mg/kg	0	0	0	0	0	0	0	0	0	0	0	0	0	0
	200 mg/kg	0	0	0	0	0	0	0	0	0	0	0	0	0	0
WASTING	Control	0	0	0	0	0	0	0	0	0	0	0	0	0	0
	50 mg/kg	0	0	0	0	0	0	0	0	0	0	0	0	0	0
	100 mg/kg	0	0	0	0	0	0	0	0	0	0	0	0	0	0
	200 mg/kg	0	0	0	0	0	0	0	0	0	1	1	1	1	1
MALOCCLUSION	Control	0	0	0	0	0	0	0	0	0	0	0	0	0	0
	50 mg/kg	0	0	0	0	0	0	0	0	0	0	0	0	0	0
	100 mg/kg	0	0	0	0	0	0	0	0	0	0	0	0	0	0
	200 mg/kg	0	0	0	0	0	0	0	0	0	0	0	0	0	0
EXTERNAL MASS	Control	0	0	0	0	0	0	0	0	0	0	0	0	0	0
	50 mg/kg	0	0	0	0	0	0	0	0	0	0	0	0	0	0
	100 mg/kg	0	0	0	0	0	0	0	0	0	0	0	0	0	0
	200 mg/kg	0	0	0	0	0	0	0	0	0	0	0	0	0	0
M.NECK	Control	0	0	0	0	0	0	0	0	0	0	0	0	0	0
	50 mg/kg	0	0	0	0	0	0	0	0	0	0	0	0	0	0
	100 mg/kg	0	0	0	0	0	0	0	0	0	0	0	0	0	0
	200 mg/kg	0	0	0	0	0	0	0	0	0	0	0	0	0	0
M.HINDLIMB	Control	0	0	0	0	0	0	0	0	0	0	0	0	0	0
	50 mg/kg	0	0	0	0	0	0	0	0	0	0	0	0	0	0
	100 mg/kg	0	0	0	0	0	0	0	0	0	0	0	0	0	0
	200 mg/kg	0	0	0	0	0	0	0	0	0	0	0	0	0	0

STUDY NO. : 0907
 ANIMAL : B6.129S2-Trp53tm1Tyj/J
 REPORT TYPE : A1 27

CLINICAL OBSERVATION (SUMMARY)
 ALL ANIMALS

SEX : FEMALE

PAGE : 8

Clinical sign	Group Name	Administration Week-day													
		8-1 1	8-1 2	8-2 1	8-2 2	8-3 1	8-3 2	8-4 1	8-4 2	8-5 1	8-5 2	8-6 1	8-6 2	8-7 1	8-7 2
DEATH	Control	0	0	0	0	0	0	0	0	0	0	0	0	0	0
	50 mg/kg	0	0	0	0	0	0	0	0	0	0	0	0	0	0
	100 mg/kg	1	1	1	1	1	1	1	1	1	1	1	1	1	1
	200 mg/kg	0	0	0	0	0	0	0	0	0	0	0	0	0	0
MORIBUND SACRIFICE	Control	0	0	0	0	0	0	0	0	0	0	0	0	0	0
	50 mg/kg	0	0	0	0	0	0	0	0	0	0	0	0	0	0
	100 mg/kg	1	1	1	1	1	1	1	1	1	1	1	1	1	1
	200 mg/kg	1	1	1	1	1	1	1	1	1	1	1	1	1	1
LOCOMOTOR MOVEMENT DECR	Control	0	0	0	0	0	0	0	0	0	0	0	0	0	0
	50 mg/kg	0	0	0	0	0	0	0	0	0	0	0	0	0	0
	100 mg/kg	0	0	0	0	0	0	0	0	0	0	0	0	0	0
	200 mg/kg	0	0	0	0	0	0	0	0	0	0	0	0	0	0
HUNCHBACK POSITION	Control	0	0	0	0	0	0	0	0	0	0	0	0	0	0
	50 mg/kg	0	0	0	0	0	0	0	0	0	0	0	0	0	0
	100 mg/kg	0	0	0	0	0	0	0	0	0	0	0	0	0	0
	200 mg/kg	0	0	0	0	0	0	0	0	0	0	0	0	0	0
WASTING	Control	0	0	0	0	0	0	0	0	0	0	0	0	0	0
	50 mg/kg	0	0	0	0	0	0	0	0	0	0	0	0	0	0
	100 mg/kg	0	0	0	0	0	0	0	0	0	0	0	0	0	0
	200 mg/kg	2	2	2	2	2	2	2	2	2	2	2	2	2	2
MALOCCLUSION	Control	0	0	0	0	0	0	0	0	0	0	0	0	0	0
	50 mg/kg	0	0	0	0	0	0	0	0	0	0	0	0	0	0
	100 mg/kg	0	0	0	0	0	0	0	0	0	0	0	0	0	0
	200 mg/kg	0	0	0	0	0	0	0	0	0	0	0	0	0	0
EXTERNAL MASS	Control	0	0	0	0	0	0	0	0	0	0	0	0	0	0
	50 mg/kg	0	0	0	0	0	0	0	0	0	0	0	0	0	0
	100 mg/kg	0	0	0	0	0	0	0	0	0	0	0	0	0	0
	200 mg/kg	0	0	0	0	0	0	0	0	0	0	0	0	0	0
M. NECK	Control	0	0	0	0	0	0	0	0	0	0	0	0	0	0
	50 mg/kg	0	0	0	0	0	0	0	0	0	0	0	0	0	0
	100 mg/kg	0	0	0	0	0	0	0	0	0	0	0	0	0	0
	200 mg/kg	0	0	0	0	0	0	0	0	0	0	0	0	0	0
M. HINDLIMB	Control	0	0	0	0	0	0	0	0	0	0	0	0	0	0
	50 mg/kg	0	0	0	0	0	0	0	0	0	0	0	0	0	0
	100 mg/kg	0	0	0	0	0	0	0	0	0	0	0	0	0	0
	200 mg/kg	0	0	0	0	0	0	0	0	0	0	0	0	0	0

STUDY NO. : 0907
 ANIMAL : B6.129S2-Trp53tm1Tyj/J
 REPORT TYPE : A1 27

CLINICAL OBSERVATION (SUMMARY)
 ALL ANIMALS

SEX : FEMALE

PAGE : 9

Clinical sign	Group Name	Administration Week-day													
		9-1 1	9-1 2	9-2 1	9-2 2	9-3 1	9-3 2	9-4 1	9-4 2	9-5 1	9-5 2	9-6 1	9-6 2	9-7 1	9-7 2
DEATH	Control	0	0	0	0	0	0	0	0	0	0	0	0	0	0
	50 mg/kg	0	0	0	0	0	0	0	0	0	0	0	0	0	0
	100 mg/kg	1	1	1	1	1	1	1	1	1	1	1	1	1	1
	200 mg/kg	0	0	0	0	0	0	0	0	0	0	0	0	0	0
MORIBUND SACRIFICE	Control	0	0	0	0	0	0	0	0	0	0	0	0	0	0
	50 mg/kg	0	0	0	0	0	0	0	0	0	0	0	0	0	0
	100 mg/kg	1	1	1	1	1	1	1	1	1	1	1	1	1	1
	200 mg/kg	1	1	1	1	1	1	1	1	1	1	2	2	2	2
LOCOMOTOR MOVEMENT DECR	Control	0	0	0	0	0	0	0	0	0	0	0	0	0	0
	50 mg/kg	0	0	0	0	0	0	0	0	0	0	0	0	0	0
	100 mg/kg	0	0	0	0	0	0	0	0	0	0	0	0	0	0
	200 mg/kg	0	0	0	0	0	0	0	0	0	0	0	0	0	0
HUNCHBACK POSITION	Control	0	0	0	0	0	0	0	0	0	0	0	0	0	0
	50 mg/kg	0	0	0	0	0	0	0	0	0	0	0	0	0	0
	100 mg/kg	0	0	0	0	0	0	0	0	0	0	0	0	0	0
	200 mg/kg	0	0	0	0	0	0	0	0	0	0	0	0	0	0
WASTING	Control	0	0	0	0	0	0	0	0	0	0	0	0	0	0
	50 mg/kg	0	0	0	0	0	0	0	0	0	0	0	0	0	0
	100 mg/kg	0	0	0	0	0	0	0	0	0	0	0	0	0	0
	200 mg/kg	2	2	2	2	2	2	1	1	1	1	0	0	0	0
MALOCCCLUSION	Control	0	0	0	0	0	0	0	0	0	0	0	0	0	0
	50 mg/kg	0	0	0	0	0	0	0	0	0	0	0	0	0	0
	100 mg/kg	0	0	0	0	0	0	0	0	0	0	0	0	0	0
	200 mg/kg	0	0	0	0	0	0	0	0	0	0	0	0	0	0
EXTERNAL MASS	Control	0	0	0	0	0	0	0	0	0	0	0	0	0	0
	50 mg/kg	0	0	0	0	0	0	0	0	0	0	0	0	0	0
	100 mg/kg	0	0	0	0	0	0	0	0	0	0	0	0	0	0
	200 mg/kg	0	0	0	0	0	0	0	0	0	0	0	1	1	1
M.NECK	Control	0	0	0	0	0	0	0	0	0	0	0	0	0	0
	50 mg/kg	0	0	0	0	0	0	0	0	0	0	0	0	0	0
	100 mg/kg	0	0	0	0	0	0	0	0	0	0	0	0	0	0
	200 mg/kg	0	0	0	0	0	0	0	0	0	0	0	0	0	0
M.HINDLIMB	Control	0	0	0	0	0	0	0	0	0	0	0	0	0	0
	50 mg/kg	0	0	0	0	0	0	0	0	0	0	0	0	0	0
	100 mg/kg	0	0	0	0	0	0	0	0	0	0	0	0	0	0
	200 mg/kg	0	0	0	0	0	0	0	0	0	0	0	1	1	1

STUDY NO. : 0907
 ANIMAL : B6.129S2-Trp53tm1Tyj/J
 REPORT TYPE : A1 27

CLINICAL OBSERVATION (SUMMARY)
 ALL ANIMALS

SEX : FEMALE

PAGE : 10

Clinical sign	Group Name	Administration Week-day													
		10-1 1	10-1 2	10-2 1	10-2 2	10-3 1	10-3 2	10-4 1	10-4 2	10-5 1	10-5 2	10-6 1	10-6 2	10-7 1	10-7 2
DEATH	Control	0	0	0	0	0	0	0	0	0	0	0	0	0	0
	50 mg/kg	0	0	0	0	0	0	0	0	0	0	0	0	0	0
	100 mg/kg	1	1	1	1	1	1	1	1	1	1	1	1	1	1
	200 mg/kg	0	0	0	0	0	0	0	0	0	0	0	0	0	0
MORIBUND SACRIFICE	Control	0	0	0	0	0	0	0	0	0	0	0	0	0	0
	50 mg/kg	0	0	0	0	0	0	0	0	0	0	0	0	0	0
	100 mg/kg	1	1	1	1	1	1	1	1	1	1	1	1	1	1
	200 mg/kg	2	2	2	2	2	2	2	2	2	2	2	2	2	2
LOCOMOTOR MOVEMENT DECR	Control	0	0	0	0	0	0	0	0	0	0	0	0	0	0
	50 mg/kg	0	0	0	0	0	0	0	0	0	0	0	0	0	0
	100 mg/kg	0	0	0	0	0	0	0	0	0	0	0	0	0	0
	200 mg/kg	0	0	0	0	0	0	0	0	0	0	0	0	0	0
HUNCHBACK POSITION	Control	0	0	0	0	0	0	0	0	0	0	0	0	0	0
	50 mg/kg	0	0	0	0	0	0	0	0	0	0	0	0	0	0
	100 mg/kg	0	0	0	0	0	0	0	0	0	0	0	0	0	0
	200 mg/kg	0	0	0	0	0	0	0	0	0	0	0	0	0	0
WASTING	Control	0	0	0	0	0	0	0	0	0	0	0	0	0	0
	50 mg/kg	0	0	0	0	0	0	0	0	0	0	0	0	0	0
	100 mg/kg	0	0	0	0	0	0	0	0	0	0	0	0	0	0
	200 mg/kg	0	0	0	0	0	0	0	0	0	0	0	0	0	0
MALOCCLUSION	Control	0	0	0	0	0	0	0	0	0	0	0	0	0	0
	50 mg/kg	0	0	0	0	0	0	0	0	0	0	0	0	0	0
	100 mg/kg	0	0	0	0	0	0	0	0	0	0	0	0	0	0
	200 mg/kg	0	0	0	0	0	0	0	0	0	0	0	0	0	0
EXTERNAL MASS	Control	0	0	0	0	0	0	0	0	0	0	0	0	0	0
	50 mg/kg	0	0	0	0	0	0	0	0	0	0	0	0	0	0
	100 mg/kg	0	0	0	0	0	0	0	0	0	0	0	0	0	0
	200 mg/kg	1	1	1	1	1	1	1	1	1	1	1	1	1	1
M.NECK	Control	0	0	0	0	0	0	0	0	0	0	0	0	0	0
	50 mg/kg	0	0	0	0	0	0	0	0	0	0	0	0	0	0
	100 mg/kg	0	0	0	0	0	0	0	0	0	0	0	0	0	0
	200 mg/kg	0	0	0	0	0	0	0	0	0	0	0	0	0	0
M.HINDLIMB	Control	0	0	0	0	0	0	0	0	0	0	0	0	0	0
	50 mg/kg	0	0	0	0	0	0	0	0	0	0	0	0	0	0
	100 mg/kg	0	0	0	0	0	0	0	0	0	0	0	0	0	0
	200 mg/kg	1	1	1	1	1	1	1	1	1	1	1	1	1	1

STUDY NO. : 0907
 ANIMAL : B6.129S2-Trp53tm1Tyj/J
 REPORT TYPE : A1 27

CLINICAL OBSERVATION (SUMMARY)
 ALL ANIMALS

SEX : FEMALE

PAGE : 11

Clinical sign	Group Name	Administration Week-day													
		11-1 1	11-1 2	11-2 1	11-2 2	11-3 1	11-3 2	11-4 1	11-4 2	11-5 1	11-5 2	11-6 1	11-6 2	11-7 1	11-7 2
DEATH	Control	0	0	0	0	0	0	0	0	0	0	0	0	0	0
	50 mg/kg	0	0	0	0	0	0	0	0	0	0	0	0	0	0
	100 mg/kg	1	1	1	1	1	1	1	1	1	1	1	1	1	1
	200 mg/kg	0	0	0	0	0	0	0	0	0	0	0	0	0	0
MORIBUND SACRIFICE	Control	0	0	0	0	0	0	0	0	0	0	0	0	0	0
	50 mg/kg	0	0	0	0	0	0	0	0	0	0	0	0	0	0
	100 mg/kg	1	1	1	1	1	1	1	1	1	1	1	1	1	1
	200 mg/kg	2	2	2	2	2	2	2	2	2	2	2	2	2	2
LOCOMOTOR MOVEMENT DECR	Control	0	0	0	0	0	0	0	0	0	0	0	0	0	0
	50 mg/kg	0	0	0	0	0	0	0	0	0	0	0	0	0	0
	100 mg/kg	0	0	0	0	0	0	0	0	0	0	0	0	0	0
	200 mg/kg	0	0	0	0	0	0	0	0	0	0	0	0	0	0
HUNCHBACK POSITION	Control	0	0	0	0	0	0	0	0	0	0	0	0	0	0
	50 mg/kg	0	0	0	0	0	0	0	0	0	0	0	0	0	0
	100 mg/kg	0	0	0	0	0	0	0	0	0	0	0	0	0	0
	200 mg/kg	0	0	0	0	0	0	0	0	0	0	0	0	0	0
WASTING	Control	0	0	0	0	0	0	0	0	0	0	0	0	0	0
	50 mg/kg	0	0	0	0	0	0	0	0	0	0	0	0	0	0
	100 mg/kg	0	0	0	0	0	0	0	0	0	0	0	0	0	0
	200 mg/kg	0	0	0	0	0	0	0	0	0	0	0	0	0	0
MALOCCLUSION	Control	0	0	0	0	0	0	0	0	0	0	0	0	0	0
	50 mg/kg	0	0	0	0	0	0	0	0	0	0	0	0	0	0
	100 mg/kg	0	0	0	0	0	0	0	0	0	0	0	0	0	0
	200 mg/kg	0	0	0	0	0	0	0	0	0	0	0	0	0	0
EXTERNAL MASS	Control	0	0	0	0	0	0	0	0	0	0	0	0	0	0
	50 mg/kg	0	0	0	0	0	0	0	0	0	0	0	0	0	0
	100 mg/kg	0	0	0	0	0	0	0	0	0	0	0	0	0	0
	200 mg/kg	1	1	1	1	1	1	1	1	1	1	1	1	1	1
M.NECK	Control	0	0	0	0	0	0	0	0	0	0	0	0	0	0
	50 mg/kg	0	0	0	0	0	0	0	0	0	0	0	0	0	0
	100 mg/kg	0	0	0	0	0	0	0	0	0	0	0	0	0	0
	200 mg/kg	0	0	0	0	0	0	0	0	0	0	0	0	0	0
M.HINDLIMB	Control	0	0	0	0	0	0	0	0	0	0	0	0	0	0
	50 mg/kg	0	0	0	0	0	0	0	0	0	0	0	0	0	0
	100 mg/kg	0	0	0	0	0	0	0	0	0	0	0	0	0	0
	200 mg/kg	1	1	1	1	1	1	1	1	1	1	1	1	1	1

STUDY NO. : 0907
 ANIMAL : B6.129S2-Trp53tm1Tyj/J
 REPORT TYPE : A1 27

CLINICAL OBSERVATION (SUMMARY)
 ALL ANIMALS

SEX : FEMALE

PAGE : 12

Clinical sign	Group Name	Administration Week-day													
		12-1 1	12-1 2	12-2 1	12-2 2	12-3 1	12-3 2	12-4 1	12-4 2	12-5 1	12-5 2	12-6 1	12-6 2	12-7 1	12-7 2
DEATH	Control	0	0	0	0	0	0	0	0	0	0	0	0	0	0
	50 mg/kg	0	0	0	0	0	0	0	0	0	0	0	0	0	0
	100 mg/kg	1	1	1	1	1	1	1	1	1	1	1	1	1	1
	200 mg/kg	0	0	0	0	0	0	0	0	0	0	0	0	0	0
MORIBUND SACRIFICE	Control	0	0	0	0	0	0	0	0	0	0	0	0	0	0
	50 mg/kg	0	0	0	0	0	0	0	0	0	0	0	0	0	0
	100 mg/kg	1	1	1	1	1	1	1	1	1	1	1	1	1	1
	200 mg/kg	2	2	2	2	2	2	2	2	2	2	2	2	2	2
LOCOMOTOR MOVEMENT DECR	Control	0	0	0	0	0	0	0	0	0	0	0	0	0	0
	50 mg/kg	0	0	0	0	0	0	0	0	0	0	0	0	0	0
	100 mg/kg	0	0	0	0	0	0	0	0	0	0	0	0	0	0
	200 mg/kg	0	0	0	0	0	0	0	0	0	0	0	0	0	0
HUNCHBACK POSITION	Control	0	0	0	0	0	0	0	0	0	0	0	0	0	0
	50 mg/kg	0	0	0	0	0	0	0	0	0	0	0	0	0	0
	100 mg/kg	0	0	0	0	0	0	0	0	0	0	0	0	0	0
	200 mg/kg	0	0	0	0	0	0	0	0	0	0	0	0	0	0
WASTING	Control	0	0	0	0	0	0	0	0	0	0	0	0	0	0
	50 mg/kg	0	0	0	0	0	0	0	0	0	0	0	0	0	0
	100 mg/kg	0	0	0	0	0	0	0	0	0	0	0	0	0	0
	200 mg/kg	0	0	0	0	0	0	0	0	0	0	0	0	0	0
MALOCCLUSION	Control	0	0	0	0	0	0	0	0	0	0	0	0	0	0
	50 mg/kg	0	0	0	0	0	0	0	0	0	0	0	0	0	0
	100 mg/kg	0	0	0	0	0	0	0	0	0	0	0	0	0	0
	200 mg/kg	0	0	0	0	0	0	0	0	0	0	0	0	0	0
EXTERNAL MASS	Control	0	0	0	0	0	0	0	0	0	0	0	0	0	0
	50 mg/kg	0	0	0	0	0	0	0	0	0	0	0	0	0	0
	100 mg/kg	0	0	0	0	0	0	0	0	0	0	0	0	0	0
	200 mg/kg	1	1	1	1	1	1	1	1	1	1	1	1	1	1
M.NECK	Control	0	0	0	0	0	0	0	0	0	0	0	0	0	0
	50 mg/kg	0	0	0	0	0	0	0	0	0	0	0	0	0	0
	100 mg/kg	0	0	0	0	0	0	0	0	0	0	0	0	0	0
	200 mg/kg	0	0	0	0	0	0	0	0	0	0	0	0	0	0
M.HINDLIMB	Control	0	0	0	0	0	0	0	0	0	0	0	0	0	0
	50 mg/kg	0	0	0	0	0	0	0	0	0	0	0	0	0	0
	100 mg/kg	0	0	0	0	0	0	0	0	0	0	0	0	0	0
	200 mg/kg	1	1	1	1	1	1	1	1	1	1	1	1	1	1

STUDY NO. : 0907
 ANIMAL : B6.129S2-Trp53tm1Tyj/J
 REPORT TYPE : A1 27

CLINICAL OBSERVATION (SUMMARY)
 ALL ANIMALS

SEX : FEMALE

PAGE : 13

Clinical sign	Group Name	Administration Week-day													
		13-1 1	13-1 2	13-2 1	13-2 2	13-3 1	13-3 2	13-4 1	13-4 2	13-5 1	13-5 2	13-6 1	13-6 2	13-7 1	13-7 2
DEATH	Control	0	0	0	0	0	0	0	0	0	0	0	0	0	0
	50 mg/kg	0	0	0	0	0	0	0	0	0	0	0	0	0	0
	100 mg/kg	1	1	1	1	1	1	1	1	1	1	1	1	1	1
	200 mg/kg	0	0	0	0	0	0	0	0	0	0	0	0	0	0
MORIBUND SACRIFICE	Control	0	0	0	0	0	0	0	0	0	0	0	0	0	0
	50 mg/kg	0	0	0	0	0	0	0	0	0	0	0	0	0	0
	100 mg/kg	1	1	1	1	1	1	1	1	1	1	1	1	1	1
	200 mg/kg	2	2	2	2	2	2	2	2	2	2	2	2	2	2
LOCOMOTOR MOVEMENT DECR	Control	0	0	0	0	0	0	0	0	0	0	0	0	0	0
	50 mg/kg	0	0	0	0	0	0	0	0	0	0	0	0	0	0
	100 mg/kg	0	0	0	0	0	0	0	0	0	0	0	0	0	0
	200 mg/kg	0	0	0	0	0	0	0	0	0	0	0	0	0	0
HUNCHBACK POSITION	Control	0	0	0	0	0	0	0	0	0	0	0	0	0	0
	50 mg/kg	0	0	0	0	0	0	0	0	0	0	0	0	0	0
	100 mg/kg	0	0	0	0	0	0	0	0	0	0	0	0	0	0
	200 mg/kg	0	0	0	0	0	0	0	0	0	0	0	0	0	0
WASTING	Control	0	0	0	0	0	0	0	0	0	0	0	0	0	0
	50 mg/kg	0	0	0	0	0	0	0	0	0	0	0	0	0	0
	100 mg/kg	0	0	0	0	0	0	0	0	0	0	0	0	0	0
	200 mg/kg	0	0	0	0	0	0	0	0	0	0	0	0	0	0
MALOCCLUSION	Control	0	0	0	0	0	0	0	0	0	0	0	0	0	0
	50 mg/kg	0	0	0	0	0	0	0	0	0	0	0	0	0	0
	100 mg/kg	0	0	0	0	0	0	0	0	0	0	0	0	0	0
	200 mg/kg	0	0	0	0	0	0	0	0	0	0	0	0	0	0
EXTERNAL MASS	Control	0	0	0	0	0	0	0	0	0	0	0	0	0	0
	50 mg/kg	0	0	0	0	0	0	0	0	0	0	0	0	0	0
	100 mg/kg	0	0	0	0	0	0	0	0	0	0	0	0	0	0
	200 mg/kg	1	1	1	1	1	1	1	1	1	1	1	1	1	1
M. NECK	Control	0	0	0	0	0	0	0	0	0	0	0	0	0	0
	50 mg/kg	0	0	0	0	0	0	0	0	0	0	0	0	0	0
	100 mg/kg	0	0	0	0	0	0	0	0	0	0	0	0	0	0
	200 mg/kg	0	0	0	0	0	0	0	0	0	0	0	0	0	0
M. HINDLIMB	Control	0	0	0	0	0	0	0	0	0	0	0	0	0	0
	50 mg/kg	0	0	0	0	0	0	0	0	0	0	0	0	0	0
	100 mg/kg	0	0	0	0	0	0	0	0	0	0	0	0	0	0
	200 mg/kg	1	1	1	1	1	1	1	1	1	1	1	1	1	1

STUDY NO. : 0907
 ANIMAL : B6.129S2-Trp53tm1Tyj/J
 REPORT TYPE : A1 27

CLINICAL OBSERVATION (SUMMARY)
 ALL ANIMALS

SEX : FEMALE

PAGE : 14

Clinical sign	Group Name	Administration Week-day													
		14-1 1	14-1 2	14-2 1	14-2 2	14-3 1	14-3 2	14-4 1	14-4 2	14-5 1	14-5 2	14-6 1	14-6 2	14-7 1	14-7 2
DEATH	Control	0	0	0	0	0	0	0	0	0	0	0	0	0	0
	50 mg/kg	0	0	0	0	0	0	0	0	0	0	0	0	0	0
	100 mg/kg	1	1	1	1	1	1	1	1	1	1	1	1	1	1
	200 mg/kg	0	0	0	0	0	0	0	0	0	0	0	0	0	0
MORIBUND SACRIFICE	Control	0	0	0	0	0	0	0	0	0	0	0	0	0	0
	50 mg/kg	0	0	0	0	0	0	0	0	0	0	0	0	0	0
	100 mg/kg	1	1	1	1	1	1	1	1	1	1	1	1	1	1
	200 mg/kg	2	2	2	3	3	3	3	3	3	3	3	3	3	3
LOCOMOTOR MOVEMENT DECR	Control	0	0	0	0	0	0	0	0	0	0	0	0	0	0
	50 mg/kg	0	0	0	0	0	0	0	0	0	0	0	0	0	0
	100 mg/kg	0	0	0	0	0	0	0	0	0	0	0	0	0	0
	200 mg/kg	0	0	0	0	0	0	0	0	0	0	0	0	1	1
HUNCHBACK POSITION	Control	0	0	0	0	0	0	0	0	0	0	0	0	0	0
	50 mg/kg	0	0	0	0	0	0	0	0	0	0	0	0	0	0
	100 mg/kg	0	0	0	0	0	0	0	0	0	0	0	0	0	0
	200 mg/kg	0	0	0	0	0	0	0	0	0	0	0	0	0	0
WASTING	Control	0	0	0	0	0	0	0	0	0	0	0	0	0	0
	50 mg/kg	0	0	0	0	0	0	0	0	0	0	0	0	0	0
	100 mg/kg	0	0	0	0	0	0	0	0	0	0	0	0	0	0
	200 mg/kg	0	0	0	0	0	0	0	0	0	0	0	0	0	0
MALOCCLUSION	Control	0	0	0	0	0	0	0	0	0	0	0	0	0	0
	50 mg/kg	0	0	0	0	0	0	0	0	0	0	0	0	0	0
	100 mg/kg	0	0	0	0	0	0	0	0	0	0	0	0	0	0
	200 mg/kg	0	0	0	0	0	0	0	0	0	0	0	0	0	0
EXTERNAL MASS	Control	0	0	0	0	0	0	0	0	0	0	0	0	0	0
	50 mg/kg	0	0	0	0	0	0	0	0	0	0	0	0	0	0
	100 mg/kg	0	0	0	0	0	0	0	0	0	0	0	0	0	0
	200 mg/kg	1	1	1	0	0	0	0	0	0	0	0	0	0	0
M.NECK	Control	0	0	0	0	0	0	0	0	0	0	0	0	0	0
	50 mg/kg	0	0	0	0	0	0	0	0	0	0	0	0	0	0
	100 mg/kg	0	0	0	0	0	0	0	0	0	0	0	0	0	0
	200 mg/kg	0	0	0	0	0	0	0	0	0	0	0	0	0	0
M.HINDLIMB	Control	0	0	0	0	0	0	0	0	0	0	0	0	0	0
	50 mg/kg	0	0	0	0	0	0	0	0	0	0	0	0	0	0
	100 mg/kg	0	0	0	0	0	0	0	0	0	0	0	0	0	0
	200 mg/kg	1	1	1	0	0	0	0	0	0	0	0	0	0	0

STUDY NO. : 0907
 ANIMAL : B6.129S2-Trp53tm1Tyj/J
 REPORT TYPE : A1 27

CLINICAL OBSERVATION (SUMMARY)
 ALL ANIMALS

SEX : FEMALE

PAGE : 15

Clinical sign	Group Name	Administration Week-day													
		15-1 1	15-1 2	15-2 1	15-2 2	15-3 1	15-3 2	15-4 1	15-4 2	15-5 1	15-5 2	15-6 1	15-6 2	15-7 1	15-7 2
DEATH	Control	0	0	0	0	0	0	0	0	0	0	0	0	0	0
	50 mg/kg	0	0	0	0	0	0	0	0	0	0	0	0	0	0
	100 mg/kg	1	1	1	1	1	1	1	1	1	1	1	1	1	1
	200 mg/kg	0	0	0	0	0	0	0	0	0	0	0	0	0	0
MORIBUND SACRIFICE	Control	0	0	0	0	0	0	0	0	0	0	0	0	0	0
	50 mg/kg	0	0	0	0	0	0	0	0	0	0	0	0	0	0
	100 mg/kg	1	1	1	1	1	1	1	1	1	1	1	1	1	1
	200 mg/kg	3	4	4	4	4	4	4	4	4	4	4	4	4	4
LOCOMOTOR MOVEMENT DECR	Control	0	0	0	0	0	0	0	0	0	0	0	0	0	0
	50 mg/kg	0	0	0	0	0	0	0	0	0	0	0	0	0	0
	100 mg/kg	0	0	0	0	0	0	0	0	0	0	0	0	0	0
	200 mg/kg	1	0	0	0	0	0	0	0	0	0	0	0	0	0
HUNCHBACK POSITION	Control	0	0	0	0	0	0	0	0	0	0	0	0	0	0
	50 mg/kg	0	0	0	0	0	0	0	0	0	0	0	0	0	0
	100 mg/kg	0	0	0	0	0	0	0	0	0	0	0	0	0	0
	200 mg/kg	0	0	0	0	0	0	0	0	0	0	0	0	0	0
WASTING	Control	0	0	0	0	0	0	0	0	0	0	0	0	0	0
	50 mg/kg	0	0	0	0	0	0	0	0	0	0	0	0	0	0
	100 mg/kg	0	0	0	0	0	0	0	0	0	0	0	0	0	0
	200 mg/kg	0	0	0	0	0	0	0	0	0	0	0	0	0	0
MALOCCLUSION	Control	0	0	0	0	0	0	0	0	0	0	0	0	0	0
	50 mg/kg	0	0	0	0	0	0	0	0	0	0	0	0	0	0
	100 mg/kg	0	0	0	0	0	0	0	0	0	0	0	0	0	0
	200 mg/kg	0	0	0	0	0	0	0	0	0	0	0	0	0	0
EXTERNAL MASS	Control	0	0	0	0	0	0	0	0	0	0	0	0	0	0
	50 mg/kg	0	0	0	0	0	0	0	0	0	0	0	0	0	0
	100 mg/kg	0	0	0	0	0	0	0	0	0	0	0	0	0	0
	200 mg/kg	0	0	0	0	0	0	0	0	0	0	0	0	0	0
M.NECK	Control	0	0	0	0	0	0	0	0	0	0	0	0	0	0
	50 mg/kg	0	0	0	0	0	0	0	0	0	0	0	0	0	0
	100 mg/kg	0	0	0	0	0	0	0	0	0	0	0	0	0	0
	200 mg/kg	0	0	0	0	0	0	0	0	0	0	0	0	0	0
M.HINDLIMB	Control	0	0	0	0	0	0	0	0	0	0	0	0	0	0
	50 mg/kg	0	0	0	0	0	0	0	0	0	0	0	0	0	0
	100 mg/kg	0	0	0	0	0	0	0	0	0	0	0	0	0	0
	200 mg/kg	0	0	0	0	0	0	0	0	0	0	0	0	0	0

STUDY NO. : 0907
 ANIMAL : B6.129S2-Trp53tm1Tyj/J
 REPORT TYPE : A1 27

CLINICAL OBSERVATION (SUMMARY)
 ALL ANIMALS

SEX : FEMALE

PAGE : 16

Clinical sign	Group Name	Administration Week-day													
		16-1 1	16-1 2	16-2 1	16-2 2	16-3 1	16-3 2	16-4 1	16-4 2	16-5 1	16-5 2	16-6 1	16-6 2	16-7 1	16-7 2
DEATH	Control	0	0	0	0	0	0	0	0	0	0	0	0	0	0
	50 mg/kg	0	0	0	0	0	0	0	0	0	0	0	0	0	0
	100 mg/kg	1	1	1	1	1	1	1	1	1	1	1	1	1	1
	200 mg/kg	0	0	0	0	0	0	0	0	0	0	0	0	0	0
MORIBUND SACRIFICE	Control	0	0	0	0	0	0	0	0	0	0	0	0	0	0
	50 mg/kg	0	0	0	0	0	0	0	0	0	0	0	0	0	0
	100 mg/kg	1	1	1	1	1	1	1	1	1	1	1	1	1	1
	200 mg/kg	4	4	4	4	4	4	4	4	4	4	4	4	4	4
LOCOMOTOR MOVEMENT DECR	Control	0	0	0	0	0	0	0	0	0	0	0	0	0	0
	50 mg/kg	0	0	0	0	0	0	0	0	0	0	0	0	0	0
	100 mg/kg	0	0	0	0	0	0	0	0	0	0	0	0	0	0
	200 mg/kg	0	0	0	0	0	0	0	0	0	0	0	0	0	0
HUNCHBACK POSITION	Control	0	0	0	0	0	0	0	0	0	0	0	0	0	0
	50 mg/kg	0	0	0	0	0	0	0	0	0	0	0	0	0	0
	100 mg/kg	0	0	0	0	0	0	0	0	0	0	0	0	0	0
	200 mg/kg	0	0	0	0	0	0	0	0	0	0	0	0	0	0
WASTING	Control	0	0	0	0	0	0	0	0	0	0	0	0	0	0
	50 mg/kg	0	0	0	0	0	0	0	0	0	0	0	0	0	0
	100 mg/kg	0	0	0	0	0	0	0	0	0	0	0	0	0	0
	200 mg/kg	0	0	0	0	0	0	0	0	0	0	0	0	0	0
MALOCCLUSION	Control	0	0	0	0	0	0	0	0	0	0	0	0	0	0
	50 mg/kg	0	0	0	0	0	0	0	0	0	0	0	0	0	0
	100 mg/kg	0	0	0	0	0	0	0	0	0	0	0	0	0	0
	200 mg/kg	0	0	0	0	0	0	0	0	0	0	0	0	0	0
EXTERNAL MASS	Control	0	0	0	0	0	0	0	0	0	0	0	0	0	0
	50 mg/kg	0	0	0	0	0	0	0	0	0	0	0	0	0	0
	100 mg/kg	0	0	0	0	0	0	0	0	0	0	0	0	0	0
	200 mg/kg	0	0	0	0	0	0	0	0	0	0	0	0	0	0
M.NECK	Control	0	0	0	0	0	0	0	0	0	0	0	0	0	0
	50 mg/kg	0	0	0	0	0	0	0	0	0	0	0	0	0	0
	100 mg/kg	0	0	0	0	0	0	0	0	0	0	0	0	0	0
	200 mg/kg	0	0	0	0	0	0	0	0	0	0	0	0	0	0
M.HINDLIMB	Control	0	0	0	0	0	0	0	0	0	0	0	0	0	0
	50 mg/kg	0	0	0	0	0	0	0	0	0	0	0	0	0	0
	100 mg/kg	0	0	0	0	0	0	0	0	0	0	0	0	0	0
	200 mg/kg	0	0	0	0	0	0	0	0	0	0	0	0	0	0

STUDY NO. : 0907
 ANIMAL : B6.129S2-Trp53tm1Tyj/J
 REPORT TYPE : A1 27

CLINICAL OBSERVATION (SUMMARY)
 ALL ANIMALS

SEX : FEMALE

PAGE : 17

Clinical sign	Group Name	Administration Week-day													
		17-1 1	17-1 2	17-2 1	17-2 2	17-3 1	17-3 2	17-4 1	17-4 2	17-5 1	17-5 2	17-6 1	17-6 2	17-7 1	17-7 2
DEATH	Control	0	0	0	0	0	0	0	0	0	0	0	0	0	0
	50 mg/kg	0	0	0	0	0	0	0	0	0	0	0	0	0	0
	100 mg/kg	1	1	1	1	1	1	1	1	1	1	1	1	1	1
	200 mg/kg	0	0	0	0	0	0	0	0	0	0	0	0	0	0
MORIBUND SACRIFICE	Control	0	0	0	0	0	0	0	0	0	0	0	0	0	0
	50 mg/kg	0	0	0	0	0	0	0	0	0	0	0	0	0	0
	100 mg/kg	1	1	1	1	1	1	1	1	1	1	1	1	1	1
	200 mg/kg	5	5	6	6	6	6	6	6	6	6	6	6	6	6
LOCOMOTOR MOVEMENT DECR	Control	0	0	0	0	0	0	0	0	0	0	0	0	0	0
	50 mg/kg	0	0	0	0	0	0	0	0	0	0	0	0	0	0
	100 mg/kg	0	0	0	0	0	0	0	0	0	0	0	0	0	0
	200 mg/kg	0	0	0	0	0	0	0	0	0	0	0	0	0	0
HUNCHBACK POSITION	Control	0	0	0	0	0	0	0	0	0	0	0	0	0	0
	50 mg/kg	0	0	0	0	0	0	0	0	0	0	0	0	0	0
	100 mg/kg	0	0	0	0	0	0	0	0	0	0	0	0	0	0
	200 mg/kg	0	0	0	0	0	0	0	0	0	0	0	0	0	0
WASTING	Control	0	0	0	0	0	0	0	0	0	0	0	0	0	0
	50 mg/kg	0	0	0	0	0	0	0	0	0	0	0	0	0	0
	100 mg/kg	0	0	0	0	0	0	0	0	0	0	0	0	0	0
	200 mg/kg	0	0	0	0	0	0	0	0	0	0	0	0	0	0
MALOCCLUSION	Control	0	0	0	0	0	0	0	0	0	0	0	0	0	0
	50 mg/kg	0	0	0	0	0	0	0	0	0	0	0	0	0	0
	100 mg/kg	0	0	0	0	0	0	0	0	0	0	0	0	0	0
	200 mg/kg	0	0	0	0	0	0	0	0	0	0	0	0	0	0
EXTERNAL MASS	Control	0	0	0	0	0	0	0	0	0	0	0	0	0	0
	50 mg/kg	0	0	0	0	0	0	0	0	0	0	0	0	0	0
	100 mg/kg	0	0	0	0	0	0	0	0	0	0	0	0	0	0
	200 mg/kg	0	0	0	0	0	0	0	0	0	0	0	0	0	0
M.NECK	Control	0	0	0	0	0	0	0	0	0	0	0	0	0	0
	50 mg/kg	0	0	0	0	0	0	0	0	0	0	0	0	0	0
	100 mg/kg	0	0	0	0	0	0	0	0	0	0	0	0	0	0
	200 mg/kg	0	0	0	0	0	0	0	0	0	0	0	0	0	0
M.HINDLIMB	Control	0	0	0	0	0	0	0	0	0	0	0	0	0	0
	50 mg/kg	0	0	0	0	0	0	0	0	0	0	0	0	0	0
	100 mg/kg	0	0	0	0	0	0	0	0	0	0	0	0	0	0
	200 mg/kg	0	0	0	0	0	0	0	0	0	0	0	0	0	0

STUDY NO. : 0907
 ANIMAL : B6.129S2-Trp53tm1Tyj/J
 REPORT TYPE : A1 27

CLINICAL OBSERVATION (SUMMARY)
 ALL ANIMALS

SEX : FEMALE

PAGE : 18

Clinical sign	Group Name	Administration Week-day													
		18-1 1	18-1 2	18-2 1	18-2 2	18-3 1	18-3 2	18-4 1	18-4 2	18-5 1	18-5 2	18-6 1	18-6 2	18-7 1	18-7 2
DEATH	Control	0	0	0	0	0	0	0	0	0	0	0	0	0	0
	50 mg/kg	0	0	0	0	0	0	0	0	0	0	0	0	0	0
	100 mg/kg	1	1	1	1	1	1	1	1	1	1	1	1	1	1
	200 mg/kg	0	0	0	0	0	0	0	0	0	0	0	0	0	0
MORIBUND SACRIFICE	Control	0	0	0	0	0	0	0	0	0	0	0	0	0	0
	50 mg/kg	0	0	0	0	0	0	0	0	0	0	0	0	0	0
	100 mg/kg	1	1	1	1	1	1	1	1	1	1	1	1	1	1
	200 mg/kg	6	6	6	6	6	6	6	6	6	6	6	6	6	6
LOCOMOTOR MOVEMENT DECR	Control	0	0	0	0	0	0	0	0	0	0	0	0	0	0
	50 mg/kg	0	0	0	0	0	0	0	0	0	0	0	0	0	0
	100 mg/kg	0	0	0	0	0	0	0	0	0	0	0	0	0	0
	200 mg/kg	0	0	0	0	0	0	0	0	0	0	0	0	0	0
HUNCHBACK POSITION	Control	0	0	0	0	0	0	0	0	0	0	0	0	0	0
	50 mg/kg	0	0	0	0	0	0	0	0	0	0	0	0	0	0
	100 mg/kg	0	0	0	0	0	0	0	0	0	0	0	0	0	0
	200 mg/kg	0	0	0	0	0	0	0	0	0	0	0	0	0	0
WASTING	Control	0	0	0	0	0	0	0	0	0	0	0	0	0	0
	50 mg/kg	0	0	0	0	0	0	0	0	0	0	0	0	0	0
	100 mg/kg	0	0	0	0	0	0	0	0	0	0	0	0	0	0
	200 mg/kg	0	0	0	0	0	0	0	0	0	0	0	0	0	0
MALOCCLUSION	Control	0	0	0	0	0	0	0	0	0	0	0	0	0	0
	50 mg/kg	0	0	0	0	0	0	0	0	0	0	0	0	0	0
	100 mg/kg	0	0	0	0	0	0	0	0	0	0	0	0	0	0
	200 mg/kg	0	0	0	0	0	0	0	0	0	0	0	0	0	0
EXTERNAL MASS	Control	0	0	0	0	0	0	0	0	0	0	0	0	0	0
	50 mg/kg	0	0	0	0	0	0	0	0	0	0	0	0	0	0
	100 mg/kg	0	0	0	0	0	0	0	0	0	0	0	0	0	0
	200 mg/kg	0	0	0	0	0	0	0	0	0	0	0	0	0	0
M.NECK	Control	0	0	0	0	0	0	0	0	0	0	0	0	0	0
	50 mg/kg	0	0	0	0	0	0	0	0	0	0	0	0	0	0
	100 mg/kg	0	0	0	0	0	0	0	0	0	0	0	0	0	0
	200 mg/kg	0	0	0	0	0	0	0	0	0	0	0	0	0	0
M.HINDLIMB	Control	0	0	0	0	0	0	0	0	0	0	0	0	0	0
	50 mg/kg	0	0	0	0	0	0	0	0	0	0	0	0	0	0
	100 mg/kg	0	0	0	0	0	0	0	0	0	0	0	0	0	0
	200 mg/kg	0	0	0	0	0	0	0	0	0	0	0	0	0	0

STUDY NO. : 0907
 ANIMAL : B6.129S2-Trp53tm1Tyj/J
 REPORT TYPE : A1 27

CLINICAL OBSERVATION (SUMMARY)
 ALL ANIMALS

SEX : FEMALE

PAGE : 19

Clinical sign	Group Name	Administration Week-day													
		19-1 1	19-1 2	19-2 1	19-2 2	19-3 1	19-3 2	19-4 1	19-4 2	19-5 1	19-5 2	19-6 1	19-6 2	19-7 1	19-7 2
DEATH	Control	0	0	0	0	0	0	0	0	0	0	0	0	0	0
	50 mg/kg	0	0	0	0	0	0	0	0	0	0	0	0	0	0
	100 mg/kg	1	1	1	1	1	1	1	1	1	1	1	1	1	1
	200 mg/kg	0	0	0	0	0	0	0	0	0	0	0	0	0	0
MORIBUND SACRIFICE	Control	0	0	0	0	0	0	0	0	0	0	0	0	0	0
	50 mg/kg	0	0	0	0	0	0	0	0	0	0	0	0	0	0
	100 mg/kg	1	1	1	1	1	1	1	1	1	1	1	1	1	1
	200 mg/kg	6	6	6	6	6	6	6	6	6	6	6	7	7	7
LOCOMOTOR MOVEMENT DECR	Control	0	0	0	0	0	0	0	0	0	0	0	0	0	0
	50 mg/kg	0	0	0	0	0	0	0	0	0	0	0	0	0	0
	100 mg/kg	0	0	0	0	0	0	0	0	0	0	0	0	0	0
	200 mg/kg	0	0	0	0	0	0	0	0	0	0	0	0	0	0
HUNCHBACK POSITION	Control	0	0	0	0	0	0	0	0	0	0	0	0	0	0
	50 mg/kg	0	0	0	0	0	0	0	0	0	0	0	0	0	0
	100 mg/kg	0	0	0	0	0	0	0	0	0	0	0	0	0	0
	200 mg/kg	0	0	0	0	0	0	0	0	0	0	0	0	0	0
WASTING	Control	0	0	0	0	0	0	0	0	0	0	0	0	0	0
	50 mg/kg	0	0	0	0	0	0	0	0	0	0	0	0	0	0
	100 mg/kg	0	0	0	0	0	0	0	0	0	0	0	0	0	0
	200 mg/kg	0	0	0	0	0	0	0	0	0	0	0	0	0	0
MALOCCLUSION	Control	0	0	0	0	0	0	0	0	0	0	0	0	0	0
	50 mg/kg	0	0	0	0	0	0	0	0	0	0	0	0	0	0
	100 mg/kg	0	0	0	0	0	0	0	0	0	0	0	0	0	0
	200 mg/kg	0	0	0	0	0	0	0	0	0	0	0	0	0	0
EXTERNAL MASS	Control	0	0	0	0	0	0	0	0	0	0	0	0	0	0
	50 mg/kg	0	0	0	0	0	0	0	0	0	0	0	0	0	0
	100 mg/kg	0	0	0	0	0	0	0	0	0	0	0	0	0	0
	200 mg/kg	0	0	0	0	0	0	0	0	0	0	0	0	0	0
M.NECK	Control	0	0	0	0	0	0	0	0	0	0	0	0	0	0
	50 mg/kg	0	0	0	0	0	0	0	0	0	0	0	0	0	0
	100 mg/kg	0	0	0	0	0	0	0	0	0	0	0	0	0	0
	200 mg/kg	0	0	0	0	0	0	0	0	0	0	0	0	0	0
M.HINDLIMB	Control	0	0	0	0	0	0	0	0	0	0	0	0	0	0
	50 mg/kg	0	0	0	0	0	0	0	0	0	0	0	0	0	0
	100 mg/kg	0	0	0	0	0	0	0	0	0	0	0	0	0	0
	200 mg/kg	0	0	0	0	0	0	0	0	0	0	0	0	0	0

STUDY NO. : 0907
 ANIMAL : B6.129S2-Trp53tm1Tyj/J
 REPORT TYPE : A1 27

CLINICAL OBSERVATION (SUMMARY)
 ALL ANIMALS

SEX : FEMALE

PAGE : 20

Clinical sign	Group Name	Administration Week-day													
		20-1 1	20-1 2	20-2 1	20-2 2	20-3 1	20-3 2	20-4 1	20-4 2	20-5 1	20-5 2	20-6 1	20-6 2	20-7 1	20-7 2
DEATH	Control	0	0	0	0	0	0	0	0	0	0	0	0	0	0
	50 mg/kg	0	0	0	0	0	0	0	0	0	0	0	0	0	0
	100 mg/kg	1	1	1	1	1	1	1	1	1	1	1	1	1	1
	200 mg/kg	0	0	0	0	0	0	0	0	0	0	0	0	0	0
MORIBUND SACRIFICE	Control	0	0	0	0	0	0	0	0	0	0	0	0	0	0
	50 mg/kg	0	0	0	0	0	0	0	0	0	0	0	0	0	0
	100 mg/kg	1	1	1	1	1	1	1	1	1	1	1	1	1	1
	200 mg/kg	7	7	7	7	7	7	7	7	7	8	8	8	8	8
LOCOMOTOR MOVEMENT DECR	Control	0	0	0	0	0	0	0	0	0	0	0	0	0	0
	50 mg/kg	0	0	0	0	0	0	0	0	0	0	0	0	0	0
	100 mg/kg	0	0	0	0	0	0	0	0	0	0	0	0	0	0
	200 mg/kg	0	0	0	0	0	0	0	0	0	0	0	0	0	0
HUNCHBACK POSITION	Control	0	0	0	0	0	0	0	0	0	0	0	0	0	0
	50 mg/kg	0	0	0	0	0	0	0	0	0	0	0	0	0	0
	100 mg/kg	0	0	0	0	0	0	0	0	0	0	0	0	0	0
	200 mg/kg	0	0	0	0	0	0	1	1	1	0	0	0	0	0
WASTING	Control	0	0	0	0	0	0	0	0	0	0	0	0	0	0
	50 mg/kg	0	0	0	0	0	0	0	0	0	0	0	0	0	0
	100 mg/kg	0	0	0	0	0	0	0	0	0	0	0	0	0	0
	200 mg/kg	0	0	0	0	0	0	0	0	0	0	0	0	0	0
MALOCCLUSION	Control	0	0	0	0	0	0	0	0	0	0	0	0	0	0
	50 mg/kg	0	0	0	0	0	0	0	0	0	0	0	0	0	0
	100 mg/kg	0	0	0	0	0	0	0	0	0	0	0	0	0	0
	200 mg/kg	0	0	0	0	0	0	0	0	0	0	0	0	0	0
EXTERNAL MASS	Control	0	0	0	0	0	0	0	0	0	0	0	0	0	0
	50 mg/kg	0	0	0	0	0	0	0	0	0	0	0	0	0	0
	100 mg/kg	0	0	0	0	0	0	0	0	0	0	0	0	0	0
	200 mg/kg	0	0	0	0	0	0	0	0	0	0	0	0	0	0
M. NECK	Control	0	0	0	0	0	0	0	0	0	0	0	0	0	0
	50 mg/kg	0	0	0	0	0	0	0	0	0	0	0	0	0	0
	100 mg/kg	0	0	0	0	0	0	0	0	0	0	0	0	0	0
	200 mg/kg	0	0	0	0	0	0	0	0	0	0	0	0	0	0
M. HINDLIMB	Control	0	0	0	0	0	0	0	0	0	0	0	0	0	0
	50 mg/kg	0	0	0	0	0	0	0	0	0	0	0	0	0	0
	100 mg/kg	0	0	0	0	0	0	0	0	0	0	0	0	0	0
	200 mg/kg	0	0	0	0	0	0	0	0	0	0	0	0	0	0

STUDY NO. : 0907
ANIMAL : B6.129S2-Trp53tm1Tyj/J
REPORT TYPE : A1 27

CLINICAL OBSERVATION (SUMMARY)
ALL ANIMALS

SEX : FEMALE

PAGE : 21

Clinical sign	Group Name	Administration Week-day													
		21-1 1	21-1 2	21-2 1	21-2 2	21-3 1	21-3 2	21-4 1	21-4 2	21-5 1	21-5 2	21-6 1	21-6 2	21-7 1	21-7 2
DEATH	Control	0	0	0	0	0	0	0	0	0	0	0	0	0	0
	50 mg/kg	0	0	0	0	0	0	0	0	0	0	0	0	0	0
	100 mg/kg	1	1	1	1	1	1	1	1	1	1	1	1	1	1
	200 mg/kg	0	0	0	0	0	0	0	0	0	0	0	0	0	0
MORIBUND SACRIFICE	Control	0	0	0	0	0	0	0	0	0	0	0	0	0	0
	50 mg/kg	0	0	0	0	0	0	0	0	0	0	0	0	0	0
	100 mg/kg	1	1	1	1	1	1	1	1	1	1	1	1	1	1
	200 mg/kg	8	8	8	8	8	8	8	8	8	8	8	8	8	8
LOCOMOTOR MOVEMENT DECR	Control	0	0	0	0	0	0	0	0	0	0	0	0	0	0
	50 mg/kg	0	0	0	0	0	0	0	0	0	0	0	0	0	0
	100 mg/kg	0	0	0	0	0	0	0	0	0	0	0	0	0	0
	200 mg/kg	0	0	0	0	0	0	0	0	0	0	0	0	0	0
HUNCHBACK POSITION	Control	0	0	0	0	0	0	0	0	0	0	0	0	0	0
	50 mg/kg	0	0	0	0	0	0	0	0	0	0	0	0	0	0
	100 mg/kg	0	0	0	0	0	0	0	0	0	0	0	0	0	0
	200 mg/kg	0	0	0	0	0	0	0	0	0	0	0	0	0	0
WASTING	Control	0	0	0	0	0	0	0	0	0	0	0	0	0	0
	50 mg/kg	0	0	0	0	0	0	0	0	0	0	0	0	0	0
	100 mg/kg	0	0	0	0	0	0	0	0	0	0	0	0	0	0
	200 mg/kg	0	0	0	0	0	0	0	0	0	0	0	0	0	0
MALOCCLUSION	Control	0	0	0	0	0	0	0	0	0	0	0	0	0	0
	50 mg/kg	0	0	0	0	0	0	0	0	0	0	0	0	0	0
	100 mg/kg	0	0	0	0	0	0	0	0	0	0	0	0	0	0
	200 mg/kg	0	0	0	0	0	0	0	0	0	0	0	0	0	0
EXTERNAL MASS	Control	0	0	0	0	0	0	0	0	0	0	0	0	0	0
	50 mg/kg	0	0	0	0	0	0	0	0	0	0	0	0	0	0
	100 mg/kg	0	0	0	0	0	0	0	0	0	0	0	0	0	0
	200 mg/kg	0	0	0	0	0	0	0	0	0	0	0	0	0	0
M.NECK	Control	0	0	0	0	0	0	0	0	0	0	0	0	0	0
	50 mg/kg	0	0	0	0	0	0	0	0	0	0	0	0	0	0
	100 mg/kg	0	0	0	0	0	0	0	0	0	0	0	0	0	0
	200 mg/kg	0	0	0	0	0	0	0	0	0	0	0	0	0	0
M.HINDLIMB	Control	0	0	0	0	0	0	0	0	0	0	0	0	0	0
	50 mg/kg	0	0	0	0	0	0	0	0	0	0	0	0	0	0
	100 mg/kg	0	0	0	0	0	0	0	0	0	0	0	0	0	0
	200 mg/kg	0	0	0	0	0	0	0	0	0	0	0	0	0	0

STUDY NO. : 0907
 ANIMAL : B6.129S2-Trp53tm1Tyj/J
 REPORT TYPE : A1 27

CLINICAL OBSERVATION (SUMMARY)
 ALL ANIMALS

SEX : FEMALE

PAGE : 22

Clinical sign	Group Name	Administration Week-day													
		22-1 1	22-1 2	22-2 1	22-2 2	22-3 1	22-3 2	22-4 1	22-4 2	22-5 1	22-5 2	22-6 1	22-6 2	22-7 1	22-7 2
DEATH	Control	0	0	0	0	0	0	0	0	0	0	0	0	0	0
	50 mg/kg	0	0	0	0	0	0	0	0	0	0	0	0	0	0
	100 mg/kg	1	1	1	1	1	1	1	1	1	1	1	1	1	1
	200 mg/kg	0	0	0	0	0	0	0	0	0	0	0	0	0	0
MORIBUND SACRIFICE	Control	0	0	0	0	0	0	0	0	0	0	0	0	0	0
	50 mg/kg	0	0	0	0	0	0	0	0	0	0	0	0	0	0
	100 mg/kg	1	1	1	1	1	1	1	1	1	1	1	1	1	1
	200 mg/kg	8	8	8	8	8	8	8	8	8	8	8	8	8	8
LOCOMOTOR MOVEMENT DECR	Control	0	0	0	0	0	0	0	0	0	0	0	0	0	0
	50 mg/kg	0	0	0	0	0	0	0	0	0	0	0	0	0	0
	100 mg/kg	0	0	0	0	0	0	0	0	0	0	0	0	0	0
	200 mg/kg	0	0	0	0	0	0	0	0	0	0	0	0	0	0
HUNCHBACK POSITION	Control	0	0	0	0	0	0	0	0	0	0	0	0	0	0
	50 mg/kg	0	0	0	0	0	0	0	0	0	0	0	0	0	0
	100 mg/kg	0	0	0	0	0	0	0	0	0	0	0	0	0	0
	200 mg/kg	0	0	0	0	0	0	0	0	0	0	0	0	0	0
WASTING	Control	0	0	0	0	0	0	0	0	0	0	0	0	0	0
	50 mg/kg	0	0	0	0	0	0	0	0	0	0	0	0	0	0
	100 mg/kg	0	0	0	0	0	0	0	0	0	0	0	0	0	0
	200 mg/kg	0	0	0	0	0	0	0	0	0	0	0	0	0	0
MALOCCLUSION	Control	0	0	0	0	0	0	0	0	0	0	0	0	0	0
	50 mg/kg	0	0	0	0	0	0	0	0	0	0	0	0	0	0
	100 mg/kg	0	0	0	0	0	0	0	0	0	0	0	0	0	0
	200 mg/kg	0	0	0	0	0	0	0	0	0	0	0	0	0	0
EXTERNAL MASS	Control	0	0	0	0	0	0	0	0	0	0	0	0	0	0
	50 mg/kg	0	0	0	0	0	0	0	0	0	0	0	0	0	0
	100 mg/kg	0	0	0	0	0	0	0	0	0	0	0	0	0	0
	200 mg/kg	0	0	0	0	0	0	0	0	0	0	0	0	0	0
M.NECK	Control	0	0	0	0	0	0	0	0	0	0	0	0	0	0
	50 mg/kg	0	0	0	0	0	0	0	0	0	0	0	0	0	0
	100 mg/kg	0	0	0	0	0	0	0	0	0	0	0	0	0	0
	200 mg/kg	0	0	0	0	0	0	0	0	0	0	0	0	0	0
M.HINDLIMB	Control	0	0	0	0	0	0	0	0	0	0	0	0	0	0
	50 mg/kg	0	0	0	0	0	0	0	0	0	0	0	0	0	0
	100 mg/kg	0	0	0	0	0	0	0	0	0	0	0	0	0	0
	200 mg/kg	0	0	0	0	0	0	0	0	0	0	0	0	0	0

STUDY NO. : 0907
 ANIMAL : B6.129S2-Trp53tm1Tyj/J
 REPORT TYPE : A1 27

CLINICAL OBSERVATION (SUMMARY)
 ALL ANIMALS

SEX : FEMALE

PAGE : 23

Clinical sign	Group Name	Administration Week-day													
		23-1 1	23-1 2	23-2 1	23-2 2	23-3 1	23-3 2	23-4 1	23-4 2	23-5 1	23-5 2	23-6 1	23-6 2	23-7 1	23-7 2
DEATH	Control	0	0	0	0	0	0	0	0	0	0	0	0	0	0
	50 mg/kg	0	0	0	0	0	0	0	0	0	0	0	0	0	0
	100 mg/kg	1	1	1	1	1	1	1	1	1	1	1	1	1	1
	200 mg/kg	0	0	0	0	0	0	0	0	0	0	0	0	0	0
MORIBUND SACRIFICE	Control	0	0	0	0	0	0	0	0	0	0	0	0	0	0
	50 mg/kg	0	0	0	0	0	0	0	0	0	0	0	0	0	0
	100 mg/kg	1	1	1	1	1	1	1	1	1	1	1	1	1	1
	200 mg/kg	8	8	8	8	8	8	8	8	8	8	8	8	8	8
LOCOMOTOR MOVEMENT DECR	Control	0	0	0	0	0	0	0	0	0	0	0	0	0	0
	50 mg/kg	0	0	0	0	0	0	0	0	0	0	0	0	0	0
	100 mg/kg	0	0	0	0	0	0	0	0	0	0	0	0	0	0
	200 mg/kg	0	0	0	0	0	0	0	0	0	0	0	0	0	0
HUNCHBACK POSITION	Control	0	0	0	0	0	0	0	0	0	0	0	0	0	0
	50 mg/kg	0	0	0	0	0	0	0	0	0	0	0	0	0	0
	100 mg/kg	0	0	0	0	0	0	0	0	0	0	0	0	0	0
	200 mg/kg	0	0	0	0	0	0	0	0	0	0	0	0	0	0
WASTING	Control	0	0	0	0	0	0	0	0	0	0	0	0	0	0
	50 mg/kg	0	0	0	0	0	0	0	0	0	0	0	0	0	0
	100 mg/kg	0	0	0	0	0	0	0	0	0	0	0	0	0	0
	200 mg/kg	0	0	0	0	0	0	0	0	0	0	0	0	0	0
MALOCCLUSION	Control	0	0	0	0	0	0	0	0	0	0	0	0	0	0
	50 mg/kg	0	0	0	0	0	0	0	0	0	0	0	0	0	0
	100 mg/kg	0	0	0	0	0	0	0	0	0	0	0	0	0	0
	200 mg/kg	0	0	0	0	0	0	0	0	0	0	0	0	0	0
EXTERNAL MASS	Control	0	0	0	0	0	0	0	0	0	0	0	0	0	0
	50 mg/kg	0	0	0	0	0	0	0	0	0	0	0	0	0	0
	100 mg/kg	0	0	0	0	0	0	0	0	0	0	0	0	0	0
	200 mg/kg	0	0	0	0	0	0	0	0	0	0	0	0	0	0
M.NECK	Control	0	0	0	0	0	0	0	0	0	0	0	0	0	0
	50 mg/kg	0	0	0	0	0	0	0	0	0	0	0	0	0	0
	100 mg/kg	0	0	0	0	0	0	0	0	0	0	0	0	0	0
	200 mg/kg	0	0	0	0	0	0	0	0	0	0	0	0	0	0
M.HINDLIMB	Control	0	0	0	0	0	0	0	0	0	0	0	0	0	0
	50 mg/kg	0	0	0	0	0	0	0	0	0	0	0	0	0	0
	100 mg/kg	0	0	0	0	0	0	0	0	0	0	0	0	0	0
	200 mg/kg	0	0	0	0	0	0	0	0	0	0	0	0	0	0

STUDY NO. : 0907
 ANIMAL : B6.129S2-Trp53tm1Tyj/J
 REPORT TYPE : A1 27

CLINICAL OBSERVATION (SUMMARY)
 ALL ANIMALS

SEX : FEMALE

PAGE : 24

Clinical sign	Group Name	Administration Week-day													
		24-1		24-2		24-3		24-4		24-5		24-6		24-7	
		1	2	1	2	1	2	1	2	1	2	1	2	1	2
DEATH	Control	0	0	0	0	0	0	0	0	0	0	0	0	0	0
	50 mg/kg	0	0	0	0	0	0	0	0	0	0	0	0	0	0
	100 mg/kg	1	1	1	1	1	1	1	1	1	1	1	1	1	1
	200 mg/kg	0	0	0	0	0	0	0	0	0	0	0	0	0	0
MORIBUND SACRIFICE	Control	0	0	0	0	0	0	0	0	0	0	0	0	0	0
	50 mg/kg	0	0	0	0	0	0	0	0	0	0	0	0	0	0
	100 mg/kg	1	1	1	1	1	1	1	1	1	1	1	1	1	1
	200 mg/kg	8	8	8	8	8	8	8	8	8	8	8	8	8	8
LOCOMOTOR MOVEMENT DECR	Control	0	0	0	0	0	0	0	0	0	0	0	0	0	0
	50 mg/kg	0	0	0	0	0	0	0	0	0	0	0	0	0	0
	100 mg/kg	0	0	0	0	0	0	0	0	0	0	0	0	0	0
	200 mg/kg	0	0	0	0	0	0	0	0	0	0	0	0	0	0
HUNCHBACK POSITION	Control	0	0	0	0	0	0	0	0	0	0	0	0	0	0
	50 mg/kg	0	0	0	0	0	0	0	0	0	0	0	0	0	0
	100 mg/kg	0	0	0	0	0	0	0	0	0	0	0	0	0	0
	200 mg/kg	0	0	0	0	0	0	0	0	0	0	0	0	0	0
WASTING	Control	0	0	0	0	0	0	0	0	0	0	0	0	0	0
	50 mg/kg	0	0	0	0	0	0	0	0	0	0	0	0	0	0
	100 mg/kg	0	0	0	0	0	0	0	0	0	0	0	0	0	0
	200 mg/kg	0	0	0	0	0	0	0	0	0	0	0	0	0	0
MALOCCLUSION	Control	0	0	0	0	0	0	0	0	0	0	0	0	0	0
	50 mg/kg	0	0	0	0	0	0	0	0	0	0	0	0	0	0
	100 mg/kg	0	0	0	0	0	0	0	0	0	0	0	0	0	0
	200 mg/kg	0	0	0	0	0	0	0	0	0	0	0	0	0	0
EXTERNAL MASS	Control	0	0	0	0	0	0	0	0	0	0	0	0	0	0
	50 mg/kg	0	0	0	0	0	0	0	0	0	0	0	0	0	0
	100 mg/kg	0	0	0	0	0	0	0	0	0	0	0	0	0	0
	200 mg/kg	0	0	0	0	0	0	0	0	0	0	0	0	0	0
M.NECK	Control	0	0	0	0	0	0	0	0	0	0	0	0	0	0
	50 mg/kg	0	0	0	0	0	0	0	0	0	0	0	0	0	0
	100 mg/kg	0	0	0	0	0	0	0	0	0	0	0	0	0	0
	200 mg/kg	0	0	0	0	0	0	0	0	0	0	0	0	0	0
M.HINDLIMB	Control	0	0	0	0	0	0	0	0	0	0	0	0	0	0
	50 mg/kg	0	0	0	0	0	0	0	0	0	0	0	0	0	0
	100 mg/kg	0	0	0	0	0	0	0	0	0	0	0	0	0	0
	200 mg/kg	0	0	0	0	0	0	0	0	0	0	0	0	0	0

STUDY NO. : 0907
 ANIMAL : B6.129S2-Trp53tm1Tyj/J
 REPORT TYPE : A1 27

CLINICAL OBSERVATION (SUMMARY)
 ALL ANIMALS

SEX : FEMALE

PAGE : 25

Clinical sign	Group Name	Administration Week-day													
		25-1 1	25-1 2	25-2 1	25-2 2	25-3 1	25-3 2	25-4 1	25-4 2	25-5 1	25-5 2	25-6 1	25-6 2	25-7 1	25-7 2
DEATH	Control	0	0	0	0	0	0	0	0	0	0	0	0	0	0
	50 mg/kg	0	0	0	0	0	0	0	0	0	0	0	0	0	0
	100 mg/kg	1	1	1	1	1	1	1	1	1	1	1	1	1	1
	200 mg/kg	0	0	0	0	0	0	0	0	0	0	0	0	0	0
MORIBUND SACRIFICE	Control	0	0	0	0	0	0	0	0	0	0	0	0	0	0
	50 mg/kg	0	0	0	0	0	0	0	0	0	0	0	0	0	0
	100 mg/kg	1	1	1	1	1	1	1	1	1	1	1	1	1	1
	200 mg/kg	8	8	8	8	8	8	8	8	8	8	8	8	8	8
LOCOMOTOR MOVEMENT DECR	Control	0	0	0	0	0	0	0	0	0	0	0	0	0	0
	50 mg/kg	0	0	0	0	0	0	0	0	0	0	0	0	0	0
	100 mg/kg	0	0	0	0	0	0	0	0	0	0	0	0	0	0
	200 mg/kg	0	0	0	0	0	0	0	0	0	0	0	0	0	0
HUNCHBACK POSITION	Control	0	0	0	0	0	0	0	0	0	0	0	0	0	0
	50 mg/kg	0	0	0	0	0	0	0	0	0	0	0	0	0	0
	100 mg/kg	0	0	0	0	0	0	0	0	0	0	0	0	0	0
	200 mg/kg	0	0	0	0	0	0	0	0	0	0	0	0	0	0
WASTING	Control	0	0	0	0	0	0	0	0	0	0	0	0	0	0
	50 mg/kg	0	0	0	0	0	0	0	0	0	0	0	0	0	0
	100 mg/kg	0	0	0	0	0	0	0	0	0	0	0	0	0	0
	200 mg/kg	0	0	0	0	0	0	0	0	0	0	0	0	0	0
MALOCCLUSION	Control	0	0	0	0	0	0	0	0	0	0	0	0	0	0
	50 mg/kg	0	0	0	0	0	0	0	0	0	0	0	0	0	0
	100 mg/kg	0	0	0	0	0	0	0	0	0	0	0	0	0	0
	200 mg/kg	0	0	0	0	0	0	0	0	0	0	0	0	0	0
EXTERNAL MASS	Control	0	0	0	0	0	0	0	0	0	0	0	0	0	0
	50 mg/kg	0	1	1	1	1	1	1	1	1	1	1	1	1	1
	100 mg/kg	0	0	0	0	0	0	0	0	0	0	0	0	0	0
	200 mg/kg	0	0	0	0	0	0	0	0	0	0	0	0	0	0
M.NECK	Control	0	0	0	0	0	0	0	0	0	0	0	0	0	0
	50 mg/kg	0	1	1	1	1	1	1	1	1	1	1	1	1	1
	100 mg/kg	0	0	0	0	0	0	0	0	0	0	0	0	0	0
	200 mg/kg	0	0	0	0	0	0	0	0	0	0	0	0	0	0
M.HINDLIMB	Control	0	0	0	0	0	0	0	0	0	0	0	0	0	0
	50 mg/kg	0	0	0	0	0	0	0	0	0	0	0	0	0	0
	100 mg/kg	0	0	0	0	0	0	0	0	0	0	0	0	0	0
	200 mg/kg	0	0	0	0	0	0	0	0	0	0	0	0	0	0

STUDY NO. : 0907
 ANIMAL : B6.129S2-Trp53tm1Tyj/J
 REPORT TYPE : A1 27

CLINICAL OBSERVATION (SUMMARY)
 ALL ANIMALS

SEX : FEMALE

PAGE : 26

Clinical sign	Group Name	Administration Week-day													
		26-1 1	26-1 2	26-2 1	26-2 2	26-3 1	26-3 2	26-4 1	26-4 2	26-5 1	26-5 2	26-6 1	26-6 2	26-7 1	26-7 2
DEATH	Control	0	0	0	0	0	0	0	0	0	0	0	0	0	0
	50 mg/kg	0	0	0	0	0	0	0	0	0	0	0	0	0	0
	100 mg/kg	1	1	1	1	1	1	1	1	1	1	1	1	1	1
	200 mg/kg	0	0	0	0	0	0	0	0	0	0	0	0	0	0
MORIBUND SACRIFICE	Control	0	0	0	0	0	0	0	0	0	0	0	0	0	0
	50 mg/kg	0	0	0	0	0	0	0	0	0	0	0	0	0	0
	100 mg/kg	1	1	1	1	1	1	1	1	1	1	1	1	1	1
	200 mg/kg	8	8	8	8	8	8	8	8	8	8	8	8	8	8
LOCOMOTOR MOVEMENT DECR	Control	0	0	0	0	0	0	0	0	0	0	0	0	0	0
	50 mg/kg	0	0	0	0	0	0	0	0	0	0	0	0	0	0
	100 mg/kg	0	0	0	0	0	0	0	0	0	0	0	0	0	0
	200 mg/kg	0	0	0	0	0	0	0	0	0	0	0	0	0	0
HUNCHBACK POSITION	Control	0	0	0	0	0	0	0	0	0	0	0	0	0	0
	50 mg/kg	0	0	0	0	0	0	0	0	0	0	0	0	0	0
	100 mg/kg	0	0	0	0	0	0	0	0	0	0	0	0	0	0
	200 mg/kg	0	0	0	0	0	0	0	0	0	0	0	0	0	0
WASTING	Control	0	0	0	0	0	0	0	0	0	0	0	0	0	0
	50 mg/kg	0	0	0	0	0	0	0	0	0	0	0	0	0	0
	100 mg/kg	0	0	0	0	0	0	0	0	0	0	0	0	0	0
	200 mg/kg	0	0	0	0	0	0	0	0	0	0	0	0	0	0
MALOCCLUSION	Control	0	0	0	0	0	0	0	0	0	0	0	0	0	0
	50 mg/kg	0	0	0	0	0	0	0	0	0	0	0	0	0	0
	100 mg/kg	0	0	0	0	0	0	0	0	0	0	0	0	0	0
	200 mg/kg	0	0	0	0	0	0	0	0	0	0	0	0	0	0
EXTERNAL MASS	Control	0	0	0	0	0	0	0	0	0	0	0	0	0	0
	50 mg/kg	1	1	1	1	1	1	1	1	1	1	1	1	1	1
	100 mg/kg	0	0	0	0	0	0	0	0	0	0	0	0	0	0
	200 mg/kg	0	0	0	0	0	0	0	0	0	0	0	0	0	0
M.NECK	Control	0	0	0	0	0	0	0	0	0	0	0	0	0	0
	50 mg/kg	1	1	1	1	1	1	1	1	1	1	1	1	1	1
	100 mg/kg	0	0	0	0	0	0	0	0	0	0	0	0	0	0
	200 mg/kg	0	0	0	0	0	0	0	0	0	0	0	0	0	0
M.HINDLIMB	Control	0	0	0	0	0	0	0	0	0	0	0	0	0	0
	50 mg/kg	0	0	0	0	0	0	0	0	0	0	0	0	0	0
	100 mg/kg	0	0	0	0	0	0	0	0	0	0	0	0	0	0
	200 mg/kg	0	0	0	0	0	0	0	0	0	0	0	0	0	0

STUDY NO. : 0907
 ANIMAL : B6.129S2-Trp53tm1Tyj/J
 REPORT TYPE : A1 27

CLINICAL OBSERVATION (SUMMARY)
 ALL ANIMALS

SEX : FEMALE

PAGE : 27

Clinical sign	Group Name	Administration Week-day	
		27-1 1	27-1 2
DEATH	Control	0	0
	50 mg/kg	0	0
	100 mg/kg	1	1
	200 mg/kg	0	0
MORIBUND SACRIFICE	Control	0	0
	50 mg/kg	0	0
	100 mg/kg	1	1
	200 mg/kg	8	8
LOCOMOTOR MOVEMENT DECR	Control	0	0
	50 mg/kg	0	0
	100 mg/kg	0	0
	200 mg/kg	0	0
HUNCHBACK POSITION	Control	0	0
	50 mg/kg	0	0
	100 mg/kg	0	0
	200 mg/kg	0	0
WASTING	Control	0	0
	50 mg/kg	0	0
	100 mg/kg	0	0
	200 mg/kg	0	0
MALOCCLUSION	Control	0	0
	50 mg/kg	0	0
	100 mg/kg	0	0
	200 mg/kg	0	0
EXTERNAL MASS	Control	0	0
	50 mg/kg	1	1
	100 mg/kg	0	0
	200 mg/kg	0	0
M.NECK	Control	0	0
	50 mg/kg	1	1
	100 mg/kg	0	0
	200 mg/kg	0	0
M.HINDLIMB	Control	0	0
	50 mg/kg	0	0
	100 mg/kg	0	0
	200 mg/kg	0	0

STUDY NO. : 0907
 ANIMAL : B6.129S2-Trp53tm1Tyj/J
 REPORT TYPE : A1 27

CLINICAL OBSERVATION (SUMMARY)
 ALL ANIMALS

SEX : FEMALE

PAGE : 28

Clinical sign	Group Name	Administration Week-day													
		1-1 1	1-1 2	1-2 1	1-2 2	1-3 1	1-3 2	1-4 1	1-4 2	1-5 1	1-5 2	1-6 1	1-6 2	1-7 1	1-7 2
ANEMIA	Control	0	0	0	0	0	0	0	0	0	0	0	0	0	0
	50 mg/kg	0	0	0	0	0	0	0	0	0	0	0	0	0	0
	100 mg/kg	0	0	0	0	0	0	0	0	0	0	0	0	0	0
	200 mg/kg	0	0	0	0	0	0	0	0	0	0	0	0	0	0
EROSION	Control	0	0	0	0	0	0	0	0	0	0	0	0	0	0
	50 mg/kg	0	0	0	0	0	0	0	0	0	0	0	0	0	0
	100 mg/kg	0	0	0	0	0	0	0	0	0	0	0	0	0	0
	200 mg/kg	0	0	0	0	0	0	0	0	0	0	0	0	0	0
CRUSTA	Control	0	0	0	0	0	0	0	0	0	0	0	0	0	0
	50 mg/kg	0	0	0	0	0	0	0	0	0	0	0	0	0	0
	100 mg/kg	0	0	0	0	0	0	0	0	0	0	0	0	0	0
	200 mg/kg	0	0	0	0	0	0	0	0	0	0	0	0	0	0
SWELLING	Control	0	0	0	0	0	0	0	0	0	0	0	0	0	0
	50 mg/kg	0	0	0	0	0	0	0	0	0	0	0	0	0	0
	100 mg/kg	0	0	0	0	0	0	0	0	0	0	0	0	0	0
	200 mg/kg	0	0	0	0	0	0	0	0	0	0	0	0	0	0
HEMORRHAGE	Control	0	0	0	0	0	0	0	0	0	0	0	0	0	0
	50 mg/kg	0	0	0	0	0	0	0	0	0	0	0	0	0	0
	100 mg/kg	0	0	0	0	0	0	0	0	0	0	0	0	0	0
	200 mg/kg	0	0	0	0	0	0	0	0	0	0	0	0	0	0
IRREGULAR BREATHING	Control	0	0	0	0	0	0	0	0	0	0	0	0	0	0
	50 mg/kg	0	0	0	0	0	0	0	0	0	0	0	0	0	0
	100 mg/kg	0	0	0	0	0	0	0	0	0	0	0	0	0	0
	200 mg/kg	0	0	0	0	0	0	0	0	0	0	0	0	0	0
OLIGO-STOOL	Control	0	0	0	0	0	0	0	0	0	0	0	0	0	0
	50 mg/kg	0	0	0	0	0	0	0	0	0	0	0	0	0	0
	100 mg/kg	0	0	0	0	0	0	0	0	0	0	0	0	0	0
	200 mg/kg	0	0	0	0	0	0	0	0	0	0	0	0	0	0
NON REMARKABLE	Control	25	25	25	25	25	25	25	25	25	25	25	25	25	25
	50 mg/kg	25	25	25	25	25	25	25	25	25	25	25	25	25	25
	100 mg/kg	25	25	25	25	25	25	25	25	25	25	25	25	25	25
	200 mg/kg	25	25	25	25	25	25	25	25	25	25	25	25	25	25

STUDY NO. : 0907
 ANIMAL : B6.129S2-Trp53tm1Tyj/J
 REPORT TYPE : A1 27

CLINICAL OBSERVATION (SUMMARY)
 ALL ANIMALS

SEX : FEMALE

PAGE : 29

Clinical sign	Group Name	Administration Week-day													
		2-1 1	2-1 2	2-2 1	2-2 2	2-3 1	2-3 2	2-4 1	2-4 2	2-5 1	2-5 2	2-6 1	2-6 2	2-7 1	2-7 2
ANEMIA	Control	0	0	0	0	0	0	0	0	0	0	0	0	0	0
	50 mg/kg	0	0	0	0	0	0	0	0	0	0	0	0	0	0
	100 mg/kg	0	0	0	0	0	0	0	0	0	0	0	0	0	0
	200 mg/kg	0	0	0	0	0	0	0	0	0	0	0	0	0	0
EROSION	Control	0	0	0	0	0	0	0	0	0	0	0	0	0	0
	50 mg/kg	0	0	0	0	0	0	0	0	0	0	0	0	0	0
	100 mg/kg	0	0	0	0	0	0	0	0	0	0	0	0	0	1
	200 mg/kg	0	0	0	0	0	0	0	0	0	0	0	0	0	0
CRUSTA	Control	0	0	0	0	0	0	0	0	0	0	0	0	0	0
	50 mg/kg	0	0	0	0	0	0	0	0	0	0	0	0	0	0
	100 mg/kg	0	0	0	0	0	0	0	0	0	0	0	0	0	0
	200 mg/kg	0	0	0	0	0	0	0	0	0	0	0	0	0	0
SWELLING	Control	0	0	0	0	0	0	0	0	0	0	0	0	0	0
	50 mg/kg	0	0	0	0	0	0	0	0	0	0	0	0	0	0
	100 mg/kg	0	0	0	0	0	0	0	0	0	0	0	0	0	0
	200 mg/kg	0	0	0	0	0	0	0	0	0	0	0	0	0	0
HEMORRHAGE	Control	0	0	0	0	0	0	0	0	0	0	0	0	0	0
	50 mg/kg	0	0	0	0	0	0	0	0	0	0	0	0	0	0
	100 mg/kg	0	0	0	0	0	0	0	0	0	0	0	0	0	0
	200 mg/kg	0	0	0	0	0	0	0	0	0	0	0	0	0	0
IRREGULAR BREATHING	Control	0	0	0	0	0	0	0	0	0	0	0	0	0	0
	50 mg/kg	0	0	0	0	0	0	0	0	0	0	0	0	0	0
	100 mg/kg	0	0	0	0	0	0	0	0	0	0	0	0	0	0
	200 mg/kg	0	0	0	0	0	0	0	0	0	0	0	0	0	0
OLIGO-STOOL	Control	0	0	0	0	0	0	0	0	0	0	0	0	0	0
	50 mg/kg	0	0	0	0	0	0	0	0	0	0	0	0	0	0
	100 mg/kg	0	0	0	0	0	0	0	0	0	0	0	0	0	0
	200 mg/kg	0	0	0	0	0	0	0	0	0	0	0	0	0	0
NON REMARKABLE	Control	25	25	25	25	25	25	25	25	25	25	25	25	25	25
	50 mg/kg	25	25	25	25	25	25	25	25	25	25	25	25	25	25
	100 mg/kg	25	25	25	25	25	25	24	24	24	24	24	24	24	23
	200 mg/kg	25	25	25	25	25	25	25	25	25	25	25	25	25	25

STUDY NO. : 0907
 ANIMAL : B6.129S2-Trp53tm1Tyj/J
 REPORT TYPE : A1 27

CLINICAL OBSERVATION (SUMMARY)
 ALL ANIMALS

SEX : FEMALE

PAGE : 30

Clinical sign	Group Name	Administration Week-day													
		3-1 1	3-1 2	3-2 1	3-2 2	3-3 1	3-3 2	3-4 1	3-4 2	3-5 1	3-5 2	3-6 1	3-6 2	3-7 1	3-7 2
ANEMIA	Control	0	0	0	0	0	0	0	0	0	0	0	0	0	0
	50 mg/kg	0	0	0	0	0	0	0	0	0	0	0	0	0	0
	100 mg/kg	0	0	0	0	0	0	0	0	0	0	0	0	0	0
	200 mg/kg	0	0	0	0	0	0	0	0	0	0	0	0	0	0
EROSION	Control	0	0	0	0	0	0	0	0	0	0	0	0	0	0
	50 mg/kg	0	0	0	0	0	0	0	0	0	0	0	0	0	0
	100 mg/kg	1	1	1	1	1	1	1	1	1	1	1	1	1	1
	200 mg/kg	0	0	0	0	0	0	0	0	0	0	0	0	0	0
CRUSTA	Control	0	0	0	0	0	0	0	0	0	0	0	0	0	0
	50 mg/kg	0	0	0	0	0	0	0	0	0	0	0	0	0	0
	100 mg/kg	0	0	0	0	0	0	0	0	0	0	0	0	0	0
	200 mg/kg	0	0	0	0	0	0	0	0	0	0	0	0	0	0
SWELLING	Control	0	0	0	0	0	0	0	0	0	0	0	0	0	0
	50 mg/kg	0	0	0	0	0	0	0	0	0	0	0	0	0	0
	100 mg/kg	0	0	0	0	0	0	0	0	0	0	0	0	0	0
	200 mg/kg	0	0	0	0	0	0	0	0	0	0	0	0	0	0
HEMORRHAGE	Control	0	0	0	0	0	0	0	0	0	0	0	0	0	0
	50 mg/kg	0	0	0	0	0	0	0	0	0	0	0	0	0	0
	100 mg/kg	0	0	0	0	0	0	0	0	0	0	0	0	0	0
	200 mg/kg	0	0	0	0	0	0	0	0	0	0	0	0	0	0
IRREGULAR BREATHING	Control	0	0	0	0	0	0	0	0	0	0	0	0	0	0
	50 mg/kg	0	0	0	0	0	0	0	0	0	0	0	0	0	0
	100 mg/kg	0	0	0	0	0	0	0	0	0	0	0	0	0	0
	200 mg/kg	0	0	0	0	0	0	0	0	0	0	0	0	0	0
OLIGO-STOOL	Control	0	0	0	0	0	0	0	0	0	0	0	0	0	0
	50 mg/kg	0	0	0	0	0	0	0	0	0	0	0	0	0	0
	100 mg/kg	0	0	0	0	0	0	0	0	0	0	0	0	0	0
	200 mg/kg	0	0	0	0	0	0	0	0	0	0	0	0	0	0
NON REMARKABLE	Control	25	25	25	25	25	25	25	25	25	25	25	25	25	25
	50 mg/kg	25	25	25	25	25	25	25	25	25	25	25	25	25	25
	100 mg/kg	23	23	23	23	23	23	23	23	23	23	23	23	23	23
	200 mg/kg	25	25	25	25	25	25	25	25	25	25	25	25	25	25

STUDY NO. : 0907
 ANIMAL : B6.129S2-Trp53tm1Tyj/J
 REPORT TYPE : A1 27

CLINICAL OBSERVATION (SUMMARY)
 ALL ANIMALS

SEX : FEMALE

PAGE : 31

Clinical sign	Group Name	Administration Week-day													
		4-1 1	4-1 2	4-2 1	4-2 2	4-3 1	4-3 2	4-4 1	4-4 2	4-5 1	4-5 2	4-6 1	4-6 2	4-7 1	4-7 2
ANEMIA	Control	0	0	0	0	0	0	0	0	0	0	0	0	0	0
	50 mg/kg	0	0	0	0	0	0	0	0	0	0	0	0	0	0
	100 mg/kg	0	0	0	0	0	0	0	0	0	0	0	0	0	0
	200 mg/kg	0	0	0	0	0	0	0	0	0	0	0	0	0	0
EROSION	Control	0	0	0	0	0	0	0	0	0	0	0	0	0	0
	50 mg/kg	0	0	0	0	0	0	0	0	0	0	0	0	0	0
	100 mg/kg	1	1	1	1	1	1	1	1	1	0	0	0	0	0
	200 mg/kg	0	0	0	0	0	0	0	0	0	0	0	0	0	0
CRUSTA	Control	0	0	0	0	0	0	0	0	0	0	0	0	0	0
	50 mg/kg	0	0	0	0	0	0	0	0	0	0	0	0	0	0
	100 mg/kg	0	0	0	0	0	0	0	0	0	0	0	0	0	0
	200 mg/kg	0	0	0	0	0	0	0	0	0	0	0	0	0	0
SWELLING	Control	0	0	0	0	0	0	0	0	0	0	0	0	0	0
	50 mg/kg	0	0	0	0	0	0	0	0	0	0	0	0	0	0
	100 mg/kg	0	0	0	0	0	0	0	0	0	0	0	0	0	0
	200 mg/kg	0	0	0	0	0	0	0	0	0	0	0	0	0	0
HEMORRHAGE	Control	0	0	0	0	0	0	0	0	0	0	0	0	0	0
	50 mg/kg	0	0	0	0	0	0	0	0	0	0	0	0	0	0
	100 mg/kg	0	0	0	0	0	0	0	0	0	0	0	0	0	0
	200 mg/kg	0	0	0	0	0	0	0	0	0	0	0	0	0	0
IRREGULAR BREATHING	Control	0	0	0	0	0	0	0	0	0	0	0	0	0	0
	50 mg/kg	0	0	0	0	0	0	0	0	0	0	0	0	0	0
	100 mg/kg	0	0	0	0	0	0	0	0	1	1	1	1	1	1
	200 mg/kg	0	0	0	0	0	0	0	0	0	0	0	0	0	0
OLIGO-STOOL	Control	0	0	0	0	0	0	0	0	0	0	0	0	0	0
	50 mg/kg	0	0	0	0	0	0	0	0	0	0	0	0	0	0
	100 mg/kg	0	0	0	0	0	0	0	0	0	0	0	0	0	0
	200 mg/kg	0	0	0	0	0	0	0	0	0	0	0	0	0	0
NON REMARKABLE	Control	25	25	25	25	25	25	25	25	25	25	25	25	25	25
	50 mg/kg	25	25	25	25	25	25	25	25	25	25	25	25	25	25
	100 mg/kg	23	23	23	23	23	23	23	23	22	23	23	23	23	23
	200 mg/kg	25	25	25	25	25	25	25	25	25	25	25	25	25	25

STUDY NO. : 0907
 ANIMAL : B6.129S2-Trp53tm1Tyj/J
 REPORT TYPE : A1 27

CLINICAL OBSERVATION (SUMMARY)
 ALL ANIMALS

SEX : FEMALE

PAGE : 32

Clinical sign	Group Name	Administration Week-day													
		5-1 1	5-1 2	5-2 1	5-2 2	5-3 1	5-3 2	5-4 1	5-4 2	5-5 1	5-5 2	5-6 1	5-6 2	5-7 1	5-7 2
ANEMIA	Control	0	0	0	0	0	0	0	0	0	0	0	0	0	0
	50 mg/kg	0	0	0	0	0	0	0	0	0	0	0	0	0	0
	100 mg/kg	0	0	0	0	0	0	0	0	0	0	0	0	0	0
	200 mg/kg	0	0	0	0	0	0	0	0	0	0	0	0	0	0
EROSION	Control	0	0	0	0	0	0	0	0	0	0	0	0	0	0
	50 mg/kg	0	0	0	0	0	0	0	0	0	0	0	0	0	0
	100 mg/kg	0	0	0	0	0	0	0	0	0	0	0	0	0	0
	200 mg/kg	0	0	0	0	0	0	0	0	0	0	0	0	0	0
CRUSTA	Control	0	0	0	0	0	0	0	0	0	0	0	0	0	0
	50 mg/kg	0	0	0	0	0	0	0	0	0	0	0	0	0	0
	100 mg/kg	0	0	0	0	0	0	0	0	0	0	0	0	0	0
	200 mg/kg	0	0	0	0	0	0	0	0	0	0	0	0	0	0
SWELLING	Control	0	0	0	0	0	0	0	0	0	0	0	0	0	0
	50 mg/kg	0	0	0	0	0	0	0	0	0	0	0	0	0	0
	100 mg/kg	0	0	0	0	0	0	0	0	0	0	0	0	0	0
	200 mg/kg	0	0	0	0	0	0	0	0	0	0	0	0	0	0
HEMORRHAGE	Control	0	0	0	0	0	0	0	0	0	0	0	0	0	0
	50 mg/kg	0	0	0	0	0	0	0	0	0	0	0	0	0	0
	100 mg/kg	0	0	0	0	0	0	0	0	0	0	0	0	0	0
	200 mg/kg	0	0	0	0	0	0	0	0	0	0	0	0	0	0
IRREGULAR BREATHING	Control	0	0	0	0	0	0	0	0	0	0	0	0	0	0
	50 mg/kg	0	0	0	0	0	0	0	0	0	0	0	0	0	0
	100 mg/kg	1	1	1	1	1	1	1	1	0	0	0	0	0	0
	200 mg/kg	0	0	0	0	0	0	0	0	0	0	0	0	0	0
OLIGO-STOOL	Control	0	0	0	0	0	0	0	0	0	0	0	0	0	0
	50 mg/kg	0	0	0	0	0	0	0	0	0	0	0	0	0	0
	100 mg/kg	0	0	0	0	0	0	0	0	0	0	0	0	0	0
	200 mg/kg	0	0	0	0	0	0	0	0	1	1	4	4	4	4
NON REMARKABLE	Control	25	25	25	25	25	25	25	25	25	25	25	25	25	25
	50 mg/kg	25	25	25	25	25	25	25	25	25	25	25	25	25	25
	100 mg/kg	23	23	23	23	23	23	23	23	23	23	23	23	23	23
	200 mg/kg	25	25	25	25	25	25	25	25	24	24	21	21	21	21

STUDY NO. : 0907
 ANIMAL : B6.129S2-Trp53tm1Tyj/J
 REPORT TYPE : A1 27

CLINICAL OBSERVATION (SUMMARY)
 ALL ANIMALS

SEX : FEMALE

PAGE : 33

Clinical sign	Group Name	Administration Week-day													
		6-1 1	6-1 2	6-2 1	6-2 2	6-3 1	6-3 2	6-4 1	6-4 2	6-5 1	6-5 2	6-6 1	6-6 2	6-7 1	6-7 2
ANEMIA	Control	0	0	0	0	0	0	0	0	0	0	0	0	0	0
	50 mg/kg	0	0	0	0	0	0	0	0	0	0	0	0	0	0
	100 mg/kg	0	0	0	0	0	0	0	0	0	0	0	0	0	0
	200 mg/kg	0	0	0	0	0	0	0	0	0	0	0	0	0	0
EROSION	Control	0	0	0	0	0	0	0	0	0	0	0	0	0	0
	50 mg/kg	0	0	0	0	0	0	0	0	0	0	0	0	0	0
	100 mg/kg	0	0	0	0	0	0	0	0	0	0	0	0	0	0
	200 mg/kg	0	0	0	0	0	0	0	0	0	0	0	0	0	0
CRUSTA	Control	0	0	0	0	0	0	0	0	0	0	0	0	0	0
	50 mg/kg	0	0	0	0	0	0	0	0	0	0	0	0	0	0
	100 mg/kg	0	0	0	0	0	0	0	0	0	0	0	0	0	0
	200 mg/kg	0	0	0	0	0	0	0	0	0	0	0	0	0	0
SWELLING	Control	0	0	0	0	0	0	0	0	0	0	0	0	0	0
	50 mg/kg	0	0	0	0	0	0	0	0	0	0	0	0	0	0
	100 mg/kg	0	0	0	0	0	0	0	0	0	0	0	0	0	0
	200 mg/kg	0	0	0	0	0	0	0	0	0	0	0	0	0	0
HEMORRHAGE	Control	0	0	0	0	0	0	0	0	0	0	0	0	0	0
	50 mg/kg	0	0	0	0	0	0	0	0	0	0	0	0	0	0
	100 mg/kg	0	0	0	0	0	0	0	0	0	0	0	0	0	0
	200 mg/kg	0	0	0	0	0	0	0	0	0	0	0	0	0	0
IRREGULAR BREATHING	Control	0	0	0	0	0	0	0	0	0	0	0	0	0	0
	50 mg/kg	0	0	0	0	0	0	0	0	0	0	0	0	0	0
	100 mg/kg	0	0	0	0	0	0	0	0	0	0	0	0	0	0
	200 mg/kg	0	0	0	0	0	0	0	0	0	0	0	0	0	0
OLIGO-STOOL	Control	0	0	0	0	0	0	0	0	0	0	0	0	0	0
	50 mg/kg	0	0	0	0	0	0	0	0	0	0	0	0	0	0
	100 mg/kg	0	0	0	0	0	0	0	0	0	0	0	0	0	0
	200 mg/kg	4	4	4	4	4	4	4	4	4	4	4	4	4	4
NON REMARKABLE	Control	25	25	25	25	25	25	25	25	25	25	25	25	25	25
	50 mg/kg	25	25	25	25	25	25	25	25	25	25	25	25	25	25
	100 mg/kg	23	23	23	23	23	23	23	23	23	23	23	23	23	23
	200 mg/kg	21	21	21	21	21	21	21	21	21	21	21	21	21	21

STUDY NO. : 0907
 ANIMAL : B6.129S2-Trp53tm1Tyj/J
 REPORT TYPE : A1 27

CLINICAL OBSERVATION (SUMMARY)
 ALL ANIMALS

SEX : FEMALE

PAGE : 34

Clinical sign	Group Name	Administration Week-day													
		7-1 1	7-1 2	7-2 1	7-2 2	7-3 1	7-3 2	7-4 1	7-4 2	7-5 1	7-5 2	7-6 1	7-6 2	7-7 1	7-7 2
ANEMIA	Control	0	0	0	0	0	0	0	0	0	0	0	0	0	0
	50 mg/kg	0	0	0	0	0	0	0	0	0	0	0	0	0	0
	100 mg/kg	0	0	0	0	0	0	0	0	0	0	0	0	0	0
	200 mg/kg	0	0	0	0	0	0	0	0	0	0	0	0	0	0
EROSION	Control	0	0	0	0	0	0	0	0	0	0	0	0	0	0
	50 mg/kg	0	0	0	0	0	0	0	0	0	0	0	0	0	0
	100 mg/kg	0	0	0	0	0	0	0	0	0	0	0	0	0	0
	200 mg/kg	0	0	0	0	0	0	0	0	0	0	0	0	0	0
CRUSTA	Control	0	0	0	0	0	0	0	0	0	0	0	0	0	0
	50 mg/kg	0	0	0	0	0	0	0	0	0	0	0	0	0	0
	100 mg/kg	0	0	0	0	0	0	0	0	0	0	0	0	0	0
	200 mg/kg	0	0	0	0	0	0	0	0	0	0	0	0	0	0
SWELLING	Control	0	0	0	0	0	0	0	0	0	0	0	0	0	0
	50 mg/kg	0	0	0	0	0	0	0	0	0	0	0	0	0	0
	100 mg/kg	0	0	0	0	0	0	0	0	0	0	0	0	0	0
	200 mg/kg	0	0	0	0	0	0	0	0	0	0	0	0	0	0
HEMORRHAGE	Control	0	0	0	0	0	0	0	0	0	0	0	0	0	0
	50 mg/kg	0	0	0	0	0	0	0	0	0	0	0	0	0	0
	100 mg/kg	0	0	0	0	0	0	0	0	0	0	0	0	0	0
	200 mg/kg	0	0	0	0	0	0	0	0	0	0	0	0	0	0
IRREGULAR BREATHING	Control	0	0	0	0	0	0	0	0	0	0	0	0	0	0
	50 mg/kg	0	0	0	0	0	0	0	0	0	0	0	0	0	0
	100 mg/kg	0	0	0	0	0	0	0	0	0	0	0	0	0	0
	200 mg/kg	0	0	0	0	0	0	0	0	0	0	0	0	0	0
OLIGO-STOOL	Control	0	0	0	0	0	0	0	0	0	0	0	0	0	0
	50 mg/kg	0	0	0	0	0	0	0	0	0	0	0	0	0	0
	100 mg/kg	0	0	0	0	0	0	0	0	0	0	0	0	0	0
	200 mg/kg	4	4	3	3	3	3	3	3	3	2	2	2	2	2
NON REMARKABLE	Control	25	25	25	25	25	25	25	25	25	25	25	25	25	25
	50 mg/kg	25	25	25	25	25	25	25	25	25	25	25	25	25	25
	100 mg/kg	23	23	23	23	23	23	23	23	23	23	23	23	23	23
	200 mg/kg	21	21	22	22	22	22	22	22	22	22	22	22	22	22

STUDY NO. : 0907
 ANIMAL : B6.129S2-Trp53tm1Tyj/J
 REPORT TYPE : A1 27

CLINICAL OBSERVATION (SUMMARY)
 ALL ANIMALS

SEX : FEMALE

PAGE : 35

Clinical sign	Group Name	Administration Week-day													
		8-1 1	8-1 2	8-2 1	8-2 2	8-3 1	8-3 2	8-4 1	8-4 2	8-5 1	8-5 2	8-6 1	8-6 2	8-7 1	8-7 2
ANEMIA	Control	0	0	0	0	0	0	0	0	0	0	0	0	0	0
	50 mg/kg	0	0	0	0	0	0	0	0	0	0	0	0	0	0
	100 mg/kg	0	0	0	0	0	0	0	0	0	0	0	0	0	0
	200 mg/kg	0	0	0	0	0	0	0	0	0	0	0	0	0	0
EROSION	Control	0	0	0	0	0	0	0	0	0	0	0	0	0	0
	50 mg/kg	0	0	0	0	0	0	0	0	0	0	0	0	0	0
	100 mg/kg	0	0	0	0	0	0	0	0	0	0	0	0	0	0
	200 mg/kg	0	0	0	0	0	0	0	0	0	0	0	1	1	1
CRUSTA	Control	0	0	0	0	0	0	0	0	0	0	0	0	0	0
	50 mg/kg	0	0	0	0	0	0	0	0	0	0	0	0	0	0
	100 mg/kg	0	0	0	0	0	0	0	0	0	0	0	0	0	0
	200 mg/kg	0	0	0	0	0	0	0	0	0	0	0	0	0	0
SWELLING	Control	0	0	0	0	0	0	0	0	0	0	0	0	0	0
	50 mg/kg	0	0	0	0	0	0	0	0	0	0	0	0	0	0
	100 mg/kg	0	0	0	0	0	0	0	0	0	0	0	0	0	0
	200 mg/kg	0	0	0	0	0	0	0	0	0	0	0	0	0	0
HEMORRHAGE	Control	0	0	0	0	0	0	0	0	0	0	0	0	0	0
	50 mg/kg	0	0	0	0	0	0	0	0	0	0	0	0	0	0
	100 mg/kg	0	0	0	0	0	0	0	0	0	0	0	0	0	0
	200 mg/kg	0	0	0	0	0	0	0	0	0	0	0	0	0	0
IRREGULAR BREATHING	Control	0	0	0	0	0	0	0	0	0	0	0	0	0	0
	50 mg/kg	0	0	0	0	0	0	0	0	0	0	0	0	0	0
	100 mg/kg	0	0	0	0	0	0	0	0	0	0	0	0	0	0
	200 mg/kg	0	0	0	0	0	0	0	0	0	0	0	0	0	0
OLIGO-STOOL	Control	0	0	0	0	0	0	0	0	0	0	0	0	0	0
	50 mg/kg	0	0	0	0	0	0	0	0	0	0	0	0	0	0
	100 mg/kg	0	0	0	0	0	0	0	0	0	0	0	0	0	0
	200 mg/kg	2	2	2	2	2	2	2	2	2	2	2	2	2	2
NON REMARKABLE	Control	25	25	25	25	25	25	25	25	25	25	25	25	25	25
	50 mg/kg	25	25	25	25	25	25	25	25	25	25	25	25	25	25
	100 mg/kg	23	23	23	23	23	23	23	23	23	23	23	23	23	23
	200 mg/kg	22	22	22	22	22	22	22	22	22	22	22	21	21	21

STUDY NO. : 0907
 ANIMAL : B6.129S2-Trp53tm1Tyj/J
 REPORT TYPE : A1 27

CLINICAL OBSERVATION (SUMMARY)
 ALL ANIMALS

SEX : FEMALE

PAGE : 36

Clinical sign	Group Name	Administration Week-day													
		9-1 1	9-1 2	9-2 1	9-2 2	9-3 1	9-3 2	9-4 1	9-4 2	9-5 1	9-5 2	9-6 1	9-6 2	9-7 1	9-7 2
ANEMIA	Control	0	0	0	0	0	0	0	0	0	0	0	0	0	0
	50 mg/kg	0	0	0	0	0	0	0	0	0	0	0	0	0	0
	100 mg/kg	0	0	0	0	0	0	0	0	0	0	0	0	0	0
	200 mg/kg	0	0	0	0	0	0	0	0	0	0	0	0	0	0
EROSION	Control	0	0	0	0	0	0	0	0	0	0	0	0	0	0
	50 mg/kg	0	0	0	0	0	0	0	0	0	0	0	0	0	0
	100 mg/kg	0	0	0	0	0	0	0	0	0	0	0	0	0	0
	200 mg/kg	1	1	1	1	1	1	1	1	1	1	1	0	0	0
CRUSTA	Control	0	0	0	0	0	0	0	0	0	0	0	0	0	0
	50 mg/kg	0	0	0	0	0	0	0	0	0	0	0	0	0	0
	100 mg/kg	0	0	0	0	0	0	0	0	0	0	0	0	0	0
	200 mg/kg	0	0	0	0	0	0	0	0	0	0	0	0	0	0
SWELLING	Control	0	0	0	0	0	0	0	0	0	0	0	0	0	0
	50 mg/kg	0	0	0	0	0	0	0	0	0	0	0	0	0	0
	100 mg/kg	0	0	0	0	0	0	0	0	0	0	0	0	0	0
	200 mg/kg	0	0	0	0	0	0	0	0	0	0	0	0	0	0
HEMORRHAGE	Control	0	0	0	0	0	0	0	0	0	0	0	0	0	0
	50 mg/kg	0	0	0	0	0	0	0	0	0	0	0	0	0	0
	100 mg/kg	0	0	0	0	0	0	0	0	0	0	0	0	0	0
	200 mg/kg	0	0	0	0	0	0	0	0	0	0	0	0	0	0
IRREGULAR BREATHING	Control	0	0	0	0	0	0	0	0	0	0	0	0	0	0
	50 mg/kg	0	0	0	0	0	0	0	0	0	0	0	0	0	0
	100 mg/kg	0	0	0	0	0	0	0	0	0	0	0	0	0	0
	200 mg/kg	0	0	0	0	0	0	0	0	0	0	0	0	0	0
OLIGO-STOOL	Control	0	0	0	0	0	0	0	0	0	0	0	0	0	0
	50 mg/kg	0	0	0	0	0	0	0	0	0	0	0	0	0	0
	100 mg/kg	0	0	0	0	0	0	0	0	0	0	0	0	0	0
	200 mg/kg	2	2	2	2	2	2	2	2	2	2	1	0	0	0
NON REMARKABLE	Control	25	25	25	25	25	25	25	25	25	25	25	25	25	25
	50 mg/kg	25	25	25	25	25	25	25	25	25	25	25	25	25	25
	100 mg/kg	23	23	23	23	23	23	23	23	23	23	23	23	23	23
	200 mg/kg	21	21	21	21	21	21	21	21	21	21	21	22	22	22

STUDY NO. : 0907
 ANIMAL : B6.129S2-Trp53tm1Tyj/J
 REPORT TYPE : A1 27

CLINICAL OBSERVATION (SUMMARY)
 ALL ANIMALS

SEX : FEMALE

PAGE : 37

Clinical sign	Group Name	Administration Week-day													
		10-1 1	10-1 2	10-2 1	10-2 2	10-3 1	10-3 2	10-4 1	10-4 2	10-5 1	10-5 2	10-6 1	10-6 2	10-7 1	10-7 2
ANEMIA	Control	0	0	0	0	0	0	0	0	0	0	0	0	0	0
	50 mg/kg	0	0	0	0	0	0	0	0	0	0	0	0	0	0
	100 mg/kg	0	0	0	0	0	0	0	0	0	0	0	0	0	0
	200 mg/kg	0	0	0	0	0	0	0	0	0	0	0	0	0	0
EROSION	Control	0	0	0	0	0	0	0	0	0	0	0	0	0	0
	50 mg/kg	0	0	0	0	0	0	0	0	0	0	0	0	0	0
	100 mg/kg	0	0	0	0	0	0	0	0	0	0	0	0	0	0
	200 mg/kg	0	0	0	0	0	0	0	0	0	0	0	0	0	0
CRUSTA	Control	0	0	0	0	0	0	0	0	0	0	0	0	0	0
	50 mg/kg	0	0	0	0	0	0	0	0	0	0	0	0	0	0
	100 mg/kg	0	0	0	0	0	0	0	0	0	0	0	0	0	0
	200 mg/kg	0	0	0	0	0	0	0	0	0	0	0	0	0	0
SWELLING	Control	0	0	0	0	0	0	0	0	0	0	0	0	0	0
	50 mg/kg	0	0	0	0	0	0	0	0	0	0	0	0	0	0
	100 mg/kg	0	0	0	0	0	0	0	0	0	0	0	0	0	0
	200 mg/kg	0	0	0	0	0	0	0	0	0	0	0	0	0	0
HEMORRHAGE	Control	0	0	0	0	0	0	0	0	0	0	0	0	0	0
	50 mg/kg	0	0	0	0	0	0	0	0	0	0	0	0	0	0
	100 mg/kg	0	0	0	0	0	0	0	0	0	0	0	0	0	0
	200 mg/kg	0	0	0	0	0	0	0	0	0	0	0	0	0	0
IRREGULAR BREATHING	Control	0	0	0	0	0	0	0	0	0	0	0	0	0	0
	50 mg/kg	0	0	0	0	0	0	0	0	0	0	0	0	0	0
	100 mg/kg	0	0	0	0	0	0	0	0	0	0	0	0	0	0
	200 mg/kg	0	0	0	0	0	0	0	0	0	0	0	0	0	0
OLIGO-STOOL	Control	0	0	0	0	0	0	0	0	0	0	0	0	0	0
	50 mg/kg	0	0	0	0	0	0	0	0	0	0	0	0	0	0
	100 mg/kg	0	0	0	0	0	0	0	0	0	0	0	0	0	0
	200 mg/kg	0	0	0	0	0	0	0	0	0	0	0	0	2	2
NON REMARKABLE	Control	25	25	25	25	25	25	25	25	25	25	25	25	25	25
	50 mg/kg	25	25	25	25	25	25	25	25	25	25	25	25	25	25
	100 mg/kg	23	23	23	23	23	23	23	23	23	23	23	23	23	23
	200 mg/kg	22	22	22	22	22	22	22	22	22	22	22	22	20	20

STUDY NO. : 0907
 ANIMAL : B6.129S2-Trp53tm1Tyj/J
 REPORT TYPE : A1 27

CLINICAL OBSERVATION (SUMMARY)
 ALL ANIMALS

SEX : FEMALE

PAGE : 38

Clinical sign	Group Name	Administration Week-day													
		11-1 1	11-1 2	11-2 1	11-2 2	11-3 1	11-3 2	11-4 1	11-4 2	11-5 1	11-5 2	11-6 1	11-6 2	11-7 1	11-7 2
ANEMIA	Control	0	0	0	0	0	0	0	0	0	0	0	0	0	0
	50 mg/kg	0	0	0	0	0	0	0	0	0	0	0	0	0	0
	100 mg/kg	0	0	0	0	0	0	0	0	0	0	0	0	0	0
	200 mg/kg	0	0	0	0	0	0	0	0	0	0	0	0	0	0
EROSION	Control	0	0	0	0	0	0	0	0	0	0	0	0	0	0
	50 mg/kg	0	0	0	0	0	0	0	0	0	0	0	0	0	0
	100 mg/kg	0	0	0	0	0	0	0	0	0	0	0	0	0	0
	200 mg/kg	0	0	0	0	0	0	0	0	0	0	0	0	0	0
CRUSTA	Control	0	0	0	0	0	0	0	0	0	0	0	0	0	0
	50 mg/kg	0	0	0	0	0	0	0	0	0	0	0	0	0	0
	100 mg/kg	0	0	0	0	0	0	0	0	0	0	0	0	0	0
	200 mg/kg	0	0	0	0	0	0	0	0	0	0	0	0	0	0
SWELLING	Control	0	0	0	0	0	0	0	0	0	0	0	0	0	0
	50 mg/kg	0	0	0	0	0	0	0	0	0	0	0	0	0	0
	100 mg/kg	0	0	0	0	0	0	0	0	0	0	0	0	0	0
	200 mg/kg	0	0	0	0	0	0	0	0	0	0	0	0	0	0
HEMORRHAGE	Control	0	0	0	0	0	0	0	0	0	0	0	0	0	0
	50 mg/kg	0	0	0	0	0	0	0	0	0	0	0	0	0	0
	100 mg/kg	0	0	0	0	0	0	0	0	0	0	0	0	0	0
	200 mg/kg	0	0	0	0	0	0	0	0	0	0	0	0	0	0
IRREGULAR BREATHING	Control	0	0	0	0	0	0	0	0	0	0	0	0	0	0
	50 mg/kg	0	0	0	0	0	0	0	0	0	0	0	0	0	0
	100 mg/kg	0	0	0	0	0	0	0	0	0	0	0	0	0	0
	200 mg/kg	0	0	0	0	0	0	0	0	0	0	0	0	0	0
OLIGO-STOOL	Control	0	0	0	0	0	0	0	0	0	0	0	0	0	0
	50 mg/kg	0	0	0	0	0	0	0	0	0	0	0	0	0	0
	100 mg/kg	0	0	0	0	0	0	0	0	0	0	0	0	0	0
	200 mg/kg	3	3	3	3	3	3	1	1	1	1	0	0	0	0
NON REMARKABLE	Control	25	25	25	25	25	25	25	25	25	25	25	25	25	25
	50 mg/kg	25	25	25	25	25	25	25	25	25	25	25	25	25	25
	100 mg/kg	23	23	23	23	23	23	23	23	23	23	23	23	23	23
	200 mg/kg	19	19	19	19	19	19	21	21	21	21	22	22	22	22

STUDY NO. : 0907
 ANIMAL : B6.129S2-Trp53tm1Tyj/J
 REPORT TYPE : A1 27

CLINICAL OBSERVATION (SUMMARY)
 ALL ANIMALS

SEX : FEMALE

PAGE : 39

Clinical sign	Group Name	Administration Week-day													
		12-1 1	12-1 2	12-2 1	12-2 2	12-3 1	12-3 2	12-4 1	12-4 2	12-5 1	12-5 2	12-6 1	12-6 2	12-7 1	12-7 2
ANEMIA	Control	0	0	0	0	0	0	0	0	0	0	0	0	0	0
	50 mg/kg	0	0	0	0	0	0	0	0	0	0	0	0	0	0
	100 mg/kg	0	0	0	0	0	0	0	0	0	0	0	0	0	0
	200 mg/kg	0	0	0	0	0	0	0	0	0	0	0	0	0	0
EROSION	Control	0	0	0	0	0	0	0	0	0	0	0	0	0	0
	50 mg/kg	0	0	0	0	0	0	0	0	0	0	0	0	0	0
	100 mg/kg	0	0	0	0	0	0	0	0	0	0	0	0	0	0
	200 mg/kg	0	0	0	0	0	0	0	0	0	0	0	0	0	0
CRUSTA	Control	0	0	0	0	0	0	0	0	0	0	0	0	0	0
	50 mg/kg	0	0	0	0	0	0	0	0	0	0	0	0	0	0
	100 mg/kg	0	0	0	0	0	0	0	0	0	0	0	0	0	0
	200 mg/kg	0	0	0	0	0	0	0	0	0	0	0	0	0	0
SWELLING	Control	0	0	0	0	0	0	0	0	0	0	0	0	0	0
	50 mg/kg	0	0	0	0	0	0	0	0	0	0	0	0	0	0
	100 mg/kg	0	0	0	0	0	0	0	0	0	0	0	0	0	0
	200 mg/kg	0	0	0	0	0	0	0	0	0	0	0	0	0	0
HEMORRHAGE	Control	0	0	0	0	0	0	0	0	0	0	0	0	0	0
	50 mg/kg	0	0	0	0	0	0	0	0	0	0	0	0	0	0
	100 mg/kg	0	0	0	0	0	0	0	0	0	0	0	0	0	0
	200 mg/kg	0	0	0	0	0	0	0	0	0	0	0	0	0	0
IRREGULAR BREATHING	Control	0	0	0	0	0	0	0	0	0	0	0	0	0	0
	50 mg/kg	0	0	0	0	0	0	0	0	0	0	0	0	0	0
	100 mg/kg	0	0	0	0	0	0	0	0	0	0	0	0	0	0
	200 mg/kg	0	0	0	0	0	0	0	0	0	0	0	0	0	0
OLIGO-STOOL	Control	0	0	0	0	0	0	0	0	0	0	0	0	0	0
	50 mg/kg	0	0	0	0	0	0	0	0	0	0	0	0	0	0
	100 mg/kg	0	0	0	0	0	0	0	0	0	0	0	0	0	0
	200 mg/kg	0	0	0	0	0	0	0	0	0	0	1	1	1	1
NON REMARKABLE	Control	25	25	25	25	25	25	25	25	25	25	25	25	25	25
	50 mg/kg	25	25	25	25	25	25	25	25	25	25	25	25	25	25
	100 mg/kg	23	23	23	23	23	23	23	23	23	23	23	23	23	23
	200 mg/kg	22	22	22	22	22	22	22	22	22	22	21	21	21	21

STUDY NO. : 0907
 ANIMAL : B6.129S2-Trp53tm1Tyj/J
 REPORT TYPE : A1 27

CLINICAL OBSERVATION (SUMMARY)
 ALL ANIMALS

SEX : FEMALE

PAGE : 40

Clinical sign	Group Name	Administration Week-day													
		13-1 1	13-1 2	13-2 1	13-2 2	13-3 1	13-3 2	13-4 1	13-4 2	13-5 1	13-5 2	13-6 1	13-6 2	13-7 1	13-7 2
ANEMIA	Control	0	0	0	0	0	0	0	0	0	0	0	0	0	0
	50 mg/kg	0	0	0	0	0	0	0	0	0	0	0	0	0	0
	100 mg/kg	0	0	0	0	0	0	0	0	0	0	0	0	0	0
	200 mg/kg	0	0	0	0	0	0	0	0	0	0	0	0	0	0
EROSION	Control	0	0	0	0	0	0	0	0	0	0	0	0	0	0
	50 mg/kg	0	0	0	0	0	0	0	0	0	0	0	0	0	0
	100 mg/kg	0	0	0	0	0	0	0	0	0	0	0	0	0	0
	200 mg/kg	0	0	0	0	0	0	0	0	0	0	0	0	0	0
CRUSTA	Control	0	0	0	0	0	0	0	0	0	0	0	0	0	0
	50 mg/kg	0	0	0	0	0	0	0	0	0	0	0	0	0	0
	100 mg/kg	0	0	0	0	0	0	0	0	0	0	0	0	0	0
	200 mg/kg	0	0	0	0	0	0	0	0	0	0	0	0	0	0
SWELLING	Control	0	0	0	0	0	0	0	0	0	0	0	0	0	0
	50 mg/kg	0	0	0	0	0	0	0	0	0	0	0	0	0	0
	100 mg/kg	0	0	0	0	0	0	0	0	0	0	0	0	0	0
	200 mg/kg	0	0	0	0	0	0	0	0	0	0	0	0	0	0
HEMORRHAGE	Control	0	0	0	0	0	0	0	0	0	0	0	0	0	0
	50 mg/kg	0	0	0	0	0	0	0	0	0	0	0	0	0	0
	100 mg/kg	0	0	0	0	0	0	0	0	0	0	0	0	0	0
	200 mg/kg	0	0	0	0	0	0	0	0	0	0	0	0	0	0
IRREGULAR BREATHING	Control	0	0	0	0	0	0	0	0	0	0	0	0	0	0
	50 mg/kg	0	0	0	0	0	0	0	0	0	0	0	0	0	0
	100 mg/kg	0	0	0	0	0	0	0	0	0	0	0	0	0	0
	200 mg/kg	0	0	0	0	0	0	0	0	0	0	0	0	0	0
OLIGO-STOOL	Control	0	0	0	0	0	0	0	0	0	0	0	0	0	0
	50 mg/kg	0	0	0	0	0	0	0	0	0	0	0	0	0	0
	100 mg/kg	0	0	0	0	0	0	0	0	0	0	0	0	0	0
	200 mg/kg	1	1	1	1	1	1	1	1	1	0	0	0	0	0
NON REMARKABLE	Control	25	25	25	25	25	25	25	25	25	25	25	25	25	25
	50 mg/kg	25	25	25	25	25	25	25	25	25	25	25	25	25	25
	100 mg/kg	23	23	23	23	23	23	23	23	23	23	23	23	23	23
	200 mg/kg	21	21	21	21	21	21	21	21	22	22	22	22	22	22

STUDY NO. : 0907
 ANIMAL : B6.129S2-Trp53tm1Tyj/J
 REPORT TYPE : A1 27

CLINICAL OBSERVATION (SUMMARY)
 ALL ANIMALS

SEX : FEMALE

PAGE : 41

Clinical sign	Group Name	Administration Week-day													
		14-1 1	14-1 2	14-2 1	14-2 2	14-3 1	14-3 2	14-4 1	14-4 2	14-5 1	14-5 2	14-6 1	14-6 2	14-7 1	14-7 2
ANEMIA	Control	0	0	0	0	0	0	0	0	0	0	0	0	0	0
	50 mg/kg	0	0	0	0	0	0	0	0	0	0	0	0	0	0
	100 mg/kg	0	0	0	0	0	0	0	0	0	0	0	0	0	0
	200 mg/kg	0	0	0	0	0	0	0	0	0	0	0	0	0	0
EROSION	Control	0	0	0	0	0	0	0	0	0	0	0	0	0	0
	50 mg/kg	0	0	0	0	0	0	0	0	0	0	0	0	0	0
	100 mg/kg	0	0	0	0	0	0	0	0	0	0	0	0	0	0
	200 mg/kg	0	0	0	0	0	0	0	0	0	0	0	0	0	0
CRUSTA	Control	0	0	0	0	0	0	0	0	0	0	0	0	0	0
	50 mg/kg	0	0	0	0	0	0	0	0	0	0	0	0	0	0
	100 mg/kg	0	0	0	0	0	0	0	0	0	0	0	0	0	0
	200 mg/kg	0	0	0	0	0	0	0	0	0	0	0	0	0	0
SWELLING	Control	0	0	0	0	0	0	0	0	0	0	0	0	0	0
	50 mg/kg	0	0	0	0	0	0	0	0	0	0	0	0	0	0
	100 mg/kg	0	0	0	0	0	0	0	0	0	0	0	0	0	0
	200 mg/kg	0	0	0	0	0	0	0	0	0	0	0	0	0	0
HEMORRHAGE	Control	0	0	0	0	0	0	0	0	0	0	0	0	0	0
	50 mg/kg	0	0	0	0	0	0	0	0	0	0	0	0	0	0
	100 mg/kg	0	0	0	0	0	0	0	0	0	0	0	0	0	0
	200 mg/kg	0	0	1	0	0	0	0	0	0	0	0	0	0	0
IRREGULAR BREATHING	Control	0	0	0	0	0	0	0	0	0	0	0	0	0	0
	50 mg/kg	0	0	0	0	0	0	0	0	0	0	0	0	0	0
	100 mg/kg	0	0	0	0	0	0	0	0	0	0	0	0	0	0
	200 mg/kg	0	0	0	0	0	0	0	0	0	0	0	0	0	0
OLIGO-STOOL	Control	0	0	0	0	0	0	0	0	0	0	0	0	0	0
	50 mg/kg	0	0	0	0	0	0	0	0	0	0	0	0	0	0
	100 mg/kg	0	0	0	0	0	0	0	0	0	0	0	0	0	0
	200 mg/kg	0	0	0	0	0	0	0	0	0	0	0	0	0	0
NON REMARKABLE	Control	25	25	25	25	25	25	25	25	25	25	25	25	25	25
	50 mg/kg	25	25	25	25	25	25	25	25	25	25	25	25	25	25
	100 mg/kg	23	23	23	23	23	23	23	23	23	23	23	23	23	23
	200 mg/kg	22	22	22	22	22	22	22	22	22	22	22	22	21	21

STUDY NO. : 0907
 ANIMAL : B6.129S2-Trp53tm1Tyj/J
 REPORT TYPE : A1 27

CLINICAL OBSERVATION (SUMMARY)
 ALL ANIMALS

SEX : FEMALE

PAGE : 42

Clinical sign	Group Name	Administration Week-day													
		15-1 1	15-1 2	15-2 1	15-2 2	15-3 1	15-3 2	15-4 1	15-4 2	15-5 1	15-5 2	15-6 1	15-6 2	15-7 1	15-7 2
ANEMIA	Control	0	0	0	0	0	0	0	0	0	0	0	0	0	0
	50 mg/kg	0	0	0	0	0	0	0	0	0	0	0	0	0	0
	100 mg/kg	0	0	0	0	0	0	0	0	0	0	0	0	0	0
	200 mg/kg	0	0	0	0	0	0	0	0	0	0	0	0	0	0
EROSION	Control	0	0	0	0	0	0	0	0	0	0	0	0	0	0
	50 mg/kg	0	0	0	0	0	0	0	0	0	0	0	0	0	0
	100 mg/kg	0	0	0	0	0	0	0	0	0	0	0	0	0	0
	200 mg/kg	0	0	0	0	0	0	0	0	0	0	0	0	0	0
CRUSTA	Control	0	0	0	0	0	0	0	0	0	0	0	0	0	0
	50 mg/kg	0	0	0	0	0	0	0	0	0	0	0	0	0	0
	100 mg/kg	0	0	0	0	0	0	0	0	0	0	0	0	0	0
	200 mg/kg	0	0	0	0	0	0	0	0	0	0	0	0	0	0
SWELLING	Control	0	0	0	0	0	0	0	0	0	0	0	0	0	0
	50 mg/kg	0	0	0	0	0	0	0	0	0	0	0	0	0	0
	100 mg/kg	0	0	0	0	0	0	0	0	0	0	0	0	0	0
	200 mg/kg	0	0	0	0	0	0	0	0	0	0	0	0	0	0
HEMORRHAGE	Control	0	0	0	0	0	0	0	0	0	0	0	0	0	0
	50 mg/kg	0	0	0	0	0	0	0	0	0	0	0	0	0	0
	100 mg/kg	0	0	0	0	0	0	0	0	0	0	0	0	0	0
	200 mg/kg	0	0	0	0	0	0	0	0	0	0	0	0	0	0
IRREGULAR BREATHING	Control	0	0	0	0	0	0	0	0	0	0	0	0	0	0
	50 mg/kg	0	0	0	0	0	0	0	0	0	0	0	0	0	0
	100 mg/kg	0	0	0	0	0	0	0	0	0	0	0	0	0	0
	200 mg/kg	0	0	0	0	0	0	0	0	0	0	0	0	0	0
OLIGO-STOOL	Control	0	0	0	0	0	0	0	0	0	0	0	0	0	0
	50 mg/kg	0	0	0	0	0	0	0	0	0	0	0	0	0	0
	100 mg/kg	0	0	0	0	0	0	0	0	0	0	0	0	0	0
	200 mg/kg	0	0	0	0	0	0	0	0	0	0	0	0	0	0
NON REMARKABLE	Control	25	25	25	25	25	25	25	25	25	25	25	25	25	25
	50 mg/kg	25	25	25	25	25	25	25	25	25	25	25	25	25	25
	100 mg/kg	23	23	23	23	23	23	23	23	23	23	23	23	23	23
	200 mg/kg	21	21	21	21	21	21	21	21	21	21	21	21	21	21

STUDY NO. : 0907
 ANIMAL : B6.129S2-Trp53tm1Tyj/J
 REPORT TYPE : A1 27

CLINICAL OBSERVATION (SUMMARY)
 ALL ANIMALS

SEX : FEMALE

PAGE : 43

Clinical sign	Group Name	Administration Week-day													
		16-1 1	16-1 2	16-2 1	16-2 2	16-3 1	16-3 2	16-4 1	16-4 2	16-5 1	16-5 2	16-6 1	16-6 2	16-7 1	16-7 2
ANEMIA	Control	0	0	0	0	0	0	0	0	0	0	0	0	0	0
	50 mg/kg	0	0	0	0	0	0	0	0	0	0	0	0	0	0
	100 mg/kg	0	0	0	0	0	0	0	0	0	0	0	0	0	0
	200 mg/kg	0	0	0	0	0	0	0	0	0	0	0	0	0	0
EROSION	Control	0	0	0	0	0	0	0	0	0	0	0	0	0	0
	50 mg/kg	0	0	0	0	0	0	0	0	0	0	0	0	0	0
	100 mg/kg	0	0	0	0	0	0	0	0	0	0	0	0	0	0
	200 mg/kg	0	0	0	0	0	0	0	0	0	0	0	0	0	0
CRUSTA	Control	0	0	0	0	0	0	0	0	0	0	0	0	0	0
	50 mg/kg	0	0	0	0	0	0	0	0	0	0	0	0	0	0
	100 mg/kg	0	0	0	0	0	0	0	0	0	0	0	0	0	0
	200 mg/kg	0	0	0	0	0	0	0	0	0	0	0	0	0	0
SWELLING	Control	0	0	0	0	0	0	0	0	0	0	0	0	0	0
	50 mg/kg	0	0	0	0	0	0	0	0	0	0	0	0	0	0
	100 mg/kg	0	0	0	0	0	0	0	0	0	0	0	0	0	0
	200 mg/kg	0	0	0	0	0	0	0	0	0	0	0	0	0	0
HEMORRHAGE	Control	0	0	0	0	0	0	0	0	0	0	0	0	0	0
	50 mg/kg	0	0	0	0	0	0	0	0	0	0	0	0	0	0
	100 mg/kg	0	0	0	0	0	0	0	0	0	0	0	0	0	0
	200 mg/kg	0	0	0	0	0	0	0	0	0	0	0	0	0	0
IRREGULAR BREATHING	Control	0	0	0	0	0	0	0	0	0	0	0	0	0	0
	50 mg/kg	0	0	0	0	0	0	0	0	0	0	0	0	0	0
	100 mg/kg	0	0	0	0	0	0	0	0	0	0	0	0	0	0
	200 mg/kg	0	0	0	0	0	0	0	0	0	0	0	0	0	0
OLIGO-STOOL	Control	0	0	0	0	0	0	0	0	0	0	0	0	0	0
	50 mg/kg	0	0	0	0	0	0	0	0	0	0	0	0	0	0
	100 mg/kg	0	0	0	0	0	0	0	0	0	0	0	0	0	0
	200 mg/kg	0	0	0	0	0	0	0	0	0	0	0	0	1	1
NON REMARKABLE	Control	25	25	25	25	25	25	25	25	25	25	25	25	25	25
	50 mg/kg	25	25	25	25	25	25	25	25	25	25	25	25	25	25
	100 mg/kg	23	23	23	23	23	23	23	23	23	23	23	23	23	23
	200 mg/kg	21	21	21	21	21	21	21	21	21	21	21	21	20	20

STUDY NO. : 0907
 ANIMAL : B6.129S2-Trp53tm1Tyj/J
 REPORT TYPE : A1 27

CLINICAL OBSERVATION (SUMMARY)
 ALL ANIMALS

SEX : FEMALE

PAGE : 44

Clinical sign	Group Name	Administration Week-day													
		17-1 1	17-1 2	17-2 1	17-2 2	17-3 1	17-3 2	17-4 1	17-4 2	17-5 1	17-5 2	17-6 1	17-6 2	17-7 1	17-7 2
ANEMIA	Control	0	0	0	0	0	0	0	0	0	0	0	0	0	0
	50 mg/kg	0	0	0	0	0	0	0	0	0	0	0	0	0	0
	100 mg/kg	0	0	0	0	0	0	0	0	0	0	0	0	0	0
	200 mg/kg	0	0	0	0	0	0	0	0	0	0	0	0	0	0
EROSION	Control	0	0	0	0	0	0	0	0	0	0	0	0	0	0
	50 mg/kg	0	0	0	0	0	0	0	0	0	0	0	0	0	0
	100 mg/kg	0	0	0	0	0	0	0	0	0	0	0	0	0	0
	200 mg/kg	0	0	0	0	0	0	0	0	0	0	0	0	0	0
CRUSTA	Control	0	0	0	0	0	0	0	0	0	0	0	0	0	0
	50 mg/kg	0	0	0	0	0	0	0	0	0	0	0	0	0	0
	100 mg/kg	0	0	0	0	0	0	0	0	0	0	0	0	0	0
	200 mg/kg	0	0	0	0	0	0	0	0	0	0	0	0	0	0
SWELLING	Control	0	0	0	0	0	0	0	0	0	0	0	0	0	0
	50 mg/kg	0	0	0	0	0	0	0	0	0	0	0	0	0	0
	100 mg/kg	0	0	0	0	0	0	0	0	0	0	0	0	0	0
	200 mg/kg	0	0	0	0	0	0	0	0	0	0	0	0	0	0
HEMORRHAGE	Control	0	0	0	0	0	0	0	0	0	0	0	0	0	0
	50 mg/kg	0	0	0	0	0	0	0	0	0	0	0	0	0	0
	100 mg/kg	0	0	0	0	0	0	0	0	0	0	0	0	0	0
	200 mg/kg	0	0	0	0	0	0	0	0	0	0	0	0	0	0
IRREGULAR BREATHING	Control	0	0	0	0	0	0	0	0	0	0	0	0	0	0
	50 mg/kg	0	0	0	0	0	0	0	0	0	0	0	0	0	0
	100 mg/kg	0	0	0	0	0	0	0	0	0	0	0	0	0	0
	200 mg/kg	0	0	0	0	0	0	0	0	0	0	0	0	0	0
OLIGO-STOOL	Control	0	0	0	0	0	0	0	0	0	0	0	0	0	0
	50 mg/kg	0	0	0	0	0	0	0	0	0	0	0	0	0	0
	100 mg/kg	0	0	0	0	0	0	0	0	0	0	0	0	0	0
	200 mg/kg	0	0	0	0	0	0	0	0	0	0	0	0	0	0
NON REMARKABLE	Control	25	25	25	25	25	25	25	25	25	25	25	25	25	25
	50 mg/kg	25	25	25	25	25	25	25	25	25	25	25	25	25	25
	100 mg/kg	23	23	23	23	23	23	23	23	23	23	23	23	23	23
	200 mg/kg	20	20	19	19	19	19	19	19	19	19	19	19	19	19

STUDY NO. : 0907
 ANIMAL : B6.129S2-Trp53tm1Tyj/J
 REPORT TYPE : A1 27

CLINICAL OBSERVATION (SUMMARY)
 ALL ANIMALS

SEX : FEMALE

PAGE : 45

Clinical sign	Group Name	Administration Week-day													
		18-1 1	18-1 2	18-2 1	18-2 2	18-3 1	18-3 2	18-4 1	18-4 2	18-5 1	18-5 2	18-6 1	18-6 2	18-7 1	18-7 2
ANEMIA	Control	0	0	0	0	0	0	0	0	0	0	0	0	0	0
	50 mg/kg	0	0	0	0	0	0	0	0	0	0	0	0	0	0
	100 mg/kg	0	0	0	0	0	0	0	0	0	0	0	0	0	0
	200 mg/kg	0	0	0	0	0	0	0	0	0	0	0	0	0	0
EROSION	Control	0	0	0	0	0	0	0	0	0	0	0	0	0	0
	50 mg/kg	0	0	0	0	0	0	0	0	0	0	0	0	0	0
	100 mg/kg	0	0	0	0	0	0	0	0	0	0	0	0	0	0
	200 mg/kg	0	0	0	0	0	0	0	0	0	0	0	0	0	0
CRUSTA	Control	0	0	0	0	0	0	0	0	0	0	0	0	0	0
	50 mg/kg	0	0	0	0	0	0	0	0	0	0	0	0	0	0
	100 mg/kg	0	0	0	0	0	0	0	0	0	0	0	0	0	0
	200 mg/kg	0	0	0	0	0	0	0	0	0	0	0	0	0	0
SWELLING	Control	0	0	0	0	0	0	0	0	0	0	0	0	0	0
	50 mg/kg	0	0	0	0	0	0	0	0	0	0	0	0	0	0
	100 mg/kg	0	0	0	0	0	0	0	0	0	0	0	0	0	0
	200 mg/kg	0	0	0	0	0	0	0	0	0	0	0	0	0	0
HEMORRHAGE	Control	0	0	0	0	0	0	0	0	0	0	0	0	0	0
	50 mg/kg	0	0	0	0	0	0	0	0	0	0	0	0	0	0
	100 mg/kg	0	0	0	0	0	0	0	0	0	0	0	0	0	0
	200 mg/kg	0	0	0	0	0	0	0	0	0	0	0	0	0	0
IRREGULAR BREATHING	Control	0	0	0	0	0	0	0	0	0	0	0	0	0	0
	50 mg/kg	0	0	0	0	0	0	0	0	0	0	0	0	0	0
	100 mg/kg	0	0	0	0	0	0	0	0	0	0	0	0	0	0
	200 mg/kg	0	0	0	0	0	0	0	0	0	0	0	0	0	0
OLIGO-STOOL	Control	0	0	0	0	0	0	0	0	0	0	0	0	0	0
	50 mg/kg	0	0	0	0	0	0	0	0	0	0	0	0	0	0
	100 mg/kg	0	0	0	0	0	0	0	0	0	0	0	0	0	0
	200 mg/kg	0	0	0	0	0	0	0	0	0	0	0	0	0	0
NON REMARKABLE	Control	25	25	25	25	25	25	25	25	25	25	25	25	25	25
	50 mg/kg	25	25	25	25	25	25	25	25	25	25	25	25	25	25
	100 mg/kg	23	23	23	23	23	23	23	23	23	23	23	23	23	23
	200 mg/kg	19	19	19	19	19	19	19	19	19	19	19	19	19	19

STUDY NO. : 0907
 ANIMAL : B6.129S2-Trp53tm1Tyj/J
 REPORT TYPE : A1 27

CLINICAL OBSERVATION (SUMMARY)
 ALL ANIMALS

SEX : FEMALE

PAGE : 46

Clinical sign	Group Name	Administration Week-day													
		19-1 1	19-1 2	19-2 1	19-2 2	19-3 1	19-3 2	19-4 1	19-4 2	19-5 1	19-5 2	19-6 1	19-6 2	19-7 1	19-7 2
ANEMIA	Control	0	0	0	0	0	0	0	0	0	0	0	0	0	0
	50 mg/kg	0	0	0	0	0	0	0	0	0	0	0	0	0	0
	100 mg/kg	0	0	0	0	0	0	0	0	0	0	0	0	0	0
	200 mg/kg	0	0	0	0	0	0	0	0	0	1	1	0	0	0
EROSION	Control	0	0	0	0	0	0	0	0	0	0	0	0	0	0
	50 mg/kg	0	0	0	0	0	0	0	0	0	0	0	0	0	0
	100 mg/kg	0	0	0	0	0	0	0	0	0	0	0	0	0	0
	200 mg/kg	0	0	0	0	0	0	0	0	0	1	1	0	0	0
CRUSTA	Control	0	0	0	0	0	0	0	0	0	0	0	0	0	0
	50 mg/kg	0	0	0	0	0	0	0	0	0	0	0	0	0	0
	100 mg/kg	0	0	0	0	0	0	0	0	0	0	0	0	0	0
	200 mg/kg	0	0	0	0	0	0	0	0	0	0	0	0	0	0
SWELLING	Control	0	0	0	0	0	0	0	0	0	0	0	0	0	0
	50 mg/kg	0	0	0	0	0	0	0	0	0	0	0	0	0	0
	100 mg/kg	0	0	0	0	0	0	0	0	0	0	0	0	0	0
	200 mg/kg	0	0	0	0	0	0	0	0	0	0	0	0	0	0
HEMORRHAGE	Control	0	0	0	0	0	0	0	0	0	0	0	0	0	0
	50 mg/kg	0	0	0	0	0	0	0	0	0	0	0	0	0	0
	100 mg/kg	0	0	0	0	0	0	0	0	0	0	0	0	0	0
	200 mg/kg	0	0	0	0	0	0	0	0	0	0	0	0	0	0
IRREGULAR BREATHING	Control	0	0	0	0	0	0	0	0	0	0	0	0	0	0
	50 mg/kg	0	0	0	0	0	0	0	0	0	0	0	0	0	0
	100 mg/kg	0	0	0	0	0	0	0	0	0	0	0	0	0	0
	200 mg/kg	0	0	0	0	0	0	0	0	0	0	0	0	0	0
OLIGO-STOOL	Control	0	0	0	0	0	0	0	0	0	0	0	0	0	0
	50 mg/kg	0	0	0	0	0	0	0	0	0	0	0	0	0	0
	100 mg/kg	0	0	0	0	0	0	0	0	0	0	0	0	0	0
	200 mg/kg	1	1	1	0	0	0	0	0	0	1	1	1	0	0
NON REMARKABLE	Control	25	25	25	25	25	25	25	25	25	25	25	25	25	25
	50 mg/kg	25	25	25	25	25	25	25	25	25	25	25	25	25	25
	100 mg/kg	23	23	23	23	23	23	23	23	23	23	23	23	23	23
	200 mg/kg	18	18	18	19	19	19	19	19	19	17	17	17	18	18

STUDY NO. : 0907
 ANIMAL : B6.129S2-Trp53tm1Tyj/J
 REPORT TYPE : A1 27

CLINICAL OBSERVATION (SUMMARY)
 ALL ANIMALS

SEX : FEMALE

PAGE : 47

Clinical sign	Group Name	Administration Week-day													
		20-1 1	20-1 2	20-2 1	20-2 2	20-3 1	20-3 2	20-4 1	20-4 2	20-5 1	20-5 2	20-6 1	20-6 2	20-7 1	20-7 2
ANEMIA	Control	0	0	0	0	0	0	0	0	0	0	0	0	0	0
	50 mg/kg	0	0	0	0	0	0	0	0	0	0	0	0	0	0
	100 mg/kg	0	0	0	0	0	0	0	0	0	0	0	0	0	0
	200 mg/kg	0	0	0	0	0	0	0	0	0	0	0	0	0	0
EROSION	Control	0	0	0	0	0	0	0	0	0	0	0	0	0	0
	50 mg/kg	0	0	0	0	0	0	0	0	0	0	0	0	0	0
	100 mg/kg	0	0	0	0	0	0	0	0	0	0	0	0	0	0
	200 mg/kg	0	0	0	0	0	0	0	0	0	0	0	0	0	0
CRUSTA	Control	0	0	0	0	0	0	0	0	0	0	0	0	0	0
	50 mg/kg	0	0	0	0	0	0	0	0	0	0	0	0	0	0
	100 mg/kg	0	0	0	0	0	0	0	0	0	0	0	0	0	0
	200 mg/kg	0	0	0	0	0	0	0	0	0	0	0	0	0	0
SWELLING	Control	0	0	0	0	0	0	0	0	0	0	0	0	0	0
	50 mg/kg	0	0	0	0	0	0	0	0	0	0	0	0	0	0
	100 mg/kg	0	0	0	0	0	0	0	0	0	0	0	0	0	0
	200 mg/kg	0	0	0	0	0	0	0	0	0	0	0	0	0	0
HEMORRHAGE	Control	0	0	0	0	0	0	0	0	0	0	0	0	0	0
	50 mg/kg	0	0	0	0	0	0	0	0	0	0	0	0	0	0
	100 mg/kg	0	0	0	0	0	0	0	0	0	0	0	0	0	0
	200 mg/kg	0	0	0	0	0	0	0	0	0	0	0	0	0	0
IRREGULAR BREATHING	Control	0	0	0	0	0	0	0	0	0	0	0	0	0	0
	50 mg/kg	0	0	0	0	0	0	0	0	0	0	0	0	0	0
	100 mg/kg	0	0	0	0	0	0	0	0	0	0	0	0	0	0
	200 mg/kg	0	0	0	0	0	0	0	0	0	0	0	0	0	0
OLIGO-STOOL	Control	0	0	0	0	0	0	0	0	0	0	0	0	0	0
	50 mg/kg	0	0	0	0	0	0	0	0	0	0	0	0	0	0
	100 mg/kg	0	0	0	0	0	0	0	0	0	0	0	0	0	0
	200 mg/kg	0	0	0	0	0	0	0	0	0	0	0	0	0	0
NON REMARKABLE	Control	25	25	25	25	25	25	25	25	25	25	25	25	25	25
	50 mg/kg	25	25	25	25	25	25	25	25	25	25	25	25	25	25
	100 mg/kg	23	23	23	23	23	23	23	23	23	23	23	23	23	23
	200 mg/kg	18	18	18	18	18	18	18	17	17	17	17	17	17	17

STUDY NO. : 0907
 ANIMAL : B6.129S2-Trp53tm1Tyj/J
 REPORT TYPE : A1 27

CLINICAL OBSERVATION (SUMMARY)
 ALL ANIMALS

SEX : FEMALE

PAGE : 48

Clinical sign	Group Name	Administration Week-day													
		21-1 1	21-1 2	21-2 1	21-2 2	21-3 1	21-3 2	21-4 1	21-4 2	21-5 1	21-5 2	21-6 1	21-6 2	21-7 1	21-7 2
ANEMIA	Control	0	0	0	0	0	0	0	0	0	0	0	0	0	0
	50 mg/kg	0	0	0	0	0	0	0	0	0	0	0	0	0	0
	100 mg/kg	0	0	0	0	0	0	0	0	0	0	0	0	0	0
	200 mg/kg	0	0	0	0	0	0	0	0	0	0	0	0	0	0
EROSION	Control	0	0	0	0	0	0	0	0	0	0	0	0	0	0
	50 mg/kg	0	0	0	0	0	0	0	0	0	0	0	0	0	0
	100 mg/kg	0	0	0	0	0	0	0	0	0	0	0	0	0	0
	200 mg/kg	0	0	0	0	0	0	0	0	0	0	0	0	0	0
CRUSTA	Control	0	0	0	0	0	0	0	0	0	0	0	0	0	0
	50 mg/kg	0	0	0	0	0	0	0	0	0	0	0	0	0	0
	100 mg/kg	0	0	0	0	0	0	0	0	0	0	0	0	0	0
	200 mg/kg	0	0	0	0	0	0	0	0	0	0	0	0	0	0
SWELLING	Control	0	0	0	0	0	0	0	0	0	0	0	0	0	0
	50 mg/kg	0	0	0	0	0	0	0	0	0	0	0	0	0	0
	100 mg/kg	0	0	0	0	0	0	0	0	0	0	0	0	0	0
	200 mg/kg	0	0	0	0	0	0	0	0	0	0	0	0	0	0
HEMORRHAGE	Control	0	0	0	0	0	0	0	0	0	0	0	0	0	0
	50 mg/kg	0	0	0	0	0	0	0	0	0	0	0	0	0	0
	100 mg/kg	0	0	0	0	0	0	0	0	0	0	0	0	0	0
	200 mg/kg	0	0	0	0	0	0	0	0	0	0	0	0	0	0
IRREGULAR BREATHING	Control	0	0	0	0	0	0	0	0	0	0	0	0	0	0
	50 mg/kg	0	0	0	0	0	0	0	0	0	0	0	0	0	0
	100 mg/kg	0	0	0	0	0	0	0	0	0	0	0	0	0	0
	200 mg/kg	0	0	0	0	0	0	0	0	0	0	0	0	0	0
OLIGO-STOOL	Control	0	0	0	0	0	0	0	0	0	0	0	0	0	0
	50 mg/kg	0	0	0	0	0	0	0	0	0	0	0	0	0	0
	100 mg/kg	0	0	0	0	0	0	0	0	0	0	0	0	0	0
	200 mg/kg	0	0	0	0	0	0	0	0	0	0	0	0	0	0
NON REMARKABLE	Control	25	25	25	25	25	25	25	25	25	25	25	25	25	25
	50 mg/kg	25	25	25	25	25	25	25	25	25	25	25	25	25	25
	100 mg/kg	23	23	23	23	23	23	23	23	23	23	23	23	23	23
	200 mg/kg	17	17	17	17	17	17	17	17	17	17	17	17	17	17

STUDY NO. : 0907
 ANIMAL : B6.129S2-Trp53tm1Tyj/J
 REPORT TYPE : A1 27

CLINICAL OBSERVATION (SUMMARY)
 ALL ANIMALS

SEX : FEMALE

PAGE : 49

Clinical sign	Group Name	Administration Week-day													
		22-1 1	22-1 2	22-2 1	22-2 2	22-3 1	22-3 2	22-4 1	22-4 2	22-5 1	22-5 2	22-6 1	22-6 2	22-7 1	22-7 2
ANEMIA	Control	0	0	0	0	0	0	0	0	0	0	0	0	0	0
	50 mg/kg	0	0	0	0	0	0	0	0	0	0	0	0	0	0
	100 mg/kg	0	0	0	0	0	0	0	0	0	0	0	0	0	0
	200 mg/kg	0	0	0	0	0	0	0	0	0	0	0	0	0	0
EROSION	Control	0	0	0	0	0	0	0	0	0	1	1	1	1	1
	50 mg/kg	0	0	0	0	0	0	0	0	0	0	0	0	0	0
	100 mg/kg	0	0	0	0	0	0	0	0	0	0	0	0	0	0
	200 mg/kg	0	0	0	0	0	0	0	0	0	0	0	0	0	0
CRUSTA	Control	0	0	0	0	0	0	0	0	0	0	0	0	0	0
	50 mg/kg	0	0	0	0	0	0	0	0	0	0	0	0	0	0
	100 mg/kg	0	0	0	0	0	0	0	0	0	0	0	0	0	0
	200 mg/kg	0	0	0	0	0	0	0	0	0	0	0	0	0	0
SWELLING	Control	0	0	0	0	0	0	0	0	0	0	0	0	0	0
	50 mg/kg	0	0	0	0	0	0	0	0	0	0	0	1	1	1
	100 mg/kg	0	0	0	0	0	0	0	0	0	0	0	0	0	0
	200 mg/kg	0	0	0	0	0	0	0	0	0	0	0	0	0	0
HEMORRHAGE	Control	0	0	0	0	0	0	0	0	0	0	0	0	0	0
	50 mg/kg	0	0	0	0	0	0	0	0	0	0	0	0	0	0
	100 mg/kg	0	0	0	0	0	0	0	0	0	0	0	0	0	0
	200 mg/kg	0	0	0	0	0	0	0	0	0	0	0	0	0	0
IRREGULAR BREATHING	Control	0	0	0	0	0	0	0	0	0	0	0	0	0	0
	50 mg/kg	0	0	0	0	0	0	0	0	0	0	0	0	0	0
	100 mg/kg	0	0	0	0	0	0	0	0	0	0	0	0	0	0
	200 mg/kg	0	0	0	0	0	0	0	0	0	0	0	0	0	0
OLIGO-STOOL	Control	0	0	0	0	0	0	0	0	0	0	0	0	0	0
	50 mg/kg	0	0	0	0	0	0	0	0	0	0	0	0	0	0
	100 mg/kg	0	0	0	0	0	0	0	0	0	0	0	0	0	0
	200 mg/kg	0	0	0	0	0	0	0	0	0	0	0	0	0	0
NON REMARKABLE	Control	25	25	25	25	25	25	25	25	25	24	24	24	24	24
	50 mg/kg	25	25	25	25	25	25	25	25	25	25	25	24	24	24
	100 mg/kg	23	23	23	23	23	23	23	23	23	23	23	23	23	23
	200 mg/kg	17	17	17	17	17	17	17	17	17	17	17	17	17	17

STUDY NO. : 0907
 ANIMAL : B6.129S2-Trp53tm1Tyj/J
 REPORT TYPE : A1 27

CLINICAL OBSERVATION (SUMMARY)
 ALL ANIMALS

SEX : FEMALE

PAGE : 50

Clinical sign	Group Name	Administration Week-day													
		23-1 1	23-1 2	23-2 1	23-2 2	23-3 1	23-3 2	23-4 1	23-4 2	23-5 1	23-5 2	23-6 1	23-6 2	23-7 1	23-7 2
ANEMIA	Control	0	0	0	0	0	0	0	0	0	0	0	0	0	0
	50 mg/kg	0	0	0	0	0	0	0	0	0	0	0	0	0	0
	100 mg/kg	0	0	0	0	0	0	0	0	0	0	0	0	0	0
	200 mg/kg	0	0	0	0	0	0	0	0	0	0	0	0	0	0
EROSION	Control	1	1	1	1	1	1	1	1	1	1	1	1	1	1
	50 mg/kg	0	0	0	0	0	0	0	0	0	0	0	0	0	0
	100 mg/kg	0	0	0	0	0	0	0	0	0	0	0	0	0	0
	200 mg/kg	0	0	0	0	0	0	0	0	0	0	0	0	0	0
CRUSTA	Control	0	0	0	0	0	0	0	0	0	0	0	0	0	0
	50 mg/kg	0	0	0	0	0	0	0	0	0	0	0	0	0	0
	100 mg/kg	0	0	0	0	0	0	0	0	0	0	0	0	0	0
	200 mg/kg	0	0	0	0	0	0	0	0	0	0	0	0	0	0
SWELLING	Control	0	0	0	0	0	0	0	0	0	0	0	0	0	0
	50 mg/kg	1	1	1	1	1	1	1	1	1	1	1	1	1	1
	100 mg/kg	0	0	0	0	0	0	0	0	0	0	0	0	0	0
	200 mg/kg	0	0	0	0	0	0	0	0	0	0	0	0	0	0
HEMORRHAGE	Control	0	0	0	0	0	0	0	0	0	0	0	0	0	0
	50 mg/kg	0	0	0	0	0	0	0	0	0	0	0	0	0	0
	100 mg/kg	0	0	0	0	0	0	0	0	0	0	0	0	0	0
	200 mg/kg	0	0	0	0	0	0	0	0	0	0	0	0	0	0
IRREGULAR BREATHING	Control	0	0	0	0	0	0	0	0	0	0	0	0	0	0
	50 mg/kg	0	0	0	0	0	0	0	0	0	0	0	0	0	0
	100 mg/kg	0	0	0	0	0	0	0	0	0	0	0	0	0	0
	200 mg/kg	0	0	0	0	0	0	0	0	0	0	0	0	0	0
OLIGO-STOOL	Control	0	0	0	0	0	0	0	0	0	0	0	0	0	0
	50 mg/kg	0	0	0	0	0	0	0	0	0	0	0	0	0	0
	100 mg/kg	0	0	0	0	0	0	0	0	0	0	0	0	0	0
	200 mg/kg	0	0	0	0	0	0	0	0	0	0	0	0	0	0
NON REMARKABLE	Control	24	24	24	24	24	24	24	24	24	24	24	24	24	24
	50 mg/kg	24	24	24	24	24	24	24	24	24	24	24	24	24	24
	100 mg/kg	23	23	23	23	23	23	23	23	23	23	23	23	23	23
	200 mg/kg	17	17	17	17	17	17	17	17	17	17	17	17	17	17

STUDY NO. : 0907
 ANIMAL : B6.129S2-Trp53tm1Tyj/J
 REPORT TYPE : A1 27

CLINICAL OBSERVATION (SUMMARY)
 ALL ANIMALS

SEX : FEMALE

PAGE : 51

Clinical sign	Group Name	Administration Week-day													
		24-1 1	24-1 2	24-2 1	24-2 2	24-3 1	24-3 2	24-4 1	24-4 2	24-5 1	24-5 2	24-6 1	24-6 2	24-7 1	24-7 2
ANEMIA	Control	0	0	0	0	0	0	0	0	0	0	0	0	0	0
	50 mg/kg	0	0	0	0	0	0	0	0	0	0	0	0	0	0
	100 mg/kg	0	0	0	0	0	0	0	0	0	0	0	0	0	0
	200 mg/kg	0	0	0	0	0	0	0	0	0	0	0	0	0	0
EROSION	Control	1	1	1	1	1	1	1	1	1	1	1	1	1	1
	50 mg/kg	0	0	0	0	0	0	0	0	0	0	0	0	0	0
	100 mg/kg	0	0	0	0	0	0	0	0	0	0	0	0	0	0
	200 mg/kg	0	0	0	0	0	0	0	0	0	0	0	0	0	0
CRUSTA	Control	0	0	0	0	0	0	0	0	0	0	0	0	0	0
	50 mg/kg	0	0	0	0	0	0	0	0	0	0	0	0	0	0
	100 mg/kg	0	0	0	0	0	0	0	0	0	0	0	0	0	0
	200 mg/kg	0	0	0	0	0	0	0	0	0	0	0	0	0	0
SWELLING	Control	0	0	0	0	0	0	0	0	0	0	0	0	0	0
	50 mg/kg	1	1	1	1	1	1	1	1	1	1	1	1	1	1
	100 mg/kg	0	0	0	0	0	0	0	0	0	0	0	0	0	0
	200 mg/kg	0	0	0	0	0	0	0	0	0	0	0	0	0	0
HEMORRHAGE	Control	0	0	0	0	0	0	0	0	0	0	0	0	0	0
	50 mg/kg	0	0	0	0	0	0	0	0	0	0	0	0	0	0
	100 mg/kg	0	0	0	0	0	0	0	0	0	0	0	0	0	0
	200 mg/kg	0	0	0	0	0	0	0	0	0	0	0	0	0	0
IRREGULAR BREATHING	Control	0	0	0	0	0	0	0	0	0	0	0	0	0	0
	50 mg/kg	0	0	0	0	0	0	0	0	0	0	0	0	0	0
	100 mg/kg	0	0	0	0	0	0	0	0	0	0	0	0	0	0
	200 mg/kg	0	0	0	0	0	0	0	0	0	0	0	0	0	0
OLIGO-STOOL	Control	0	0	0	0	0	0	0	0	0	0	0	0	0	0
	50 mg/kg	0	0	0	0	0	0	0	0	0	0	0	0	0	0
	100 mg/kg	0	0	0	0	0	0	0	0	0	0	0	0	0	0
	200 mg/kg	0	0	0	0	0	0	0	0	0	0	0	0	0	0
NON REMARKABLE	Control	24	24	24	24	24	24	24	24	24	24	24	24	24	24
	50 mg/kg	24	24	24	24	24	24	24	24	24	24	24	24	24	24
	100 mg/kg	23	23	23	23	23	23	23	23	23	23	23	23	23	23
	200 mg/kg	17	17	17	17	17	17	17	17	17	17	17	17	17	17

STUDY NO. : 0907
 ANIMAL : B6.129S2-Trp53tm1Tyj/J
 REPORT TYPE : A1 27

CLINICAL OBSERVATION (SUMMARY)
 ALL ANIMALS

SEX : FEMALE

PAGE : 52

Clinical sign	Group Name	Administration Week-day													
		25-1 1	25-1 2	25-2 1	25-2 2	25-3 1	25-3 2	25-4 1	25-4 2	25-5 1	25-5 2	25-6 1	25-6 2	25-7 1	25-7 2
ANEMIA	Control	0	0	0	0	0	0	0	0	0	0	0	0	0	0
	50 mg/kg	0	0	0	0	0	0	0	0	0	0	0	0	0	0
	100 mg/kg	0	0	0	0	0	0	0	0	0	0	0	0	0	0
	200 mg/kg	0	0	0	0	0	0	0	0	0	0	0	0	0	0
EROSION	Control	1	1	1	1	1	1	1	1	1	1	1	1	1	1
	50 mg/kg	0	0	0	0	0	0	0	0	0	0	0	0	0	0
	100 mg/kg	0	0	0	0	0	0	0	0	0	0	0	0	0	0
	200 mg/kg	0	0	0	0	0	0	0	0	0	0	0	0	0	0
CRUSTA	Control	0	0	0	0	0	0	0	0	0	0	0	0	0	0
	50 mg/kg	0	0	0	0	0	0	0	0	0	0	0	0	0	0
	100 mg/kg	0	0	0	0	0	0	0	0	0	0	0	0	0	0
	200 mg/kg	0	0	0	0	0	0	0	0	0	0	0	0	0	0
SWELLING	Control	0	0	0	0	0	0	0	0	0	0	0	0	0	0
	50 mg/kg	1	0	0	0	0	0	0	0	0	0	0	0	0	0
	100 mg/kg	0	0	0	0	0	0	0	0	0	0	0	0	0	0
	200 mg/kg	0	0	0	0	0	0	0	0	0	0	0	0	0	0
HEMORRHAGE	Control	0	0	0	0	0	0	0	0	0	0	0	0	0	0
	50 mg/kg	0	0	0	0	0	0	0	0	0	0	0	0	0	0
	100 mg/kg	0	0	0	0	0	0	0	0	0	0	0	0	0	0
	200 mg/kg	0	0	0	0	0	0	0	0	0	0	0	0	0	0
IRREGULAR BREATHING	Control	0	0	0	0	0	0	0	0	0	0	0	0	0	0
	50 mg/kg	0	0	0	0	0	0	0	0	0	0	0	0	0	0
	100 mg/kg	0	0	0	0	0	0	0	0	0	0	0	0	0	0
	200 mg/kg	0	0	0	0	0	0	0	0	0	0	0	0	0	0
OLIGO-STOOL	Control	0	0	0	0	0	0	0	0	0	0	0	0	0	0
	50 mg/kg	0	0	0	0	0	0	0	0	0	0	0	0	0	0
	100 mg/kg	0	0	0	0	0	0	0	0	0	0	0	0	0	0
	200 mg/kg	0	0	0	0	0	0	0	0	0	0	0	0	0	0
NON REMARKABLE	Control	24	24	24	24	24	24	24	24	24	24	24	24	24	24
	50 mg/kg	24	24	24	24	24	24	24	24	24	24	24	24	24	24
	100 mg/kg	23	23	23	23	23	23	23	23	23	23	23	23	23	23
	200 mg/kg	17	17	17	17	17	17	17	17	17	17	17	17	17	17

STUDY NO. : 0907
 ANIMAL : B6.129S2-Trp53tm1Tyj/J
 REPORT TYPE : A1 27

CLINICAL OBSERVATION (SUMMARY)
 ALL ANIMALS

SEX : FEMALE

PAGE : 53

Clinical sign	Group Name	Administration Week-day													
		26-1 1	26-1 2	26-2 1	26-2 2	26-3 1	26-3 2	26-4 1	26-4 2	26-5 1	26-5 2	26-6 1	26-6 2	26-7 1	26-7 2
ANEMIA	Control	0	0	0	0	0	0	0	0	0	0	0	0	0	0
	50 mg/kg	0	0	0	0	0	0	0	0	0	0	0	0	0	0
	100 mg/kg	0	0	0	0	0	0	0	0	0	0	0	0	0	0
	200 mg/kg	0	0	0	0	0	0	0	0	0	0	0	0	0	0
EROSION	Control	1	1	2	2	2	2	2	2	2	2	2	2	2	2
	50 mg/kg	0	0	0	0	0	0	0	0	0	0	0	0	0	0
	100 mg/kg	0	0	0	0	0	0	0	0	0	0	0	0	0	0
	200 mg/kg	0	0	0	0	0	0	0	0	0	0	0	0	0	0
CRUSTA	Control	0	0	1	1	1	1	1	1	1	1	1	1	1	1
	50 mg/kg	0	0	0	0	0	0	0	0	0	0	0	0	0	0
	100 mg/kg	0	0	0	0	0	0	0	0	0	0	0	0	0	0
	200 mg/kg	0	0	0	0	0	0	0	0	0	0	0	0	0	0
SWELLING	Control	0	0	0	0	0	0	0	0	0	0	0	0	0	0
	50 mg/kg	0	0	0	0	0	0	0	0	0	0	0	0	0	0
	100 mg/kg	0	0	0	0	0	0	0	0	0	0	0	0	0	0
	200 mg/kg	0	0	0	0	0	0	0	0	0	0	0	0	0	0
HEMORRHAGE	Control	0	0	0	0	0	0	0	0	0	0	0	0	0	0
	50 mg/kg	0	0	0	0	0	0	0	0	0	0	0	0	0	0
	100 mg/kg	0	0	0	0	0	0	0	0	0	0	0	0	0	0
	200 mg/kg	0	0	0	0	0	0	0	0	0	0	0	0	0	0
IRREGULAR BREATHING	Control	0	0	0	0	0	0	0	0	0	0	0	0	0	0
	50 mg/kg	0	0	0	0	0	0	0	0	0	0	0	0	0	0
	100 mg/kg	0	0	0	0	0	0	0	0	0	0	0	0	0	0
	200 mg/kg	0	0	0	0	0	0	0	0	0	0	0	0	0	0
OLIGO-STOOL	Control	0	0	0	0	0	0	0	0	0	0	0	0	0	0
	50 mg/kg	0	0	0	0	0	0	0	0	0	0	0	0	0	0
	100 mg/kg	0	0	0	0	0	0	0	0	0	0	0	0	0	0
	200 mg/kg	0	0	0	0	0	0	0	0	0	0	0	0	0	0
NON REMARKABLE	Control	24	24	22	22	22	22	22	22	22	22	22	22	22	22
	50 mg/kg	24	24	24	24	24	24	24	24	24	24	24	24	24	24
	100 mg/kg	23	23	23	23	23	23	23	23	23	23	23	23	23	23
	200 mg/kg	17	17	17	17	17	17	17	17	17	17	17	17	17	17

STUDY NO. : 0907
 ANIMAL : B6.129S2-Trp53tm1Tyj/J
 REPORT TYPE : A1 27

CLINICAL OBSERVATION (SUMMARY)
 ALL ANIMALS

SEX : FEMALE

PAGE : 54

Clinical sign	Group Name	Administration Week-day	
		27-1 1	27-1 2
ANEMIA	Control	0	0
	50 mg/kg	0	0
	100 mg/kg	0	0
	200 mg/kg	0	0
EROSION	Control	2	1
	50 mg/kg	0	0
	100 mg/kg	0	0
	200 mg/kg	0	0
CRUSTA	Control	1	0
	50 mg/kg	0	0
	100 mg/kg	0	0
	200 mg/kg	0	0
SWELLING	Control	0	0
	50 mg/kg	0	0
	100 mg/kg	0	0
	200 mg/kg	0	0
HEMORRHAGE	Control	0	0
	50 mg/kg	0	0
	100 mg/kg	0	0
	200 mg/kg	0	0
IRREGULAR BREATHING	Control	0	0
	50 mg/kg	0	0
	100 mg/kg	0	0
	200 mg/kg	0	0
OLIGO-STOOL	Control	0	0
	50 mg/kg	0	0
	100 mg/kg	0	0
	200 mg/kg	0	0
NON REMARKABLE	Control	22	10
	50 mg/kg	24	10
	100 mg/kg	23	11
	200 mg/kg	17	11

TABLE A 5

BODY WEIGHT CHANGES AND SURVIVAL ANIMAL

NUMBERS : MALE

(Control, 50, 100 and 200 mg/kg groups)

STUDY NO. : 0906

MEAN BODY WEIGHTS AND SURVIVAL

ANIMAL : B6.129S2-Trp53tm1Tyj/J

UNIT : g

SEX : MALE

Week-Day on Study	Control		50 mg/kg			100 mg/kg			200 mg/kg		
	Av. Wt. <25>	No. of Surviv. <25>	Av. Wt.	% of cont. <25>	No. of Surviv.	Av. Wt.	% of cont. <25>	No. of Surviv.	Av. Wt.	% of cont. <25>	No. of Surviv.
0-0	25.8 (25)	25/25	25.8 (25)	100	25/25	25.8 (25)	100	25/25	25.9 (25)	100	25/25
1-1	26.0 (25)	25/25	25.9 (25)	100	25/25	25.9 (25)	100	25/25	25.7 (25)	99	25/25
2-1	25.9 (25)	25/25	25.9 (25)	100	25/25	26.1 (25)	101	25/25	26.3 (25)	102	25/25
3-1	26.4 (25)	25/25	26.2 (25)	99	25/25	26.7 (25)	101	25/25	26.9 (25)	102	25/25
4-1	26.7 (25)	25/25	26.9 (25)	101	25/25	26.9 (25)	101	25/25	26.7 (25)	100	25/25
5-1	27.1 (25)	25/25	26.8 (25)	99	25/25	26.8 (25)	99	25/25	25.8 (25)	95	25/25
6-1	27.8 (25)	25/25	27.8 (25)	100	25/25	27.9 (25)	100	25/25	26.5 (25)	95	25/25
7-1	28.0 (25)	25/25	27.7 (25)	99	25/25	27.7 (25)	99	25/25	25.7 (25)	92	25/25
8-1	28.4 (25)	25/25	28.2 (25)	99	25/25	28.7 (25)	101	25/25	26.1 (25)	92	25/25
9-1	28.6 (25)	25/25	27.8 (25)	97	25/25	28.4 (25)	99	25/25	25.3 (25)	88	25/25
10-1	29.2 (25)	25/25	28.9 (25)	99	25/25	29.4 (25)	101	25/25	26.9 (25)	92	25/25
11-1	29.3 (25)	25/25	28.6 (25)	98	25/25	28.8 (25)	98	25/25	25.8 (25)	88	25/25
12-1	29.6 (25)	25/25	29.5 (25)	100	25/25	29.7 (25)	100	25/25	26.7 (25)	90	25/25
13-1	29.4 (25)	25/25	29.1 (25)	99	25/25	28.9 (25)	98	25/25	25.5 (25)	87	25/25
14-1	29.8 (25)	25/25	29.9 (25)	100	25/25	29.7 (25)	100	25/25	27.3 (24)	92	24/25
15-1	30.2 (25)	25/25	29.9 (25)	99	25/25	29.9 (25)	99	25/25	27.2 (24)	90	24/25
16-1	30.1 (25)	25/25	29.8 (25)	99	25/25	29.4 (25)	98	25/25	26.0 (24)	86	24/25
17-1	30.6 (25)	25/25	29.8 (25)	97	25/25	29.3 (25)	96	25/25	26.2 (23)	86	23/25
18-1	30.4 (25)	25/25	30.2 (25)	99	25/25	29.8 (25)	98	25/25	26.8 (22)	88	22/25
19-1	30.6 (25)	25/25	30.4 (25)	99	25/25	29.8 (25)	97	25/25	27.1 (22)	89	22/25
20-1	30.7 (25)	25/25	30.3 (24)	99	24/25	30.1 (25)	98	25/25	27.5 (21)	90	21/25
21-1	31.1 (25)	25/25	30.7 (24)	99	24/25	30.3 (25)	97	25/25	28.0 (21)	90	21/25
22-1	31.2 (25)	25/25	30.8 (24)	99	24/25	30.3 (25)	97	25/25	28.5 (21)	91	21/25
23-1	31.3 (25)	25/25	30.5 (24)	97	24/25	29.8 (25)	95	25/25	27.4 (21)	88	21/25
24-1	31.5 (25)	25/25	31.2 (24)	99	24/25	30.4 (25)	97	25/25	29.0 (20)	92	20/25
25-1	31.7 (25)	25/25	31.1 (24)	98	24/25	30.1 (25)	95	25/25	28.1 (20)	89	20/25
26-1	32.0 (25)	25/25	31.3 (24)	98	24/25	30.5 (25)	95	25/25	28.7 (20)	90	20/25
26-7	32.3 (25)	25/25	31.6 (24)	98	24/25	30.8 (25)	95	25/25	29.4 (20)	91	20/25

< >: No. of effective animals, (): No. of measured animals Av. Wt. : g

TABLE A 6

BODY WEIGHT CHANGES AND SURVIVAL ANIMAL

NUMBERS : FEMALE

(Control, 50, 100 and 200 mg/kg groups)

STUDY NO. : 0907

MEAN BODY WEIGHTS AND SURVIVAL

ANIMAL : B6.129S2-Trp53tm1Tyj/J

UNIT : g

SEX : FEMALE

Week-Day on Study	Control		50 mg/kg			100 mg/kg			200 mg/kg		
	Av. Wt. <25>	No. of Surviv. <25>	Av. Wt.	% of cont. <25>	No. of Surviv.	Av. Wt.	% of cont. <25>	No. of Surviv.	Av. Wt.	% of cont. <25>	No. of Surviv.
0-0	20.8 (25)	25/25	20.8 (25)	100	25/25	20.8 (25)	100	25/25	20.8 (25)	100	25/25
1-1	21.0 (25)	25/25	20.7 (25)	99	25/25	20.4 (25)	97	25/25	20.6 (25)	98	25/25
2-1	21.5 (25)	25/25	21.5 (25)	100	25/25	21.4 (25)	100	25/25	22.0 (25)	102	25/25
3-1	21.9 (25)	25/25	22.0 (25)	100	25/25	22.0 (24)	100	24/25	22.8 (25)	104	25/25
4-1	22.2 (25)	25/25	22.1 (25)	100	25/25	22.3 (24)	100	24/25	22.4 (25)	101	25/25
5-1	22.6 (25)	25/25	22.3 (25)	99	25/25	22.1 (24)	98	24/25	21.9 (25)	97	25/25
6-1	23.4 (25)	25/25	22.9 (25)	98	25/25	23.0 (23)	98	23/25	21.9 (25)	94	25/25
7-1	23.6 (25)	25/25	23.2 (25)	98	25/25	23.3 (23)	99	23/25	21.3 (25)	90	25/25
8-1	24.0 (25)	25/25	23.7 (25)	99	25/25	24.2 (23)	101	23/25	22.0 (24)	92	24/25
9-1	24.1 (25)	25/25	24.0 (25)	100	25/25	23.9 (23)	99	23/25	21.7 (24)	90	24/25
10-1	24.2 (25)	25/25	24.5 (25)	101	25/25	24.5 (23)	101	23/25	23.2 (23)	96	23/25
11-1	24.2 (25)	25/25	24.3 (25)	100	25/25	24.8 (23)	102	23/25	23.2 (23)	96	23/25
12-1	24.6 (25)	25/25	24.3 (25)	99	25/25	24.6 (23)	100	23/25	22.7 (23)	92	23/25
13-1	24.7 (25)	25/25	24.2 (25)	98	25/25	24.1 (23)	98	23/25	22.1 (23)	89	23/25
14-1	24.5 (25)	25/25	24.2 (25)	99	25/25	24.4 (23)	100	23/25	22.4 (23)	91	23/25
15-1	24.7 (25)	25/25	24.2 (25)	98	25/25	24.5 (23)	99	23/25	22.3 (21)	90	21/25
16-1	25.1 (25)	25/25	24.7 (25)	98	25/25	24.5 (23)	98	23/25	22.6 (21)	90	21/25
17-1	25.2 (25)	25/25	24.7 (25)	98	25/25	24.8 (23)	98	23/25	22.4 (20)	89	20/25
18-1	25.6 (25)	25/25	25.3 (25)	99	25/25	25.4 (23)	99	23/25	23.8 (19)	93	19/25
19-1	25.2 (25)	25/25	25.2 (25)	100	25/25	24.9 (23)	99	23/25	23.2 (19)	92	19/25
20-1	25.7 (25)	25/25	25.6 (25)	100	25/25	25.5 (23)	99	23/25	24.2 (18)	94	18/25
21-1	25.7 (25)	25/25	25.1 (25)	98	25/25	24.9 (23)	97	23/25	23.5 (17)	91	17/25
22-1	26.1 (25)	25/25	25.5 (25)	98	25/25	25.4 (23)	97	23/25	24.3 (17)	93	17/25
23-1	25.8 (25)	25/25	25.4 (25)	98	25/25	24.8 (23)	96	23/25	23.5 (17)	91	17/25
24-1	25.9 (25)	25/25	25.9 (25)	100	25/25	25.7 (23)	99	23/25	25.0 (17)	97	17/25
25-1	26.1 (25)	25/25	25.8 (25)	99	25/25	25.5 (23)	98	23/25	24.9 (17)	95	17/25
26-1	26.3 (25)	25/25	26.1 (25)	99	25/25	25.8 (23)	98	23/25	25.2 (17)	96	17/25
26-7	26.2 (25)	25/25	26.2 (25)	100	25/25	25.3 (23)	97	23/25	25.5 (17)	97	17/25

< >: No. of effective animals, (): No. of measured animals Av. Wt. : g

TABLE A 7

BODY WEIGHT CHANGES : MALE

(Control, 50, 100 and 200 mg/kg groups)

STUDY NO. : 0906
 ANIMAL : B6.129S2-Trp53tm1Tyj/J
 UNIT : g
 REPORT TYPE : A1 26
 SEX : MALE

BODY WEIGHT CHANGES (SUMMARY)
 ALL ANIMALS

Group Name	Administration week-day							
	0-0	1-1	2-1	3-1	4-1	5-1	6-1	
Control	25.8± 1.6	26.0± 1.7	25.9± 1.8	26.4± 1.7	26.7± 1.6	27.1± 1.7	27.8± 1.6	
50 mg/kg	25.8± 1.7	25.9± 1.8	25.9± 1.5	26.2± 1.5	26.9± 1.4	26.8± 1.5	27.8± 1.5	
100 mg/kg	25.8± 1.6	25.9± 1.5	26.1± 1.4	26.7± 1.5	26.9± 1.4	26.8± 1.3	27.9± 1.5	
200 mg/kg	25.9± 1.6	25.7± 1.5	26.3± 1.6	26.9± 1.9	26.7± 2.0	25.8± 2.0*	26.5± 2.5	

Significant difference ; * : P 0.05 ** : P 0.01

Test of Dunnett

STUDY NO. : 0906
 ANIMAL : B6.129S2-Trp53tm1Tyj/J
 UNIT : g
 REPORT TYPE : A1 26
 SEX : MALE

BODY WEIGHT CHANGES (SUMMARY)
 ALL ANIMALS

Group Name	Administration week-day		7-1	8-1	9-1	10-1	11-1	12-1	13-1
	7-1	8-1							
Control	28.0 ± 1.7	28.4 ± 1.7	28.6 ± 1.6	29.2 ± 1.7	29.3 ± 1.8	29.6 ± 2.1	29.4 ± 2.1		
50 mg/kg	27.7 ± 1.6	28.2 ± 1.7	27.8 ± 1.7	28.9 ± 1.6	28.6 ± 1.8	29.5 ± 1.7	29.1 ± 1.9		
100 mg/kg	27.7 ± 1.3	28.7 ± 1.6	28.4 ± 1.6	29.4 ± 1.2	28.8 ± 1.4	29.7 ± 1.4	28.9 ± 1.4		
200 mg/kg	25.7 ± 2.7**	26.1 ± 3.2*	25.3 ± 3.2**	26.9 ± 3.2*	25.8 ± 3.5**	26.7 ± 3.4**	25.5 ± 3.3**		

Significant difference ; * : P 0.05 ** : P 0.01

Test of Dunnett

STUDY NO. : 0906
 ANIMAL : B6.129S2-Trp53tm1Tyj/J
 UNIT : g
 REPORT TYPE : A1 26
 SEX : MALE

BODY WEIGHT CHANGES (SUMMARY)
 ALL ANIMALS

Group Name	Administration		week-day		16-1	17-1	18-1	19-1	20-1
	14-1	15-1	14-1	15-1					
Control	29.8 ± 1.9	30.2 ± 2.4	30.1 ± 2.2	30.6 ± 2.3	30.4 ± 2.1	30.6 ± 2.2	30.7 ± 2.2		
50 mg/kg	29.9 ± 1.9	29.9 ± 1.9	29.8 ± 1.9	29.8 ± 2.0	30.2 ± 2.1	30.4 ± 2.0	30.3 ± 1.7		
100 mg/kg	29.7 ± 1.4	29.9 ± 1.5	29.4 ± 1.5	29.3 ± 1.5	29.8 ± 1.5	29.8 ± 1.5	30.1 ± 1.7		
200 mg/kg	27.3 ± 3.1**	27.2 ± 3.3**	26.0 ± 3.6**	26.2 ± 3.3**	26.8 ± 3.4**	27.1 ± 3.4**	27.5 ± 3.0**		

Significant difference ; * : P 0.05 ** : P 0.01

Test of Dunnett

STUDY NO. : 0906
 ANIMAL : B6.129S2-Trp53tm1Tyj/J
 UNIT : g
 REPORT TYPE : A1 26
 SEX : MALE

BODY WEIGHT CHANGES (SUMMARY)
 ALL ANIMALS

Group Name	Administration week-day							
	21-1	22-1	23-1	24-1	25-1	26-1	26-7	
Control	31.1 ± 2.4	31.2 ± 2.4	31.3 ± 2.6	31.5 ± 2.6	31.7 ± 2.6	32.0 ± 2.7	32.3 ± 2.8	
50 mg/kg	30.7 ± 1.9	30.8 ± 1.9	30.5 ± 1.8	31.2 ± 1.9	31.1 ± 2.0	31.3 ± 2.1	31.6 ± 2.1	
100 mg/kg	30.3 ± 1.7	30.3 ± 1.8	29.8 ± 1.8	30.4 ± 1.7	30.1 ± 1.9*	30.5 ± 1.9	30.8 ± 1.8	
200 mg/kg	28.0 ± 3.1**	28.5 ± 3.1**	27.4 ± 3.1**	29.0 ± 2.4**	28.1 ± 1.9**	28.7 ± 2.3**	29.4 ± 2.5**	

Significant difference ; * : P 0.05 ** : P 0.01

Test of Dunnett

TABLE A 8

BODY WEIGHT CHANGES : FEMALE

(Control, 50, 100 and 200 mg/kg groups)

STUDY NO. : 0907
 ANIMAL : B6.129S2-Trp53tm1Tyj/J
 UNIT : g
 REPORT TYPE : A1 26
 SEX : FEMALE

BODY WEIGHT CHANGES (SUMMARY)
 ALL ANIMALS

Group Name	Administration week-day							
	0-0	1-1	2-1	3-1	4-1	5-1	6-1	
Control	20.8± 1.6	21.0± 1.7	21.5± 1.8	21.9± 1.5	22.2± 1.5	22.6± 1.4	23.4± 1.4	
50 mg/kg	20.8± 1.6	20.7± 1.5	21.5± 1.5	22.0± 1.7	22.1± 1.4	22.3± 1.6	22.9± 1.9	
100 mg/kg	20.8± 1.5	20.4± 1.5	21.4± 1.6	22.0± 1.6	22.3± 1.7	22.1± 2.0	23.0± 1.6	
200 mg/kg	20.8± 1.6	20.6± 1.5	22.0± 1.7	22.8± 2.0	22.4± 1.6	21.9± 2.1	21.9± 2.8	

Significant difference ; * : P 0.05 ** : P 0.01

Test of Dunnett

STUDY NO. : 0907
 ANIMAL : B6.129S2-Trp53tm1Tyj/J
 UNIT : g
 REPORT TYPE : A1 26
 SEX : FEMALE

BODY WEIGHT CHANGES (SUMMARY)
 ALL ANIMALS

Group Name	Administration week-day		7-1	8-1	9-1	10-1	11-1	12-1	13-1
	7-1	8-1							
Control	23.6 ± 1.6	24.0 ± 1.6	24.1 ± 1.4	24.2 ± 1.7	24.2 ± 1.6	24.6 ± 1.6	24.7 ± 1.7		
50 mg/kg	23.2 ± 1.7	23.7 ± 1.8	24.0 ± 1.6	24.5 ± 1.9	24.3 ± 1.9	24.3 ± 1.5	24.2 ± 1.3		
100 mg/kg	23.3 ± 1.7	24.2 ± 1.7	23.9 ± 1.7	24.5 ± 1.8	24.8 ± 1.9	24.6 ± 1.9	24.1 ± 1.7		
200 mg/kg	21.3 ± 3.1*	22.0 ± 3.3	21.7 ± 2.3**	23.2 ± 2.5	23.2 ± 3.1	22.7 ± 2.5**	22.1 ± 2.8**		

Significant difference ; * : P 0.05 ** : P 0.01

Test of Dunnett

STUDY NO. : 0907
 ANIMAL : B6.129S2-Trp53tm1Tyj/J
 UNIT : g
 REPORT TYPE : A1 26
 SEX : FEMALE

BODY WEIGHT CHANGES (SUMMARY)
 ALL ANIMALS

Group Name	Administration week-day							
	14-1	15-1	16-1	17-1	18-1	19-1	20-1	
Control	24.5 ± 1.7	24.7 ± 1.6	25.1 ± 1.9	25.2 ± 1.7	25.6 ± 1.9	25.2 ± 1.8	25.7 ± 1.9	
50 mg/kg	24.2 ± 1.4	24.2 ± 1.5	24.7 ± 1.8	24.7 ± 1.7	25.3 ± 1.8	25.2 ± 1.6	25.6 ± 1.6	
100 mg/kg	24.4 ± 1.7	24.5 ± 1.7	24.5 ± 1.7	24.8 ± 1.8	25.4 ± 1.7	24.9 ± 1.5	25.5 ± 1.7	
200 mg/kg	22.4 ± 2.9*	22.3 ± 2.6**	22.6 ± 2.8**	22.4 ± 2.6**	23.8 ± 2.2**	23.2 ± 2.7*	24.2 ± 2.5	

Significant difference ; * : P 0.05 ** : P 0.01 Test of Dunnett

STUDY NO. : 0907
 ANIMAL : B6.129S2-Trp53tm1Tyj/J
 UNIT : g
 REPORT TYPE : A1 26
 SEX : FEMALE

BODY WEIGHT CHANGES (SUMMARY)
 ALL ANIMALS

Group Name	Administration week-day							
	21-1	22-1	23-1	24-1	25-1	26-1	26-7	
Control	25.7 ± 1.6	26.1 ± 1.7	25.8 ± 2.0	25.9 ± 1.9	26.1 ± 2.3	26.3 ± 1.9	26.2 ± 1.9	
50 mg/kg	25.1 ± 1.8	25.5 ± 2.0	25.4 ± 1.7	25.9 ± 1.8	25.8 ± 1.8	26.1 ± 1.8	26.2 ± 1.8	
100 mg/kg	24.9 ± 1.7	25.4 ± 1.6	24.8 ± 1.8	25.7 ± 1.9	25.5 ± 1.7	25.8 ± 1.6	25.3 ± 1.7	
200 mg/kg	23.5 ± 1.8**	24.3 ± 2.0**	23.5 ± 1.8**	25.0 ± 2.0	24.9 ± 2.0	25.2 ± 2.2	25.5 ± 2.4	

Significant difference ; * : P 0.05 ** : P 0.01

Test of Dunnett

TABLE A 9

FOOD CONSUMPTION CHANGES AND SURVIVAL ANIMAL

NUMBERS : MALE

(Control, 50, 100 and 200 mg/kg groups)

STUDY NO. : 0906

MEAN FOOD CONSUMPTION AND SURVIVAL

ANIMAL : B6.129S2-Trp53tm1Tyj/J

UNIT : g

SEX : MALE

Week-Day on Study	Control		50 mg/kg			100 mg/kg			200 mg/kg		
	Av. FC. <25>	No. of Surviv.	Av. FC.	% of cont. <25>	No. of Surviv.	Av. FC.	% of cont. <25>	No. of Surviv.	Av. FC.	% of cont. <25>	No. of Surviv.
2-1	3.7 (25)	25/25	3.7 (25)	100	25/25	3.7 (25)	100	25/25	3.6 (25)	97	25/25
3-1	3.4 (25)	25/25	3.2 (25)	94	25/25	3.3 (25)	97	25/25	3.4 (25)	100	25/25
4-1	3.2 (25)	25/25	3.3 (25)	103	25/25	3.4 (25)	106	25/25	3.3 (25)	103	25/25
5-1	3.3 (25)	25/25	3.3 (25)	100	25/25	3.3 (25)	100	25/25	3.2 (25)	97	25/25
6-1	3.4 (25)	25/25	3.4 (25)	100	25/25	3.4 (25)	100	25/25	3.4 (25)	100	25/25
7-1	3.3 (25)	25/25	3.2 (25)	97	25/25	3.3 (25)	100	25/25	3.2 (25)	97	25/25
8-1	3.3 (25)	25/25	3.3 (25)	100	25/25	3.4 (25)	103	25/25	3.3 (25)	100	25/25
9-1	3.3 (25)	25/25	3.2 (25)	97	25/25	3.3 (25)	100	25/25	3.2 (25)	97	25/25
10-1	3.3 (25)	25/25	3.4 (25)	103	25/25	3.4 (25)	103	25/25	3.3 (25)	100	25/25
11-1	3.4 (25)	25/25	3.3 (25)	97	25/25	3.3 (25)	97	25/25	3.2 (25)	94	25/25
12-1	3.3 (25)	25/25	3.4 (25)	103	25/25	3.3 (25)	100	25/25	3.3 (25)	100	25/25
13-1	3.3 (25)	25/25	3.3 (25)	100	25/25	3.3 (25)	100	25/25	3.3 (25)	100	25/25
14-1	3.3 (25)	25/25	3.3 (25)	100	25/25	3.4 (25)	103	25/25	3.3 (24)	100	24/25
15-1	3.3 (25)	25/25	3.2 (25)	97	25/25	3.3 (25)	100	25/25	3.2 (24)	97	24/25
16-1	3.3 (25)	25/25	3.3 (25)	100	25/25	3.3 (25)	100	25/25	3.3 (24)	100	24/25
17-1	3.4 (25)	25/25	3.4 (25)	100	25/25	3.4 (25)	100	25/25	3.3 (23)	97	23/25
18-1	3.3 (25)	25/25	3.4 (25)	103	25/25	3.5 (25)	106	25/25	3.2 (22)	97	22/25
19-1	3.4 (25)	25/25	3.4 (25)	100	25/25	3.5 (25)	103	25/25	3.3 (22)	97	22/25
20-1	3.3 (25)	25/25	3.3 (24)	100	24/25	3.4 (25)	103	25/25	3.1 (21)	94	21/25
21-1	3.4 (25)	25/25	3.4 (24)	100	24/25	3.4 (25)	100	25/25	3.2 (21)	94	21/25
22-1	3.4 (25)	25/25	3.4 (24)	100	24/25	3.4 (25)	100	25/25	3.1 (21)	91	21/25
23-1	3.4 (25)	25/25	3.3 (24)	97	24/25	3.4 (25)	100	25/25	3.2 (21)	94	21/25
24-1	3.4 (25)	25/25	3.4 (24)	100	24/25	3.5 (25)	103	25/25	3.3 (20)	97	20/25
25-1	3.5 (25)	25/25	3.4 (24)	97	24/25	3.5 (25)	100	25/25	3.4 (20)	97	20/25
26-1	3.4 (25)	25/25	3.4 (24)	100	24/25	3.5 (25)	103	25/25	3.3 (20)	97	20/25
26-7	3.4 (25)	25/25	3.4 (24)	100	24/25	3.5 (25)	103	25/25	3.2 (20)	94	20/25

< >: No. of effective animals, (): No. of measured animals Av. FC. : g

TABLE A 10

FOOD CONSUMPTION CHANGES AND SURVIVAL ANIMAL

NUMBERS : FEMALE

(Control, 50, 100 and 200 mg/kg groups)

STUDY NO. : 0907

MEAN FOOD CONSUMPTION AND SURVIVAL

ANIMAL : B6.129S2-Trp53tm1Tyj/J

UNIT : g

SEX : FEMALE

Week-Day on Study	Control		50 mg/kg			100 mg/kg			200 mg/kg		
	Av. FC. <25>	No. of Surviv. <25>	Av. FC.	% of cont. <25>	No. of Surviv.	Av. FC.	% of cont. <25>	No. of Surviv.	Av. FC.	% of cont. <25>	No. of Surviv.
2-1	3.4 (25)	25/25	3.4 (25)	100	25/25	3.3 (25)	97	25/25	3.4 (25)	100	25/25
3-1	2.7 (25)	25/25	2.8 (25)	104	25/25	3.0 (23)	111	24/25	3.3 (25)	122	25/25
4-1	2.8 (25)	25/25	2.9 (25)	104	25/25	3.1 (23)	111	24/25	3.2 (25)	114	25/25
5-1	2.9 (25)	25/25	2.8 (25)	97	25/25	2.8 (24)	97	24/25	3.2 (25)	110	25/25
6-1	3.0 (25)	25/25	2.9 (25)	97	25/25	3.1 (23)	103	23/25	3.1 (25)	103	25/25
7-1	2.9 (25)	25/25	3.0 (25)	103	25/25	3.1 (23)	107	23/25	3.0 (25)	103	25/25
8-1	3.1 (25)	25/25	2.9 (25)	94	25/25	3.1 (23)	100	23/25	2.9 (24)	94	24/25
9-1	3.1 (25)	25/25	3.1 (25)	100	25/25	3.1 (23)	100	23/25	3.0 (24)	97	24/25
10-1	3.0 (25)	25/25	3.1 (25)	103	25/25	3.1 (23)	103	23/25	3.1 (23)	103	23/25
11-1	2.9 (25)	25/25	2.9 (25)	100	25/25	3.1 (23)	107	23/25	2.9 (23)	100	23/25
12-1	3.0 (25)	25/25	2.9 (25)	97	25/25	3.1 (23)	103	23/25	3.2 (23)	107	23/25
13-1	3.0 (25)	25/25	2.9 (25)	97	25/25	3.0 (23)	100	23/25	3.1 (23)	103	23/25
14-1	2.9 (25)	25/25	2.9 (25)	100	25/25	3.0 (23)	103	23/25	3.1 (23)	107	23/25
15-1	3.0 (25)	25/25	2.9 (25)	97	25/25	3.0 (23)	100	23/25	3.0 (21)	100	21/25
16-1	3.0 (25)	25/25	3.0 (25)	100	25/25	3.0 (23)	100	23/25	3.1 (21)	103	21/25
17-1	3.1 (25)	25/25	3.0 (25)	97	25/25	3.1 (23)	100	23/25	3.0 (20)	97	20/25
18-1	3.2 (25)	25/25	3.2 (25)	100	25/25	3.2 (23)	100	23/25	3.3 (19)	103	19/25
19-1	3.0 (25)	25/25	3.1 (25)	103	25/25	3.1 (23)	103	23/25	3.2 (19)	107	19/25
20-1	3.1 (25)	25/25	3.0 (25)	97	25/25	3.1 (23)	100	23/25	3.1 (18)	100	18/25
21-1	3.2 (25)	25/25	3.0 (25)	94	25/25	3.1 (23)	97	23/25	3.1 (17)	97	17/25
22-1	3.3 (25)	25/25	3.0 (25)	91	25/25	3.1 (23)	94	23/25	3.2 (17)	97	17/25
23-1	3.1 (25)	25/25	3.0 (25)	97	25/25	2.9 (23)	94	23/25	3.1 (17)	100	17/25
24-1	3.2 (25)	25/25	3.0 (25)	94	25/25	3.0 (23)	94	23/25	3.3 (17)	103	17/25
25-1	3.2 (25)	25/25	3.0 (25)	94	25/25	3.0 (23)	94	23/25	3.3 (17)	103	17/25
26-1	3.2 (25)	25/25	3.1 (25)	97	25/25	3.1 (23)	97	23/25	3.4 (17)	106	17/25
26-7	3.1 (25)	25/25	3.0 (25)	97	25/25	3.0 (23)	97	23/25	3.3 (17)	106	17/25

< >: No. of effective animals, (): No. of measured animals Av. FC. : g

TABLE A 11

FOOD CONSUMPTION CHANGES : MALE

(Control, 50, 100 and 200 mg/kg groups)

STUDY NO. : 0906
 ANIMAL : B6.129S2-Trp53tm1Tyj/J
 UNIT : g
 REPORT TYPE : A1 26
 SEX : MALE

FOOD CONSUMPTION CHANGES (SUMMARY)
 ALL ANIMALS

Group Name	Administration week-day(effective)						
	2-1(7)	3-1(7)	4-1(7)	5-1(7)	6-1(7)	7-1(7)	8-1(7)
Control	3.7 ± 0.3	3.4 ± 0.3	3.2 ± 0.2	3.3 ± 0.3	3.4 ± 0.2	3.3 ± 0.3	3.3 ± 0.3
50 mg/kg	3.7 ± 0.3	3.2 ± 0.3	3.3 ± 0.2	3.3 ± 0.3	3.4 ± 0.3	3.2 ± 0.3	3.3 ± 0.3
100 mg/kg	3.7 ± 0.2	3.3 ± 0.3	3.4 ± 0.3	3.3 ± 0.3	3.4 ± 0.3	3.3 ± 0.4	3.4 ± 0.3
200 mg/kg	3.6 ± 0.3	3.4 ± 0.3	3.3 ± 0.4	3.2 ± 0.4	3.4 ± 0.6	3.2 ± 0.7	3.3 ± 0.5

Significant difference ; * : P 0.05 ** : P 0.01

Test of Dunnett

STUDY NO. : 0906
 ANIMAL : B6.129S2-Trp53tm1Tyj/J
 UNIT : g
 REPORT TYPE : A1 26
 SEX : MALE

FOOD CONSUMPTION CHANGES (SUMMARY)
 ALL ANIMALS

Group Name	Administration week-day(effective)						
	9-1(7)	10-1(7)	11-1(7)	12-1(7)	13-1(7)	14-1(7)	15-1(7)
Control	3.3± 0.2	3.3± 0.2	3.4± 0.3	3.3± 0.3	3.3± 0.3	3.3± 0.2	3.3± 0.3
50 mg/kg	3.2± 0.2	3.4± 0.2	3.3± 0.3	3.4± 0.3	3.3± 0.3	3.3± 0.3	3.2± 0.3
100 mg/kg	3.3± 0.4	3.4± 0.3	3.3± 0.4	3.3± 0.4	3.3± 0.4	3.4± 0.4	3.3± 0.4
200 mg/kg	3.2± 0.7	3.3± 0.4	3.2± 0.4	3.3± 0.4	3.3± 0.5	3.3± 0.4	3.2± 0.5

Significant difference ; * : P 0.05 ** : P 0.01

Test of Dunnett

STUDY NO. : 0906
 ANIMAL : B6.129S2-Trp53tm1Tyj/J
 UNIT : g
 REPORT TYPE : A1 26
 SEX : MALE

FOOD CONSUMPTION CHANGES (SUMMARY)
 ALL ANIMALS

Group Name	Administration week-day(effective)						
	16-1(7)	17-1(7)	18-1(7)	19-1(7)	20-1(7)	21-1(7)	22-1(7)
Control	3.3± 0.3	3.4± 0.3	3.3± 0.3	3.4± 0.3	3.3± 0.3	3.4± 0.3	3.4± 0.3
50 mg/kg	3.3± 0.3	3.4± 0.3	3.4± 0.3	3.4± 0.3	3.3± 0.2	3.4± 0.3	3.4± 0.3
100 mg/kg	3.3± 0.4	3.4± 0.4	3.5± 0.5	3.5± 0.5	3.4± 0.6	3.4± 0.6	3.4± 0.5
200 mg/kg	3.3± 0.6	3.3± 0.4	3.2± 0.4	3.3± 0.4	3.1± 0.5	3.2± 0.5	3.1± 0.5

Significant difference ; * : P 0.05 ** : P 0.01

Test of Dunnett

STUDY NO. : 0906
 ANIMAL : B6.129S2-Trp53tm1Tyj/J
 UNIT : g
 REPORT TYPE : A1 26
 SEX : MALE

FOOD CONSUMPTION CHANGES (SUMMARY)
 ALL ANIMALS

Group Name	Administration week-day(effective)				
	23-1(7)	24-1(7)	25-1(7)	26-1(7)	26-7(6)
Control	3.4 ± 0.3	3.4 ± 0.3	3.5 ± 0.3	3.4 ± 0.3	3.4 ± 0.3
50 mg/kg	3.3 ± 0.3	3.4 ± 0.3	3.4 ± 0.3	3.4 ± 0.3	3.4 ± 0.3
100 mg/kg	3.4 ± 0.5	3.5 ± 0.6	3.5 ± 0.5	3.5 ± 0.5	3.5 ± 0.7
200 mg/kg	3.2 ± 0.5	3.3 ± 0.4	3.4 ± 0.5	3.3 ± 0.4	3.2 ± 0.4

Significant difference ; * : P 0.05 ** : P 0.01

Test of Dunnett

TABLE A 12

FOOD CONSUMPTION CHANGES : FEMALE

(Control, 50, 100 and 200 mg/kg groups)

STUDY NO. : 0907
 ANIMAL : B6.129S2-Trp53tm1Tyj/J
 UNIT : g
 REPORT TYPE : A1 26
 SEX : FEMALE

FOOD CONSUMPTION CHANGES (SUMMARY)
 ALL ANIMALS

Group Name	Administration week-day(effective)						
	2-1(7)	3-1(7)	4-1(7)	5-1(7)	6-1(7)	7-1(7)	8-1(7)
Control	3.4 ± 0.3	2.7 ± 0.3	2.8 ± 0.3	2.9 ± 0.2	3.0 ± 0.2	2.9 ± 0.3	3.1 ± 0.3
50 mg/kg	3.4 ± 0.3	2.8 ± 0.3	2.9 ± 0.3	2.8 ± 0.3	2.9 ± 0.3	3.0 ± 0.2	2.9 ± 0.3
100 mg/kg	3.3 ± 0.3	3.0 ± 0.4	3.1 ± 0.5*	2.8 ± 0.5	3.1 ± 0.4	3.1 ± 0.3	3.1 ± 0.3
200 mg/kg	3.4 ± 0.4	3.3 ± 0.4**	3.2 ± 0.4**	3.2 ± 0.8	3.1 ± 0.6	3.0 ± 0.7	2.9 ± 0.9*

Significant difference ; * : P 0.05 ** : P 0.01

Test of Dunnett

STUDY NO. : 0907
 ANIMAL : B6.129S2-Trp53tm1Tyj/J
 UNIT : g
 REPORT TYPE : A1 26
 SEX : FEMALE

FOOD CONSUMPTION CHANGES (SUMMARY)
 ALL ANIMALS

Group Name	Administration week-day(effective)						
	9-1(7)	10-1(7)	11-1(7)	12-1(7)	13-1(7)	14-1(7)	15-1(7)
Control	3.1± 0.3	3.0± 0.2	2.9± 0.2	3.0± 0.2	3.0± 0.3	2.9± 0.3	3.0± 0.2
50 mg/kg	3.1± 0.3	3.1± 0.3	2.9± 0.2	2.9± 0.2	2.9± 0.2	2.9± 0.2	2.9± 0.2
100 mg/kg	3.1± 0.3	3.1± 0.3	3.1± 0.4	3.1± 0.4	3.0± 0.3	3.0± 0.3	3.0± 0.3
200 mg/kg	3.0± 0.6	3.1± 0.4	2.9± 0.4	3.2± 0.6	3.1± 0.5	3.1± 0.6	3.0± 0.4

Significant difference ; * : P 0.05 ** : P 0.01

Test of Dunnett

STUDY NO. : 0907
 ANIMAL : B6.129S2-Trp53tm1Tyj/J
 UNIT : g
 REPORT TYPE : A1 26
 SEX : FEMALE

FOOD CONSUMPTION CHANGES (SUMMARY)
 ALL ANIMALS

Group Name	Administration week-day(effective)						
	16-1(7)	17-1(7)	18-1(7)	19-1(7)	20-1(7)	21-1(7)	22-1(7)
Control	3.0± 0.3	3.1± 0.3	3.2± 0.3	3.0± 0.3	3.1± 0.3	3.2± 0.3	3.3± 0.5
50 mg/kg	3.0± 0.3	3.0± 0.2	3.2± 0.2	3.1± 0.2	3.0± 0.3	3.0± 0.2	3.0± 0.3
100 mg/kg	3.0± 0.3	3.1± 0.3	3.2± 0.3	3.1± 0.3	3.1± 0.3	3.1± 0.2	3.1± 0.2
200 mg/kg	3.1± 0.4	3.0± 0.6	3.3± 0.6	3.2± 0.6	3.1± 0.4	3.1± 0.5	3.2± 0.5

Significant difference ; * : P 0.05 ** : P 0.01

Test of Dunnett

STUDY NO. : 0907
 ANIMAL : B6.129S2-Trp53tm1Tyj/J
 UNIT : g
 REPORT TYPE : A1 26
 SEX : FEMALE

FOOD CONSUMPTION CHANGES (SUMMARY)
 ALL ANIMALS

Group Name	Administration week-day(effective)				
	23-1(7)	24-1(7)	25-1(7)	26-1(7)	26-7(6)
Control	3.1 ± 0.6	3.2 ± 0.8	3.2 ± 0.5	3.2 ± 0.6	3.1 ± 0.5
50 mg/kg	3.0 ± 0.3	3.0 ± 0.2	3.0 ± 0.2	3.1 ± 0.2	3.0 ± 0.3
100 mg/kg	2.9 ± 0.3	3.0 ± 0.2	3.0 ± 0.2	3.1 ± 0.2	3.0 ± 0.3
200 mg/kg	3.1 ± 0.5	3.3 ± 0.6	3.3 ± 0.9	3.4 ± 0.6	3.3 ± 0.6

Significant difference ; * : P 0.05 ** : P 0.01 Test of Dunnett

TABLE A 13

URINALYSIS : MALE

(Control, 50, 100 and 200 mg/kg groups)

STUDY NO. : 0906
 ANIMAL : B6.129S2-Trp53tm1Tyj/J
 MEASURE. TIME : 1
 SEX : MALE REPORT TYPE : A1

URINALYSIS

Group Name	NO. of Animals	pH							CHI	Protein					CHI	Glucose					CHI	Ketone body					CHI	Occult blood				CHI			
		5.0	6.0	6.5	7.0	7.5	8.0	8.5		-	±	+	2+	3+		4+	-	±	+	2+		3+	4+	-	±	+		2+	3+	4+	-		±	+	2+
Control	25	0	2	2	3	2	8	8		0	2	19	4	0	0		25	0	0	0	0	0		0	13	10	2	0	0		25	0	0	0	0
50 mg/kg	24	0	0	2	5	3	9	5		0	15	9	0	0	0	**	24	0	0	0	0	0		2	19	3	0	0	0	*	24	0	0	0	0
100 mg/kg	24	0	0	1	1	2	8	12		3	20	1	0	0	0	**	24	0	0	0	0	0		16	8	0	0	0	0	**	24	0	0	0	0
200 mg/kg	20	0	2	10	5	3	0	0	**	19	1	0	0	0	0	**	20	0	0	0	0	0		20	0	0	0	0	0	**	20	0	0	0	0

Significant difference ; * : P 0.05 ** : P 0.01

Test of CHI SQUARE

STUDY NO. : 0906

URINALYSIS

ANIMAL : B6.129S2-Trp53tm1Tyj/J

MEASURE. TIME : 1

SEX : MALE

REPORT TYPE : A1

PAGE : 2

Group Name	NO. of Animals	Urobilinogen				CHI
		±	+	2+	3+ 4+	
Control	25	25	0	0	0	0
50 mg/kg	24	24	0	0	0	0
100 mg/kg	24	24	0	0	0	0
200 mg/kg	20	20	0	0	0	0

Significant difference ; * : P 0.05 ** : P 0.01

Test of CHI SQUARE

(HCL101)

BAIS 6

TABLE A 14

URINALYSIS : FEMALE

(Control, 50, 100 and 200 mg/kg groups)

STUDY NO. : 0907
 ANIMAL : B6.129S2-Trp53tm1Tyj/J
 MEASURE. TIME : 1
 SEX : FEMALE REPORT TYPE : A1

URINALYSIS

Group Name	NO. of Animals	pH							CHI	Protein					CHI	Glucose					CHI	Ketone body					CHI	Occult blood				CHI			
		5.0	6.0	6.5	7.0	7.5	8.0	8.5		-	±	+	2+	3+		4+	-	±	+	2+		3+	4+	-	±	+		2+	3+	4+	-		±	+	2+
Control	23	0	7	4	4	4	4	0		0	7	13	3	0	0		23	0	0	0	0	0		1	15	7	0	0	0		22	0	0	0	1
50 mg/kg	23	0	2	3	2	10	4	2		1	20	2	0	0	0	**	23	0	0	0	0	0		2	20	1	0	0	0		23	0	0	0	0
100 mg/kg	23	0	0	4	1	1	5	12	**	5	17	1	0	0	0	**	23	0	0	0	0	0		16	7	0	0	0	0	**	23	0	0	0	0
200 mg/kg	17	0	0	7	10	0	0	0	**	17	0	0	0	0	0	**	17	0	0	0	0	0		17	0	0	0	0	0	**	17	0	0	0	0

Significant difference ; * : P 0.05 ** : P 0.01

Test of CHI SQUARE

STUDY NO. : 0907
ANIMAL : B6.129S2-Trp53tm1Tyj/J
MEASURE. TIME : 1
SEX : FEMALE REPORT TYPE : A1

URINALYSIS

Group Name	NO. of Animals	Urobilinogen				CHI
		±	+	2+	3+ 4+	
Control	23	23	0	0	0	0
50 mg/kg	23	23	0	0	0	0
100 mg/kg	23	23	0	0	0	0
200 mg/kg	17	17	0	0	0	0

Significant difference ; * : P 0.05 ** : P 0.01

Test of CHI SQUARE

(HCL101)

BAIS 6

TABLE A 15

HEMATOLOGY : MALE

(Control, 50, 100 and 200 mg/kg groups)

STUDY NO. : 0906
 ANIMAL : B6.129S2-Trp53tm1Tyj/J
 MEASURE. TIME : 1
 SEX : MALE REPORT TYPE : A1

HEMATOLOGY (SUMMARY)
 ALL ANIMALS (27W)

Group Name	NO. of Animals	RED BLOOD CELL 10 ⁶ / μl		HEMOGLOBIN g / dl		HEMATOCRIT %		MCV fl		MCH pg		MCHC g / dl		PLATELET 10 ³ / μl	
Control	25	10.45 ±	0.66	14.7 ±	1.0	45.3 ±	3.0	43.3 ±	0.8	14.1 ±	0.3	32.5 ±	0.5	1549 ±	186
50 mg/kg	22	10.28 ±	0.40	14.8 ±	0.4	45.3 ±	1.3	44.1 ±	1.0*	14.4 ±	0.4*	32.6 ±	0.4	1518 ±	231
100 mg/kg	25	9.84 ±	0.82**	13.9 ±	1.1**	42.6 ±	3.4**	43.3 ±	1.6	14.1 ±	0.5	32.6 ±	0.5	1546 ±	331
200 mg/kg	19	8.07 ±	0.60**	11.3 ±	0.8**	34.2 ±	2.5**	42.4 ±	0.8**	14.0 ±	0.4	32.9 ±	0.5**	1658 ±	316

Significant difference ; * : P 0.05 ** : P 0.01

Test of Dunnett

STUDY NO. : 0906
ANIMAL : B6.129S2-Trp53tm1Tyj/J
MEASURE. TIME : 1
SEX : MALE

HEMATOLOGY (SUMMARY)
ALL ANIMALS (27W)

REPORT TYPE : A1

PAGE : 2

Group Name	NO. of Animals	RETICULOCYTE %	
Control	25	4.1 ±	0.5
50 mg/kg	22	4.0 ±	0.4
100 mg/kg	25	4.8 ±	1.7
200 mg/kg	19	4.0 ±	0.4

Significant difference ; * : P 0.05 ** : P 0.01

Test of Dunnett

(HCL070)

BAIS 6

STUDY NO. : 0906
 ANIMAL : B6.129S2-Trp53tm1Tyj/J
 MEASURE. TIME : 1
 SEX : MALE REPORT TYPE : A1

HEMATOLOGY (SUMMARY)
 ALL ANIMALS (27W)

Group Name	NO. of Animals	WBC		Differential		WBC (%)		MONO		EOSINO		BASO	
		$10^3 / \mu l$		NEUTRO		LYMPHO							
Control	25	1.68 ±	1.02	13.3 ±	4.9	83.7 ±	4.9	2.4 ±	1.1	0.6 ±	0.6	0.0 ±	0.0
50 mg/kg	22	1.92 ±	1.23	10.0 ±	3.3	87.4 ±	3.2*	2.0 ±	0.8	0.5 ±	0.6	0.0 ±	0.0
100 mg/kg	25	2.24 ±	1.46	13.5 ±	5.5	84.3 ±	5.7	1.9 ±	0.9	0.2 ±	0.3	0.0 ±	0.0
200 mg/kg	19	2.25 ±	1.57	10.7 ±	5.6	87.5 ±	5.7*	1.7 ±	0.8	0.1 ±	0.2**	0.0 ±	0.0

Significant difference ; * : P 0.05 ** : P 0.01 Test of Dunnett

TABLE A 16

HEMATOLOGY : FEMALE

(Control, 50, 100 and 200 mg/kg groups)

STUDY NO. : 0907
 ANIMAL : B6.129S2-Trp53tm1Tyj/J
 MEASURE. TIME : 1
 SEX : FEMALE REPORT TYPE : A1

HEMATOLOGY (SUMMARY)
 ALL ANIMALS (27W)

Group Name	NO. of Animals	RED BLOOD CELL 10 ⁶ / μl		HEMOGLOBIN g / dl		HEMATOCRIT %		MCV fl		MCH pg		MCHC g / dl		PLATELET 10 ³ / μl	
Control	25	10.08 ±	0.69	14.7 ±	0.9	44.3 ±	2.3	44.0 ±	1.2	14.6 ±	0.5	33.1 ±	0.7	1210 ±	237
50 mg/kg	24	10.27 ±	0.64	14.8 ±	0.6	45.0 ±	2.0	43.8 ±	1.1	14.5 ±	0.5	33.0 ±	0.7	1231 ±	284
100 mg/kg	23	10.24 ±	0.63	14.5 ±	0.6	44.2 ±	2.0	43.2 ±	1.4	14.2 ±	0.5*	32.8 ±	0.4	1350 ±	260
200 mg/kg	16	8.24 ±	0.59**	11.6 ±	0.7**	35.0 ±	2.1**	42.5 ±	0.9**	14.0 ±	0.4**	33.0 ±	0.4	1244 ±	134

Significant difference ; * : P 0.05 ** : P 0.01

Test of Dunnett

STUDY NO. : 0907
ANIMAL : B6.129S2-Trp53tm1Tyj/J
MEASURE. TIME : 1
SEX : FEMALE

HEMATOLOGY (SUMMARY)
ALL ANIMALS (27W)

REPORT TYPE : A1

PAGE : 2

Group Name	NO. of Animals	RETICULOCYTE %	
Control	25	4.4 ±	1.9
50 mg/kg	24	4.1 ±	1.1
100 mg/kg	23	4.1 ±	0.5
200 mg/kg	16	3.9 ±	0.8

Significant difference ; * : P 0.05 ** : P 0.01

Test of Dunnett

(HCL070)

BAIS 6

STUDY NO. : 0907
 ANIMAL : B6.129S2-Trp53tm1Tyj/J
 MEASURE. TIME : 1
 SEX : FEMALE REPORT TYPE : A1

HEMATOLOGY (SUMMARY)
 ALL ANIMALS (27W)

Group Name	NO. of Animals	WBC		Differential		WBC (%)		MONO		EOSINO		BASO	
		$10^3 / \mu l$		NEUTRO		LYMPHO							
Control	25	2.43±	1.81	14.5±	6.4	81.9±	7.3	2.8±	3.3	0.9±	1.6	0.0±	0.1
50 mg/kg	24	1.69±	1.75	13.0±	6.8	84.1±	8.6	2.6±	2.6	0.3±	0.4	0.0±	0.1
100 mg/kg	23	2.18±	2.08	13.9±	7.0	83.4±	7.0	2.4±	1.0	0.3±	0.4	0.0±	0.0
200 mg/kg	16	2.67±	2.04	12.2±	5.3	85.7±	5.4	2.0±	0.6	0.1±	0.2**	0.0±	0.0

Significant difference ; * : P 0.05 ** : P 0.01 Test of Dunnett

TABLE A 17

BIOCHEMISTRY : MALE

(Control, 50, 100 and 200 mg/kg groups)

STUDY NO. : 0906
 ANIMAL : B6.129S2-Trp53tm1Tyj/J
 MEASURE. TIME : 1
 SEX : MALE

BIOCHEMISTRY (SUMMARY)
 ALL ANIMALS (27W)

REPORT TYPE : A1

Group Name	NO. of Animals	TOTAL PROTEIN g / dl		ALBUMIN g / dl		A/G RATIO		T-BILIRUBIN mg / dl		GLUCOSE mg / dl		T-CHOLESTEROL mg / dl		TRIGLYCERIDE mg / dl	
Control	23	5.2 ±	0.3	2.9 ±	0.2	1.3 ±	0.1	0.07 ±	0.03	236 ±	40	83 ±	20	31 ±	12
50 mg/kg	22	5.2 ±	0.2	2.9 ±	0.1	1.2 ±	0.1	0.06 ±	0.02	231 ±	38	101 ±	21**	44 ±	15**
100 mg/kg	25	5.2 ±	0.3	2.8 ±	0.2	1.2 ±	0.1*	0.06 ±	0.02	207 ±	49*	102 ±	23**	45 ±	14**
200 mg/kg	19	5.4 ±	0.2*	2.9 ±	0.1	1.2 ±	0.1*	0.03 ±	0.01**	181 ±	32**	146 ±	14**	47 ±	14**

Significant difference ; * : P 0.05 ** : P 0.01

Test of Dunnett

STUDY NO. : 0906
 ANIMAL : B6.129S2-Trp53tm1Tyj/J
 MEASURE. TIME : 1
 SEX : MALE REPORT TYPE : A1

BIOCHEMISTRY (SUMMARY)
 ALL ANIMALS (27W)

Group Name	NO. of Animals	PHOSPHOLIPID mg / dl		AST U / L		ALT U / L		LDH U / L		ALP U / L		G-GTP U / L		CK U / L	
Control	23	166 ±	39	52 ±	19	15 ±	2	194 ±	32	252 ±	39	0.1 ±	0.1	70 ±	28
50 mg/kg	22	201 ±	38**	53 ±	26	15 ±	5	186 ±	35	383 ±	44**	0.2 ±	0.3	76 ±	23
100 mg/kg	25	204 ±	43**	55 ±	20	14 ±	4**	198 ±	40	408 ±	72**	0.4 ±	0.5**	93 ±	101
200 mg/kg	19	269 ±	24**	40 ±	9*	16 ±	8	153 ±	26**	1012 ±	347**	0.4 ±	0.3**	94 ±	53

Significant difference ; * : P 0.05 ** : P 0.01

Test of Dunnett

STUDY NO. : 0906
 ANIMAL : B6.129S2-Trp53tm1Tyj/J
 MEASURE. TIME : 1
 SEX : MALE REPORT TYPE : A1

BIOCHEMISTRY (SUMMARY)
 ALL ANIMALS (27W)

Group Name	NO. of Animals	UREA NITROGEN mg / dl		SODIUM mEq / l		POTASSIUM mEq / l		CHLORIDE mEq / l		CALCIUM mg / dl		INORGANIC PHOSPHORUS mg / dl	
Control	23	28.7 ±	4.0	152 ±	2	4.1 ±	0.2	117 ±	3	9.1 ±	0.3	6.1 ±	1.1
50 mg/kg	22	26.5 ±	4.7	152 ±	2	4.2 ±	0.3	118 ±	2	9.2 ±	0.3	5.9 ±	1.0
100 mg/kg	25	35.1 ±	8.4**	153 ±	2	3.9 ±	0.3*	117 ±	4	9.3 ±	0.4**	6.1 ±	1.1
200 mg/kg	19	100.4 ±	9.6**	154 ±	2	3.7 ±	0.2**	113 ±	2**	11.4 ±	0.5**	9.3 ±	1.4**

Significant difference ; * : P 0.05 ** : P 0.01

Test of Dunnett

TABLE A 18

BIOCHEMISTRY : FEMALE

(Control, 50, 100 and 200 mg/kg groups)

STUDY NO. : 0907
 ANIMAL : B6.129S2-Trp53tm1Tyj/J
 MEASURE. TIME : 1
 SEX : FEMALE

BIOCHEMISTRY (SUMMARY)
 ALL ANIMALS (27W)

REPORT TYPE : A1

PAGE : 1

Group Name	NO. of Animals	TOTAL PROTEIN g / dl		ALBUMIN g / dl		A/G RATIO		T-BILIRUBIN mg / dl		GLUCOSE mg / dl		T-CHOLESTEROL mg / dl		TRIGLYCERIDE mg / dl	
Control	25	5.1 ±	0.8	2.9 ±	0.2	1.4 ±	0.2	0.08 ±	0.03	167 ±	29	58 ±	13	21 ±	11
50 mg/kg	24	5.1 ±	0.4	3.0 ±	0.2	1.5 ±	0.1	0.07 ±	0.03	173 ±	29	78 ±	17**	28 ±	10*
100 mg/kg	23	5.2 ±	0.2**	3.0 ±	0.2	1.4 ±	0.1*	0.04 ±	0.01**	182 ±	19	91 ±	11**	29 ±	10*
200 mg/kg	17	5.3 ±	0.2**	3.0 ±	0.1	1.3 ±	0.1**	0.02 ±	0.01**	157 ±	21	131 ±	15**	31 ±	8**

Significant difference ; * : P 0.05 ** : P 0.01

Test of Dunnett

(HCL074)

BAIS 6

STUDY NO. : 0907
 ANIMAL : B6.129S2-Trp53tm1Tyj/J
 MEASURE. TIME : 1
 SEX : FEMALE REPORT TYPE : A1

BIOCHEMISTRY (SUMMARY)
 ALL ANIMALS (27W)

Group Name	NO. of Animals	PHOSPHOLIPID mg / dl		AST U / L		ALT U / L		LDH U / L		ALP U / L		G-GTP U / L		CK U / L	
Control	25	123 ±	28	69 ±	35	17 ±	9	211 ±	54	394 ±	88	0.6 ±	0.7	81 ±	36
50 mg/kg	24	157 ±	30**	55 ±	22	12 ±	3	185 ±	42	465 ±	130*	0.7 ±	0.9	104 ±	127
100 mg/kg	23	182 ±	24**	49 ±	14*	14 ±	8	186 ±	46	531 ±	118**	1.5 ±	0.9**	132 ±	153
200 mg/kg	17	247 ±	27**	44 ±	8**	15 ±	10	170 ±	33*	1326 ±	257**	1.0 ±	0.6	186 ±	178*

Significant difference ; * : P 0.05 ** : P 0.01

Test of Dunnett

STUDY NO. : 0907
 ANIMAL : B6.129S2-Trp53tm1Tyj/J
 MEASURE. TIME : 1
 SEX : FEMALE REPORT TYPE : A1

BIOCHEMISTRY (SUMMARY)
 ALL ANIMALS (27W)

Group Name	NO. of Animals	UREA NITROGEN mg / dl		SODIUM mEq / l		POTASSIUM mEq / l		CHLORIDE mEq / l		CALCIUM mg / dl		INORGANIC PHOSPHORUS mg / dl	
Control	25	24.4 ±	4.5	152 ±	2	4.0 ±	0.4	116 ±	5	8.7 ±	0.3	6.3 ±	1.2
50 mg/kg	24	22.3 ±	5.5	153 ±	2	3.9 ±	0.4	117 ±	3	8.8 ±	0.3	6.3 ±	1.4
100 mg/kg	23	32.2 ±	4.2**	153 ±	2	3.7 ±	0.4	115 ±	5	9.2 ±	0.4**	6.4 ±	1.0
200 mg/kg	17	90.0 ±	12.2**	154 ±	2**	3.6 ±	0.4*	111 ±	5**	10.9 ±	0.8**	10.0 ±	1.8**

Significant difference ; * : P 0.05 ** : P 0.01

Test of Dunnett

TABLE A 19

GROSS FINDINGS : MALE

(Control, 50, 100 and 200 mg/kg groups)

STUDY NO. : 0906
 ANIMAL : B6.129S2-Trp53tm1Tyj/J
 REPORT TYPE : A1
 SEX : MALE

GROSS FINDINGS (SUMMARY)
 ALL ANIMALS (0- 27W)

Organ	Findings	Group Name NO. of Animals	Control 25 (%)	50 mg/kg 25 (%)	100 mg/kg 25 (%)	200 mg/kg 25 (%)
skin/app	ulcer		1 (4)	0 (0)	0 (0)	0 (0)
	erosion		0 (0)	1 (4)	0 (0)	0 (0)
thymus	enlarged		0 (0)	1 (4)	0 (0)	0 (0)
	atrophic		0 (0)	0 (0)	0 (0)	4 (16)
spleen	black zone		2 (8)	0 (0)	0 (0)	0 (0)
heart	dilated		0 (0)	0 (0)	1 (4)	0 (0)
kidney	small		0 (0)	0 (0)	3 (12)	11 (44)
	pale		0 (0)	0 (0)	20 (80)	20 (80)
	white zone		2 (8)	1 (4)	0 (0)	0 (0)
	nodule		2 (8)	0 (0)	0 (0)	0 (0)
	deformed		0 (0)	0 (0)	16 (64)	9 (36)
	granular		0 (0)	0 (0)	0 (0)	4 (16)
	hydronephrosis		0 (0)	1 (4)	0 (0)	0 (0)
urin bladd	white zone		0 (0)	0 (0)	1 (4)	0 (0)
testis	small		0 (0)	0 (0)	0 (0)	1 (4)

TABLE A 20

GROSS FINDINGS : FEMALE

(Control, 50, 100 and 200 mg/kg groups)

STUDY NO. : 0907
ANIMAL : B6.129S2-Trp53tm1Tyj/J
REPORT TYPE : A1
SEX : FEMALE

GROSS FINDINGS (SUMMARY)
ALL ANIMALS (0- 27W)

Organ	Findings	Group Name NO. of Animals	Control 25 (%)	50 mg/kg 25 (%)	100 mg/kg 25 (%)	200 mg/kg 25 (%)
skin/app	erosion		2 (8)	0 (0)	0 (0)	1 (4)
	scab		1 (4)	0 (0)	0 (0)	0 (0)
subcutis	mass		0 (0)	1 (4)	0 (0)	1 (4)
lung	white zone		1 (4)	0 (0)	0 (0)	0 (0)
lymph node	enlarged		1 (4)	0 (0)	0 (0)	0 (0)
thymus	atrophic		0 (0)	0 (0)	0 (0)	4 (16)
spleen	enlarged		1 (4)	0 (0)	0 (0)	1 (4)
liver	cyst		0 (0)	0 (0)	1 (4)	0 (0)
	small		0 (0)	0 (0)	9 (36)	17 (68)
kidney	pale		0 (0)	0 (0)	8 (32)	17 (68)
	cyst		1 (4)	0 (0)	0 (0)	0 (0)
	deformed		0 (0)	0 (0)	5 (20)	0 (0)
	granular		0 (0)	0 (0)	0 (0)	7 (28)
	hydronephrosis		1 (4)	0 (0)	0 (0)	0 (0)
ovary	cyst		0 (0)	1 (4)	0 (0)	0 (0)
uterus	dilated		1 (4)	0 (0)	0 (0)	0 (0)
vagina	nodule		0 (0)	0 (0)	1 (4)	0 (0)
brain	hydrocephalus		1 (4)	0 (0)	0 (0)	0 (0)
bone	thick		0 (0)	0 (0)	0 (0)	1 (4)

TABLE A 21

ORGAN WEIGHT, ABSOLUTE : MALE

(Control, 50, 100 and 200 mg/kg groups)

STUDY NO. : 0906
 ANIMAL : B6.129S2-Trp53tm1Tyj/J
 REPORT TYPE : A1
 SEX : MALE
 UNIT: g

ORGAN WEIGHT: ABSOLUTE (SUMMARY)
 SURVIVAL ANIMALS (27W)

Group Name	NO. of Animals	Body Weight	THYMUS	ADRENALS	TESTES	HEART	LUNGS
Control	25	28.9 ± 2.6	0.037 ± 0.006	0.015 ± 0.003	0.216 ± 0.014	0.141 ± 0.017	0.147 ± 0.014
50 mg/kg	24	28.3 ± 2.0	0.035 ± 0.005	0.015 ± 0.002	0.224 ± 0.014	0.143 ± 0.018	0.150 ± 0.017
100 mg/kg	25	27.2 ± 1.5*	0.034 ± 0.005	0.015 ± 0.003	0.215 ± 0.022	0.140 ± 0.020	0.153 ± 0.016
200 mg/kg	20	25.4 ± 2.0**	0.032 ± 0.006**	0.015 ± 0.002	0.208 ± 0.035	0.132 ± 0.014	0.145 ± 0.012

Significant difference ; * : P 0.05 ** : P 0.01 Test of Dunnett

(HCL040)

BAIS 6

STUDY NO. : 0906
 ANIMAL : B6.129S2-Trp53tm1Tyj/J
 REPORT TYPE : A1
 SEX : MALE
 UNIT: g

ORGAN WEIGHT: ABSOLUTE (SUMMARY)
 SURVIVAL ANIMALS (27W)

Group Name	NO. of Animals	KIDNEYS		SPLEEN		LIVER		BRAIN	
Control	25	0.401 ±	0.048	0.064 ±	0.013	1.100 ±	0.145	0.459 ±	0.015
50 mg/kg	24	0.401 ±	0.060	0.072 ±	0.018	1.158 ±	0.130	0.463 ±	0.017
100 mg/kg	25	0.399 ±	0.063	0.082 ±	0.021**	1.142 ±	0.166	0.472 ±	0.020*
200 mg/kg	20	0.269 ±	0.032**	0.080 ±	0.013**	1.382 ±	0.158**	0.454 ±	0.017

Significant difference ; * : P 0.05 ** : P 0.01

Test of Dunnett

(HCL040)

BAIS 6

TABLE A 22

ORGAN WEIGHT, ABSOLUTE : FEMALE

(Control, 50, 100 and 200 mg/kg groups)

STUDY NO. : 0907
 ANIMAL : B6.129S2-Trp53tm1Tyj/J
 REPORT TYPE : A1
 SEX : FEMALE
 UNIT: g

ORGAN WEIGHT: ABSOLUTE (SUMMARY)
 SURVIVAL ANIMALS (27W)

Group Name	NO. of Animals	Body Weight	THYMUS	ADRENALS	OVARIES	HEART	LUNGS
Control	25	23.6 ± 1.6	0.045 ± 0.013	0.017 ± 0.003	0.019 ± 0.003	0.127 ± 0.015	0.154 ± 0.055
50 mg/kg	25	23.5 ± 1.4	0.040 ± 0.006	0.016 ± 0.003	0.020 ± 0.006	0.120 ± 0.015	0.134 ± 0.014
100 mg/kg	23	22.7 ± 1.4	0.039 ± 0.008	0.016 ± 0.002	0.020 ± 0.004	0.114 ± 0.013*	0.139 ± 0.015
200 mg/kg	17	21.7 ± 1.8**	0.034 ± 0.008**	0.015 ± 0.002	0.017 ± 0.003	0.118 ± 0.017	0.131 ± 0.015

Significant difference ; * : P 0.05 ** : P 0.01

Test of Dunnett

(HCL040)

BAIS 6

STUDY NO. : 0907
 ANIMAL : B6.129S2-Trp53tm1Tyj/J
 REPORT TYPE : A1
 SEX : FEMALE
 UNIT: g

ORGAN WEIGHT: ABSOLUTE (SUMMARY)
 SURVIVAL ANIMALS (27W)

Group Name	NO. of Animals	KIDNEYS		SPLEEN		LIVER		BRAIN	
Control	25	0.359 ±	0.057	0.092 ±	0.059	0.848 ±	0.074	0.481 ±	0.034
50 mg/kg	25	0.319 ±	0.039*	0.080 ±	0.016	0.940 ±	0.117**	0.468 ±	0.018
100 mg/kg	23	0.309 ±	0.038**	0.089 ±	0.015	0.976 ±	0.114**	0.471 ±	0.018
200 mg/kg	17	0.235 ±	0.027**	0.091 ±	0.018	1.179 ±	0.105**	0.453 ±	0.025**

Significant difference ; * : P 0.05 ** : P 0.01

Test of Dunnett

(HCL040)

BAIS 6

TABLE A 23

ORGAN WEIGHT, RELATIVE : MALE

(Control, 50, 100 and 200 mg/kg groups)

STUDY NO. : 0906
 ANIMAL : B6.129S2-Trp53tm1Tyj/J
 REPORT TYPE : A1
 SEX : MALE
 UNIT: %

ORGAN WEIGHT:RELATIVE (SUMMARY)
 SURVIVAL ANIMALS (27W)

Group Name	NO. of Animals	Body Weight (g)	THYMUS	ADRENALS	TESTES	HEART	LUNGS
Control	25	28.9 ± 2.6	0.128 ± 0.018	0.053 ± 0.009	0.752 ± 0.067	0.488 ± 0.045	0.512 ± 0.046
50 mg/kg	24	28.3 ± 2.0	0.125 ± 0.017	0.052 ± 0.008	0.795 ± 0.078	0.504 ± 0.049	0.532 ± 0.050
100 mg/kg	25	27.2 ± 1.5*	0.126 ± 0.018	0.054 ± 0.012	0.790 ± 0.081	0.514 ± 0.067	0.561 ± 0.054**
200 mg/kg	20	25.4 ± 2.0**	0.125 ± 0.022	0.060 ± 0.011*	0.824 ± 0.134**	0.524 ± 0.077	0.573 ± 0.056**

Significant difference ; * : P 0.05 ** : P 0.01

Test of Dunnett

STUDY NO. : 0906
ANIMAL : B6.129S2-Trp53tm1Tyj/J
REPORT TYPE : A1
SEX : MALE
UNIT: %

ORGAN WEIGHT:RELATIVE (SUMMARY)
SURVIVAL ANIMALS (27W)

PAGE : 2

Group Name	NO. of Animals	KIDNEYS	SPLEEN	LIVER	BRAIN
Control	25	1.390 ± 0.139	0.222 ± 0.037	3.817 ± 0.462	1.597 ± 0.122
50 mg/kg	24	1.416 ± 0.170	0.252 ± 0.053*	4.113 ± 0.506	1.645 ± 0.089
100 mg/kg	25	1.466 ± 0.212	0.302 ± 0.072**	4.193 ± 0.523*	1.738 ± 0.105**
200 mg/kg	20	1.066 ± 0.149**	0.317 ± 0.054**	5.436 ± 0.323**	1.801 ± 0.170**

Significant difference ; * : P 0.05 ** : P 0.01

Test of Dunnett

(HCL042)

BAIS 6

TABLE A 24

ORGAN WEIGHT, RELATIVE : FEMALE

(Control, 50, 100 and 200 mg/kg groups)

STUDY NO. : 0907
ANIMAL : B6.129S2-Trp53tm1Tyj/J
REPORT TYPE : A1
SEX : FEMALE
UNIT: %

ORGAN WEIGHT:RELATIVE (SUMMARY)
SURVIVAL ANIMALS (27W)

PAGE : 1

Group Name	NO. of Animals	Body Weight (g)	THYMUS	ADRENALS	OVARIES	HEART	LUNGS
Control	25	23.6 ± 1.6	0.192 ± 0.060	0.071 ± 0.011	0.083 ± 0.015	0.539 ± 0.054	0.659 ± 0.262
50 mg/kg	25	23.5 ± 1.4	0.170 ± 0.026	0.070 ± 0.011	0.084 ± 0.023	0.509 ± 0.054	0.569 ± 0.046*
100 mg/kg	23	22.7 ± 1.4	0.171 ± 0.036	0.070 ± 0.009	0.089 ± 0.016	0.505 ± 0.044	0.611 ± 0.051
200 mg/kg	17	21.7 ± 1.8**	0.158 ± 0.033	0.071 ± 0.009	0.079 ± 0.011	0.540 ± 0.053	0.603 ± 0.052

Significant difference ; * : P 0.05 ** : P 0.01

Test of Dunnett

(HCL042)

BAIS 6

STUDY NO. : 0907
ANIMAL : B6.129S2-Trp53tm1Tyj/J
REPORT TYPE : A1
SEX : FEMALE
UNIT: %

ORGAN WEIGHT:RELATIVE (SUMMARY)
SURVIVAL ANIMALS (27W)

PAGE : 2

Group Name	NO. of Animals	KIDNEYS	SPLEEN	LIVER	BRAIN
Control	25	1.521 ± 0.221	0.397 ± 0.283	3.615 ± 0.430	2.045 ± 0.129
50 mg/kg	25	1.356 ± 0.153**	0.337 ± 0.053	3.998 ± 0.451**	1.995 ± 0.097
100 mg/kg	23	1.364 ± 0.154*	0.390 ± 0.058*	4.304 ± 0.414**	2.081 ± 0.108
200 mg/kg	17	1.079 ± 0.089**	0.419 ± 0.067**	5.435 ± 0.354**	2.090 ± 0.121

Significant difference ; * : P 0.05 ** : P 0.01

Test of Dunnett

(HCL042)

BAIS 6

TABLE A 25

HISTOPATHOLOGICAL FINDINGS :

NEOPLASTIC LESIONS : MALE

(Control, 50, 100 and 200 mg/kg groups)

STUDY NO. : 0906
 ANIMAL : B6.129S2-Trp53tm1Tyj/J
 REPORT TYPE : A1
 SEX : MALE

HISTOPATHOLOGICAL FINDINGS : NEOPLASTIC LESIONS (SUMMARY)
 ALL ANIMALS (0- 27W)

Organ	Findings	Group Name No. of animals on Study	Control	50 mg/kg	100 mg/kg	200 mg/kg
			25	25	25	25
{Hematopoietic system}						
thymus	malignant lymphoma		<25> 0 (0%)	<25> 1 (4%)	<25> 0 (0%)	<25> 0 (0%)
{Endocrine system}						
adrenal	cortical adenoma		<25> 0 (0%)	<25> 0 (0%)	<25> 0 (0%)	<25> 1 (4%)

< a > a : Number of animals examined at the site
 b (c) b : Number of animals with neoplasm c : b / a * 100

(HPT085)

BAIS6

TABLE A 26

HISTOPATHOLOGICAL FINDINGS :

NEOPLASTIC LESIONS : FEMALE

(Control, 50, 100 and 200 mg/kg groups)

STUDY NO. : 0907
 ANIMAL : B6.129S2-Trp53tm1Tyj/J
 REPORT TYPE : A1
 SEX : FEMALE

HISTOPATHOLOGICAL FINDINGS : NEOPLASTIC LESIONS (SUMMARY)
 ALL ANIMALS (0- 27W)

Organ	Findings	Group Name No. of animals on Study	Control 25	50 mg/kg 25	100 mg/kg 25	200 mg/kg 25
{Integumentary system/appandage}						
subcutis	chondroma		<25> 0 (0%)	<25> 0 (0%)	<25> 0 (0%)	<25> 1 (4%)
	sarcoma:NOS		0 (0%)	1 (4%)	0 (0%)	0 (0%)
{Hematopoietic system}						
lymph node	malignant lymphoma		<25> 1 (4%)	<25> 0 (0%)	<25> 0 (0%)	<25> 0 (0%)
{Musculoskeletal system}						
bone	osteosarcoma		<25> 0 (0%)	<25> 0 (0%)	<25> 0 (0%)	<25> 1 (4%)

< a > a : Number of animals examined at the site
 b (c) b : Number of animals with neoplasm c : b / a * 100

TABLE A 27

NEOPLASTIC LESIONS-INCIDENCE
AND STATISTICAL ANALYSIS : MALE
(Control, 50, 100 and 200 mg/kg groups)

STUDY No. : 0906
 ANIMAL : B6.129S2-Trp53tm1Tyj/J
 SEX : MALE

NEOPLASTIC LESIONS-INCIDENCE AND STATISTICAL ANALYSIS

Group Name	Control	50 mg/kg	100 mg/kg	200 mg/kg
SITE : thymus TUMOR : malignant lymphoma				
Tumor rate				
Overall rates(a)	0/25(0.0)	1/25(4.0)	0/25(0.0)	0/25(0.0)
Adjusted rates(b)	0.00	0.00	0.00	0.00
Terminal rates(c)	0/25(0.0)	0/24(0.0)	0/25(0.0)	0/20(0.0)
Statistical analysis				
Peto test				
Standard method(d)	P = 0.5743			
Prevalence method(d)	P = -----			
Combined analysis(d)	P = 0.5743			
Cochran-Armitage test(e)	P = 0.6103			
Fisher Exact test(e)		P = 0.5000	P = N.C.	P = N.C.
SITE : adrenal gland TUMOR : cortical adenoma				
Tumor rate				
Overall rates(a)	0/25(0.0)	0/25(0.0)	0/25(0.0)	1/25(4.0)
Adjusted rates(b)	0.00	0.00	0.00	5.00
Terminal rates(c)	0/25(0.0)	0/24(0.0)	0/25(0.0)	1/20(5.0)
Statistical analysis				
Peto test				
Standard method(d)	P = -----			
Prevalence method(d)	P = 0.0846 ?			
Combined analysis(d)	P = -----			
Cochran-Armitage test(e)	P = 0.1263			
Fisher Exact test(e)		P = N.C.	P = N.C.	P = 0.5000

(HPT360)

BAIS6

(a): Number of tumor-bearing animals/number of animals examined at the site.
 (b): Kaplan-Meier estimated tumor incidence at the end of the study after adjusting for intercurrent mortality.
 (c): Observed tumor incidence at terminal kill.
 (d): Beneath the control incidence are the P-values associated with the trend test.
 Standard method : Death analysis
 Prevalence method : Incidental tumor test
 Combined analysis : Death analysis + Incidental tumor test
 (e): The Cochran-Armitage and Fisher exact test compare directly the overall incidence rates.
 ? : The conditional probabilities of the largest and smallest possible outcomes can not be estimated or this P-value is beyond the estimated P-value.
 ----- : There is no data which should be statistical analysis.
 Significant difference ; * : P 0.05 ** : P 0.01
 N.C.:Statistical value cannot be calculated and was not significant.

TABLE A 28

NEOPLASTIC LESIONS-INCIDENCE
AND STATISTICAL ANALYSIS : FEMALE
(Control, 50, 100 and 200 mg/kg groups)

STUDY No. : 0907
 ANIMAL : B6.129S2-Trp53tm1Tyj/J
 SEX : FEMALE

NEOPLASTIC LESIONS-INCIDENCE AND STATISTICAL ANALYSIS

Group Name	Control	50 mg/kg	100 mg/kg	200 mg/kg
SITE : subcutis TUMOR : chondroma				
Tumor rate				
Overall rates(a)	0/25(0.0)	0/25(0.0)	0/25(0.0)	1/25(4.0)
Adjusted rates(b)	0.00	0.00	0.00	4.35
Terminal rates(c)	0/25(0.0)	0/25(0.0)	0/23(0.0)	0/17(0.0)
Statistical analysis				
Peto test				
Standard method(d)	P = -----			
Prevalence method(d)	P = 0.1015			
Combined analysis(d)	P = -----			
Cochran-Armitage test(e)	P = 0.1263			
Fisher Exact test(e)		P = N.C.	P = N.C.	P = 0.5000
SITE : subcutis TUMOR : sarcoma:NOS				
Tumor rate				
Overall rates(a)	0/25(0.0)	1/25(4.0)	0/25(0.0)	0/25(0.0)
Adjusted rates(b)	0.00	4.00	0.00	0.00
Terminal rates(c)	0/25(0.0)	1/25(4.0)	0/23(0.0)	0/17(0.0)
Statistical analysis				
Peto test				
Standard method(d)	P = -----			
Prevalence method(d)	P = 0.5437			
Combined analysis(d)	P = -----			
Cochran-Armitage test(e)	P = 0.6103			
Fisher Exact test(e)		P = 0.5000	P = N.C.	P = N.C.
SITE : subcutis TUMOR : chondroma,sarcoma:NOS				
Tumor rate				
Overall rates(a)	0/25(0.0)	1/25(4.0)	0/25(0.0)	1/25(4.0)
Adjusted rates(b)	0.00	4.00	0.00	4.35
Terminal rates(c)	0/25(0.0)	1/25(4.0)	0/23(0.0)	0/17(0.0)
Statistical analysis				
Peto test				
Standard method(d)	P = -----			
Prevalence method(d)	P = 0.2316			
Combined analysis(d)	P = -----			
Cochran-Armitage test(e)	P = 0.4688			
Fisher Exact test(e)		P = 0.5000	P = N.C.	P = 0.5000

STUDY No. : 0907
 ANIMAL : B6.129S2-Trp53tm1Tyj/J
 SEX : FEMALE

NEOPLASTIC LESIONS-INCIDENCE AND STATISTICAL ANALYSIS

Group Name	Control	50 mg/kg	100 mg/kg	200 mg/kg
SITE : lymph node TUMOR : malignant lymphoma				
Tumor rate				
Overall rates(a)	1/25(4.0)	0/25(0.0)	0/25(0.0)	0/25(0.0)
Adjusted rates(b)	4.00	0.00	0.00	0.00
Terminal rates(c)	1/25(4.0)	0/25(0.0)	0/23(0.0)	0/17(0.0)
Statistical analysis				
Peto test				
Standard method(d)	P = -----			
Prevalence method(d)	P = 0.9002 ?			
Combined analysis(d)	P = -----			
Cochran-Armitage test(e)	P = 0.2344			
Fisher Exact test(e)		P = 0.5000	P = 0.5000	P = 0.5000
SITE : bone TUMOR : osteosarcoma				
Tumor rate				
Overall rates(a)	0/25(0.0)	0/25(0.0)	0/25(0.0)	1/25(4.0)
Adjusted rates(b)	0.00	0.00	0.00	0.00
Terminal rates(c)	0/25(0.0)	0/25(0.0)	0/23(0.0)	0/17(0.0)
Statistical analysis				
Peto test				
Standard method(d)	P = 0.0967			
Prevalence method(d)	P = -----			
Combined analysis(d)	P = 0.0967			
Cochran-Armitage test(e)	P = 0.1263			
Fisher Exact test(e)		P = N.C.	P = N.C.	P = 0.5000

(HPT360)

BAIS6

(a): Number of tumor-bearing animals/number of animals examined at the site.
 (b): Kaplan-Meier estimated tumor incidence at the end of the study after adjusting for intercurrent mortality.
 (c): Observed tumor incidence at terminal kill.
 (d): Beneath the control incidence are the P-values associated with the trend test.
 Standard method : Death analysis
 Prevalence method : Incidental tumor test
 Combined analysis : Death analysis + Incidental tumor test
 (e): The Cochran-Armitage and Fisher exact test compare directly the overall incidence rates.
 ? : The conditional probabilities of the largest and smallest possible outcomes can not be estimated or this P-value is beyond the estimated P-value.
 ----- : There is no data which should be statistical analysis.
 Significant difference ; * : P 0.05 ** : P 0.01
 N.C.:Statistical value cannot be calculated and was not significant.

TABLE A 29

NUMBER OF ANIMALS WITH TUMORS AND NUMBER OF
TUMORS - TIME RELATED: MALE
(Control, 50, 100 and 200 mg/kg groups)

STUDY NO. : 0906
ANIMAL : B6.129S2-Trp53tm1Tyj/J
REPORT TYPE : A1
SEX : MALE

NUMBER OF ANIMALS WITH TUMORS AND NUMBER OF TUMORS - TIME RELATED

Time-related Weeks	Items	Group Name	Control	50 mg/kg	100 mg/kg	200 mg/kg
1 - 26	NO. OF EXAMINED ANIMALS		0	1	0	5
	NO. OF ANIMALS WITH TUMORS		0	1	0	0
	NO. OF ANIMALS WITH SINGLE TUMORS		0	1	0	0
	NO. OF ANIMALS WITH MULTIPLE TUMORS		0	0	0	0
	NO. OF BENIGN TUMORS		0	0	0	0
	NO. OF MALIGNANT TUMORS		0	1	0	0
	NO. OF TOTAL TUMORS		0	1	0	0
27 - 27	NO. OF EXAMINED ANIMALS		25	24	25	20
	NO. OF ANIMALS WITH TUMORS		0	0	0	1
	NO. OF ANIMALS WITH SINGLE TUMORS		0	0	0	1
	NO. OF ANIMALS WITH MULTIPLE TUMORS		0	0	0	0
	NO. OF BENIGN TUMORS		0	0	0	1
	NO. OF MALIGNANT TUMORS		0	0	0	0
	NO. OF TOTAL TUMORS		0	0	0	1
1 - 27	NO. OF EXAMINED ANIMALS		25	25	25	25
	NO. OF ANIMALS WITH TUMORS		0	1	0	1
	NO. OF ANIMALS WITH SINGLE TUMORS		0	1	0	1
	NO. OF ANIMALS WITH MULTIPLE TUMORS		0	0	0	0
	NO. OF BENIGN TUMORS		0	0	0	1
	NO. OF MALIGNANT TUMORS		0	1	0	0
	NO. OF TOTAL TUMORS		0	1	0	1

TABLE A 30

NUMBER OF ANIMALS WITH TUMORS AND NUMBER OF
TUMORS - TIME RELATED: FEMALE
(Control, 50, 100 and 200 mg/kg groups)

STUDY NO. : 0907
ANIMAL : B6.129S2-Trp53tm1Tyj/J
REPORT TYPE : A1
SEX : FEMALE

NUMBER OF ANIMALS WITH TUMORS AND NUMBER OF TUMORS - TIME RELATED

Time-related Weeks	Items	Group Name	Control	50 mg/kg	100 mg/kg	200 mg/kg
1 - 26	NO. OF EXAMINED ANIMALS		0	0	2	8
	NO. OF ANIMALS WITH TUMORS		0	0	0	2
	NO. OF ANIMALS WITH SINGLE TUMORS		0	0	0	2
	NO. OF ANIMALS WITH MULTIPLE TUMORS		0	0	0	0
	NO. OF BENIGN TUMORS		0	0	0	1
	NO. OF MALIGNANT TUMORS		0	0	0	1
	NO. OF TOTAL TUMORS		0	0	0	2
27 - 27	NO. OF EXAMINED ANIMALS		25	25	23	17
	NO. OF ANIMALS WITH TUMORS		1	1	0	0
	NO. OF ANIMALS WITH SINGLE TUMORS		1	1	0	0
	NO. OF ANIMALS WITH MULTIPLE TUMORS		0	0	0	0
	NO. OF BENIGN TUMORS		0	0	0	0
	NO. OF MALIGNANT TUMORS		1	1	0	0
	NO. OF TOTAL TUMORS		1	1	0	0
1 - 27	NO. OF EXAMINED ANIMALS		25	25	25	25
	NO. OF ANIMALS WITH TUMORS		1	1	0	2
	NO. OF ANIMALS WITH SINGLE TUMORS		1	1	0	2
	NO. OF ANIMALS WITH MULTIPLE TUMORS		0	0	0	0
	NO. OF BENIGN TUMORS		0	0	0	1
	NO. OF MALIGNANT TUMORS		1	1	0	1
	NO. OF TOTAL TUMORS		1	1	0	2

TABLE A 31

HISTOPATHOLOGICAL FINDINGS :

METASTASIS OF TUMOR: MALE

(Control, 50, 100 and 200 mg/kg groups)

STUDY NO. : 0906
ANIMAL : B6.129S2-Trp53tm1Tyj/J
REPORT TYPE : A1
SEX : MALE

HISTOPATHOLOGICAL FINDINGS : METASTASIS OF TUMOR (SUMMARY)
ALL ANIMALS (0- 27W)

Organ	Findings	Group Name No. of Animals on Study	Control 25	50 mg/kg 25	100 mg/kg 25	200 mg/kg 25
{Circulatory system}						
heart	leukemic cell infiltration		<25> 0	<25> 1	<25> 0	<25> 0
{Body cavities}						
pleura	leukemic cell infiltration		<25> 0	<25> 1	<25> 0	<25> 0

< a > a : Number of animals examined at the site
b b : Number of animals with lesion

TABLE A 32

HISTOPATHOLOGICAL FINDINGS :

METASTASIS OF TUMOR: FEMALE

(Control, 50, 100 and 200 mg/kg groups)

STUDY NO. : 0907
ANIMAL : B6.129S2-Trp53tm1Tyj/J
REPORT TYPE : A1
SEX : FEMALE

HISTOPATHOLOGICAL FINDINGS : METASTASIS OF TUMOR (SUMMARY)
ALL ANIMALS (0- 27W)

PAGE : 1

Organ	Findings	Group Name No. of Animals on Study	Control 25	50 mg/kg 25	100 mg/kg 25	200 mg/kg 25
{Respiratory system}						
lung	leukemic cell infiltration		<25> 1	<25> 0	<25> 0	<25> 0
{Hematopoietic system}						
spleen	leukemic cell infiltration		<25> 1	<25> 0	<25> 0	<25> 0

< a > a : Number of animals examined at the site
b b : Number of animals with lesion

(JPT150)

BAIS6

TABLE A 33

HISTOPATHOLOGICAL FINDINGS:

NON-NEOPLASTIC LESIONS: MALE

(Control, 50, 100 and 200 mg/kg groups)

STUDY NO. : 0906
 ANIMAL : B6.129S2-Trp53tm1Tyj/J
 REPORT TYPE : A1
 SEX : MALE

HISTOPATHOLOGICAL FINDINGS :NON-NEOPLASTIC LESIONS (SUMMARY)
 ALL ANIMALS (0- 27W)

Organ	Findings	Control No. of Animals on Study Grade				50 mg/kg 25				100 mg/kg 25				200 mg/kg 25			
		1+ (%)	2+ (%)	3+ (%)	4+ (%)	1+ (%)	2+ (%)	3+ (%)	4+ (%)	1+ (%)	2+ (%)	3+ (%)	4+ (%)	1+ (%)	2+ (%)	3+ (%)	4+ (%)
{Integumentary system/appandage}																	
skin/app	ulcer	<25>				<25>				<25>				<25>			
		0 (0)	1 (4)	0 (0)	0 (0)	0 (0)	1 (4)	0 (0)	0 (0)	0 (0)	0 (0)	0 (0)	0 (0)	0 (0)	0 (0)	0 (0)	0 (0)
{Respiratory system}																	
nasal cavit	eosinophilic change:olfactory epithelium	<25>				<25>				<25>				<25>			
		1 (4)	0 (0)	0 (0)	0 (0)	0 (0)	0 (0)	0 (0)	0 (0)	2 (8)	0 (0)	0 (0)	0 (0)	0 (0)	0 (0)	0 (0)	0 (0)
	eosinophilic change:respiratory epithelium	1 (4)	1 (4)	0 (0)	0 (0)	1 (4)	0 (0)	0 (0)	0 (0)	4 (16)	0 (0)	0 (0)	0 (0)	1 (4)	0 (0)	0 (0)	0 (0)
	inflammation:foreign body	1 (4)	0 (0)	0 (0)	0 (0)	0 (0)	0 (0)	0 (0)	0 (0)	0 (0)	0 (0)	0 (0)	0 (0)	0 (0)	0 (0)	0 (0)	0 (0)
	respiratory metaplasia:gland	1 (4)	0 (0)	0 (0)	0 (0)	3 (12)	0 (0)	0 (0)	0 (0)	3 (12)	0 (0)	0 (0)	0 (0)	1 (4)	0 (0)	0 (0)	0 (0)
nasopharynx	eosinophilic change	<25>				<25>				<25>				<25>			
		1 (4)	0 (0)	0 (0)	0 (0)	1 (4)	0 (0)	0 (0)	0 (0)	0 (0)	0 (0)	0 (0)	0 (0)	0 (0)	0 (0)	0 (0)	0 (0)

Grade 1+ : Slight 2+ : Moderate 3+ : Marked 4+ : Severe
 < a > a : Number of animals examined at the site
 b : Number of animals with lesion
 (c) c : b / a * 100
 Significant difference ; * : P 0.05 ** : P 0.01 Test of Chi Square

STUDY NO. : 0906
 ANIMAL : B6.129S2-Trp53tm1Tyj/J
 REPORT TYPE : A1
 SEX : MALE

HISTOPATHOLOGICAL FINDINGS :NON-NEOPLASTIC LESIONS (SUMMARY)
 ALL ANIMALS (0- 27W)

Organ	Findings	Control No. of Animals on Study Grade				50 mg/kg 25				100 mg/kg 25				200 mg/kg 25			
		1+ (%)	2+ (%)	3+ (%)	4+ (%)	1+ (%)	2+ (%)	3+ (%)	4+ (%)	1+ (%)	2+ (%)	3+ (%)	4+ (%)	1+ (%)	2+ (%)	3+ (%)	4+ (%)
{Respiratory system}																	
Lung	hemorrhage	<25> 1 0 0 0 (4) (0) (0) (0)				<25> 0 0 0 0 (0) (0) (0) (0)				<25> 0 0 0 0 (0) (0) (0) (0)				<25> 0 0 0 0 (0) (0) (0) (0)			
{Hematopoietic system}																	
Lymph node	lymphoid hyperplasia	<25> 0 0 0 0 (0) (0) (0) (0)				<25> 1 0 0 0 (4) (0) (0) (0)				<25> 0 0 0 0 (0) (0) (0) (0)				<25> 0 0 0 0 (0) (0) (0) (0)			
thymus	atrophy	<25> 0 0 0 0 (0) (0) (0) (0)				<25> 0 0 0 0 (0) (0) (0) (0)				<25> 0 0 0 0 (0) (0) (0) (0)				<25> 0 1 4 0 (0) (4) (16) (0)			
spleen	atrophy	<25> 0 0 0 0 (0) (0) (0) (0)				<25> 0 0 0 0 (0) (0) (0) (0)				<25> 0 0 0 0 (0) (0) (0) (0)				<25> 0 4 0 0 (0) (16) (0) (0)			
	deposit of melanin	2 0 0 0 (8) (0) (0) (0)				0 0 0 0 (0) (0) (0) (0)				0 0 0 0 (0) (0) (0) (0)				0 0 0 0 (0) (0) (0) (0)			
	extramedullary hematopoiesis	0 0 0 0 (0) (0) (0) (0)				0 0 0 0 (0) (0) (0) (0)				2 0 0 0 (8) (0) (0) (0)				2 0 0 0 (8) (0) (0) (0)			

Grade 1+ : Slight 2+ : Moderate 3+ : Marked 4+ : Severe
 < a > a : Number of animals examined at the site
 b : Number of animals with lesion
 (c) c : b / a * 100
 Significant difference ; * : P 0.05 ** : P 0.01 Test of Chi Square

STUDY NO. : 0906
 ANIMAL : B6.129S2-Trp53tm1Tyj/J
 REPORT TYPE : A1
 SEX : MALE

HISTOPATHOLOGICAL FINDINGS :NON-NEOPLASTIC LESIONS (SUMMARY)
 ALL ANIMALS (0- 27W)

Organ	Findings	Control No. of Animals on Study Grade				50 mg/kg 25				100 mg/kg 25				200 mg/kg 25			
		1+ (%)	2+ (%)	3+ (%)	4+ (%)	1+ (%)	2+ (%)	3+ (%)	4+ (%)	1+ (%)	2+ (%)	3+ (%)	4+ (%)	1+ (%)	2+ (%)	3+ (%)	4+ (%)
{Circulatory system}																	
heart	dilatation	<25> 0 0 0 0 (0) (0) (0) (0)				<25> 0 0 0 0 (0) (0) (0) (0)				<25> 1 0 0 0 (4) (0) (0) (0)				<25> 0 0 0 0 (0) (0) (0) (0)			
{Digestive system}																	
stomach	ulcer:forestomach	<25> 0 0 0 0 (0) (0) (0) (0)				<25> 1 0 0 0 (4) (0) (0) (0)				<25> 0 0 0 0 (0) (0) (0) (0)				<25> 0 0 0 0 (0) (0) (0) (0)			
	hemorrhage:glandular stomach	1 0 0 0 (4) (0) (0) (0)				0 0 0 0 (0) (0) (0) (0)				0 0 0 0 (0) (0) (0) (0)				0 0 0 0 (0) (0) (0) (0)			
liver	inflammatory cell nest	<25> 5 0 0 0 (20) (0) (0) (0)				<25> 1 0 0 0 (4) (0) (0) (0)				<25> 3 0 0 0 (12) (0) (0) (0)				<25> 2 0 0 0 (8) (0) (0) (0)			
	bile ductular proliferation	0 0 0 0 (0) (0) (0) (0)				0 0 0 0 (0) (0) (0) (0)				0 0 0 0 (0) (0) (0) (0)				2 0 0 0 (8) (0) (0) (0)			
	degeneration/necrosis:midzonal	0 0 0 0 (0) (0) (0) (0)				0 0 0 0 (0) (0) (0) (0)				0 0 0 0 (0) (0) (0) (0)				1 0 0 0 (4) (0) (0) (0)			

Grade 1+ : Slight 2+ : Moderate 3+ : Marked 4+ : Severe
 < a > a : Number of animals examined at the site
 b b : Number of animals with lesion
 (c) c : b / a * 100
 Significant difference ; * : P 0.05 ** : P 0.01 Test of Chi Square

STUDY NO. : 0906
 ANIMAL : B6.129S2-Trp53tm1Tyj/J
 REPORT TYPE : A1
 SEX : MALE

HISTOPATHOLOGICAL FINDINGS :NON-NEOPLASTIC LESIONS (SUMMARY)
 ALL ANIMALS (0- 27W)

Organ	Findings	Control No. of Animals on Study Grade				50 mg/kg 25				100 mg/kg 25				200 mg/kg 25			
		1+ (%)	2+ (%)	3+ (%)	4+ (%)	1+ (%)	2+ (%)	3+ (%)	4+ (%)	1+ (%)	2+ (%)	3+ (%)	4+ (%)	1+ (%)	2+ (%)	3+ (%)	4+ (%)
{Digestive system}																	
liver	vacuolic change:peripheral	<25>				<25>				<25>				<25>			
		0 (0)	0 (0)	0 (0)	0 (0)	0 (0)	0 (0)	0 (0)	0 (0)	1 (4)	0 (0)	0 (0)	0 (0)	1 (4)	0 (0)	0 (0)	0 (0)
gall bladd	eosinophilic change	<25>				<25>				<25>				<25>			
		0 (0)	1 (4)	0 (0)	0 (0)	0 (0)	0 (0)	0 (0)	0 (0)	0 (0)	0 (0)	0 (0)	0 (0)	0 (0)	0 (0)	0 (0)	0 (0)
pancreas	inflammatory infiltration	<25>				<25>				<25>				<25>			
		1 (4)	0 (0)	0 (0)	0 (0)	0 (0)	0 (0)	0 (0)	0 (0)	0 (0)	0 (0)	0 (0)	0 (0)	0 (0)	0 (0)	0 (0)	0 (0)
{Urinary system}																	
kidney	malformation	<25>				<25>				<25>				<25>			
		1 (4)	0 (0)	0 (0)	0 (0)	0 (0)	0 (0)	0 (0)	0 (0)	0 (0)	0 (0)	0 (0)	0 (0)	0 (0)	0 (0)	0 (0)	0 (0)
		3 (12)	0 (0)	0 (0)	0 (0)	1 (4)	0 (0)	0 (0)	0 (0)	0 (0)	0 (0)	0 (0)	0 (0)	0 (0)	0 (0)	0 (0)	0 (0)
kidney	hyaline cast	<25>				<25>				<25>				<25>			
		3 (12)	0 (0)	0 (0)	0 (0)	1 (4)	0 (0)	0 (0)	0 (0)	0 (0)	0 (0)	0 (0)	0 (0)	0 (0)	0 (0)	0 (0)	0 (0)
kidney	lymphocytic infiltration	<25>				<25>				<25>				<25>			
		3 (12)	0 (0)	0 (0)	0 (0)	0 (0)	0 (0)	0 (0)	0 (0)	0 (0)	0 (0)	0 (0)	0 (0)	0 (0)	0 (0)	0 (0)	0 (0)

Grade 1+ : Slight 2+ : Moderate 3+ : Marked 4+ : Severe
 < a > a : Number of animals examined at the site
 b : Number of animals with lesion
 (c) c : b / a * 100
 Significant difference ; * : P 0.05 ** : P 0.01 Test of Chi Square

STUDY NO. : 0906
 ANIMAL : B6.129S2-Trp53tm1Tyj/J
 REPORT TYPE : A1
 SEX : MALE

HISTOPATHOLOGICAL FINDINGS :NON-NEOPLASTIC LESIONS (SUMMARY)
 ALL ANIMALS (0- 27W)

Organ	Findings	Control No. of Animals on Study Grade				50 mg/kg 25				100 mg/kg 25				200 mg/kg 25				
		1+ (%)	2+ (%)	3+ (%)	4+ (%)	1+ (%)	2+ (%)	3+ (%)	4+ (%)	1+ (%)	2+ (%)	3+ (%)	4+ (%)	1+ (%)	2+ (%)	3+ (%)	4+ (%)	
{Urinary system}																		
kidney		<25>				<25>				<25>				<25>				
	hydronephrosis	0 (0)	0 (0)	0 (0)	0 (0)	0 (0)	0 (0)	1 (4)	0 (0)	0 (0)	0 (0)	0 (0)	0 (0)	0 (0)	0 (0)	0 (0)	0 (0)	
	dilated pelvis	0 (0)	0 (0)	0 (0)	0 (0)	0 (0)	0 (0)	0 (0)	0 (0)	0 (0)	0 (0)	0 (0)	0 (0)	4 (16)	0 (0)	0 (0)	0 (0)	
	chronic nephritis	0 (0)	0 (0)	0 (0)	0 (0)	19 (76)	0 (0)	0 (0)	0 (0)	0 (0)	17 (68)	8 (32)	0 (0)	0 (0)	0 (0)	3 (12)	22 (88)	0 (0)
{Endocrine system}																		
pituitary		<25>				<25>				<25>				<25>				
	Rathke pouch	0 (0)	0 (0)	0 (0)	0 (0)	1 (4)	0 (0)	0 (0)	0 (0)	0 (0)	4 (16)	0 (0)	0 (0)	0 (0)	0 (0)	0 (0)	0 (0)	0 (0)
	cystic degeneration:anterior lobe	0 (0)	0 (0)	0 (0)	0 (0)	0 (0)	0 (0)	0 (0)	0 (0)	1 (4)	0 (0)	0 (0)	0 (0)	0 (0)	0 (0)	0 (0)	0 (0)	0 (0)
parathyroid		<25>				<25>				<25>				<25>				
	ectopic thymic tissue	0 (0)	0 (0)	0 (0)	0 (0)	1 (4)	0 (0)	0 (0)	0 (0)	0 (0)	0 (0)	0 (0)	0 (0)	0 (0)	1 (4)	0 (0)	0 (0)	0 (0)

Grade 1+ : Slight 2+ : Moderate 3+ : Marked 4+ : Severe
 < a > a : Number of animals examined at the site
 b : Number of animals with lesion
 (c) c : b / a * 100
 Significant difference ; * : P 0.05 ** : P 0.01 Test of Chi Square

STUDY NO. : 0906
 ANIMAL : B6.129S2-Trp53tm1Tyj/J
 REPORT TYPE : A1
 SEX : MALE

HISTOPATHOLOGICAL FINDINGS :NON-NEOPLASTIC LESIONS (SUMMARY)
 ALL ANIMALS (0- 27W)

Organ	Findings	Control No. of Animals on Study Grade				50 mg/kg 25				100 mg/kg 25				200 mg/kg 25			
		1+ (%)	2+ (%)	3+ (%)	4+ (%)	1+ (%)	2+ (%)	3+ (%)	4+ (%)	1+ (%)	2+ (%)	3+ (%)	4+ (%)	1+ (%)	2+ (%)	3+ (%)	4+ (%)
{Endocrine system}																	
adrenal	spindle-cell hyperplasia	<25> 5 0 0 0 (20) (0) (0) (0)				<25> 10 0 0 0 (40) (0) (0) (0)				<25> 11 0 0 0 (44) (0) (0) (0)				<25> 7 0 0 0 (28) (0) (0) (0)			
{Reproductive system}																	
testis	atrophy	<25> 0 0 0 0 (0) (0) (0) (0)				<25> 0 0 0 0 (0) (0) (0) (0)				<25> 0 0 0 0 (0) (0) (0) (0)				<25> 0 2 0 0 (0) (8) (0) (0)			
{Nervous system}																	
brain	ectopic tissue	<25> 1 0 0 0 (4) (0) (0) (0)				<25> 0 0 0 0 (0) (0) (0) (0)				<25> 0 0 0 0 (0) (0) (0) (0)				<25> 0 0 0 0 (0) (0) (0) (0)			
{Musculoskeletal system}																	
bone	necrosis:focal	<25> 1 0 0 0 (4) (0) (0) (0)				<25> 0 0 0 0 (0) (0) (0) (0)				<25> 3 0 0 0 (12) (0) (0) (0)				<25> 0 0 0 0 (0) (0) (0) (0)			

Grade 1+ : Slight 2+ : Moderate 3+ : Marked 4+ : Severe
 < a > a : Number of animals examined at the site
 b : Number of animals with lesion
 (c) c : b / a * 100
 Significant difference ; * : P 0.05 ** : P 0.01 Test of Chi Square

STUDY NO. : 0906
 ANIMAL : B6.129S2-Trp53tm1Tyj/J
 REPORT TYPE : A1
 SEX : MALE

HISTOPATHOLOGICAL FINDINGS :NON-NEOPLASTIC LESIONS (SUMMARY)
 ALL ANIMALS (0- 27W)

Organ	Findings	Control				50 mg/kg				100 mg/kg				200 mg/kg			
		No. of Animals on Study				No. of Animals on Study				No. of Animals on Study				No. of Animals on Study			
		25				25				25				25			
		1+	2+	3+	4+	1+	2+	3+	4+	1+	2+	3+	4+	1+	2+	3+	4+
		(%)	(%)	(%)	(%)	(%)	(%)	(%)	(%)	(%)	(%)	(%)	(%)	(%)	(%)	(%)	(%)
{Musculoskeletal system}																	
bone	osteodystrophy	<25>				<25>				<25>				<25>			
		0	0	0	0	0	0	0	0	0	0	0	0	13	0	0	0
		(0)	(0)	(0)	(0)	(0)	(0)	(0)	(0)	(0)	(0)	(0)	(0)	(52)	(0)	(0)	(0)

Grade 1+ : Slight 2+ : Moderate 3+ : Marked 4+ : Severe
 < a > a : Number of animals examined at the site
 b : Number of animals with lesion
 (c) c : b / a * 100
 Significant difference ; * : P 0.05 ** : P 0.01 Test of Chi Square

TABLE A 34

HISTOPATHOLOGICAL FINDINGS:

NON-NEOPLASTIC LESIONS: FEMALE

(Control, 50, 100 and 200 mg/kg groups)

STUDY NO. : 0907
 ANIMAL : B6.129S2-Trp53tm1Tyj/J
 REPORT TYPE : A1
 SEX : FEMALE

HISTOPATHOLOGICAL FINDINGS :NON-NEOPLASTIC LESIONS (SUMMARY)
 ALL ANIMALS (0- 27W)

Organ	Findings	Control No. of Animals on Study Grade				50 mg/kg 25				100 mg/kg 25				200 mg/kg 25			
		1+ (%)	2+ (%)	3+ (%)	4+ (%)	1+ (%)	2+ (%)	3+ (%)	4+ (%)	1+ (%)	2+ (%)	3+ (%)	4+ (%)	1+ (%)	2+ (%)	3+ (%)	4+ (%)
{Integumentary system/appandage}																	
skin/app	ulcer	<25>				<25>				<25>				<25>			
		0 (0)	1 (4)	0 (0)	0 (0)	0 (0)	0 (0)	0 (0)	0 (0)	0 (0)	0 (0)	0 (0)	0 (0)	1 (4)	0 (0)	0 (0)	
	erosion	0 (0)	1 (4)	0 (0)	0 (0)	0 (0)	0 (0)	0 (0)	0 (0)	0 (0)	0 (0)	0 (0)	0 (0)	0 (0)	0 (0)	0 (0)	
	scab	1 (4)	0 (0)	0 (0)	0 (0)	0 (0)	0 (0)	0 (0)	0 (0)	0 (0)	0 (0)	0 (0)	0 (0)	0 (0)	0 (0)	0 (0)	
{Respiratory system}																	
nasal cavit	eosinophilic change:olfactory epithelium	<25>				<25>				<25>				<25>			
		4 (16)	0 (0)	0 (0)	0 (0)	0 (0)	0 (0)	0 (0)	0 (0)	2 (8)	0 (0)	0 (0)	0 (0)	0 (0)	0 (0)	0 (0)	
	eosinophilic change:respiratory epithelium	7 (28)	4 (16)	1 (4)	0 (0)	9 (36)	1 (4)	0 (0)	0 (0)	8 (32)	0 (0)	0 (0)	0 (0)	5 (20)	0 (0)	0 (0)	
	inflammation:respiratory epithelium	0 (0)	0 (0)	0 (0)	0 (0)	0 (0)	0 (0)	0 (0)	0 (0)	2 (8)	0 (0)	0 (0)	0 (0)	0 (0)	0 (0)	0 (0)	
	respiratory metaplasia:olfactory epithelium	1 (4)	0 (0)	0 (0)	0 (0)	0 (0)	0 (0)	0 (0)	0 (0)	0 (0)	0 (0)	0 (0)	0 (0)	0 (0)	0 (0)	0 (0)	

Grade 1+ : Slight 2+ : Moderate 3+ : Marked 4+ : Severe
 < a > a : Number of animals examined at the site
 b : Number of animals with lesion
 (c) c : b / a * 100
 Significant difference ; * : P 0.05 ** : P 0.01 Test of Chi Square

STUDY NO. : 0907
 ANIMAL : B6.129S2-Trp53tm1Tyj/J
 REPORT TYPE : A1
 SEX : FEMALE

HISTOPATHOLOGICAL FINDINGS :NON-NEOPLASTIC LESIONS (SUMMARY)
 ALL ANIMALS (0- 27W)

Organ	Findings	Control No. of Animals on Study Grade				50 mg/kg 25				100 mg/kg 25				200 mg/kg 25			
		1+ (%)	2+ (%)	3+ (%)	4+ (%)	1+ (%)	2+ (%)	3+ (%)	4+ (%)	1+ (%)	2+ (%)	3+ (%)	4+ (%)	1+ (%)	2+ (%)	3+ (%)	4+ (%)
{Respiratory system}																	
nasal cavit	respiratory metaplasia:gland	<25>				<25>				<25>				<25>			
		0 (0)	0 (0)	0 (0)	0 (0)	3 (12)	0 (0)	0 (0)	0 (0)	0 (0)	0 (0)	0 (0)	0 (0)	0 (0)	1 (4)	0 (0)	0 (0)
	hyperplasia:olfactory epithelium	0 (0)	0 (0)	0 (0)	0 (0)	0 (0)	0 (0)	0 (0)	0 (0)	2 (8)	0 (0)	0 (0)	0 (0)	0 (0)	0 (0)	0 (0)	0 (0)
nasopharynx	eosinophilic change	<25>				<25>				<25>				<25>			
		5 (20)	0 (0)	0 (0)	0 (0)	1 (4)	0 (0)	0 (0)	0 (0)	0 (0)	1 (4)	0 (0)	0 (0)	0 (0)	1 (4)	0 (0)	0 (0)
trachea	eosinophilic change:respiratory epithelium	<25>				<25>				<25>				<25>			
		1 (4)	0 (0)	0 (0)	0 (0)	0 (0)	0 (0)	0 (0)	0 (0)	0 (0)	0 (0)	0 (0)	0 (0)	0 (0)	0 (0)	0 (0)	0 (0)
{Hematopoietic system}																	
lymph node	lymphoid hyperplasia	<25>				<25>				<25>				<25>			
		2 (8)	0 (0)	0 (0)	0 (0)	0 (0)	1 (4)	0 (0)	0 (0)	0 (0)	2 (8)	0 (0)	0 (0)	0 (0)	0 (0)	0 (0)	0 (0)
thymus	atrophy	<25>				<25>				<25>				<24>			
		0 (0)	0 (0)	0 (0)	0 (0)	0 (0)	0 (0)	0 (0)	0 (0)	0 (0)	2 (8)	0 (0)	0 (0)	0 (0)	0 (0)	2 (8)	2 (8)

Grade 1+ : Slight 2+ : Moderate 3+ : Marked 4+ : Severe
 < a > a : Number of animals examined at the site
 b : Number of animals with lesion
 (c) c : b / a * 100
 Significant difference ; * : P 0.05 ** : P 0.01 Test of Chi Square

STUDY NO. : 0907
 ANIMAL : B6.129S2-Trp53tm1Tyj/J
 REPORT TYPE : A1
 SEX : FEMALE

HISTOPATHOLOGICAL FINDINGS :NON-NEOPLASTIC LESIONS (SUMMARY)
 ALL ANIMALS (0- 27W)

Organ	Findings	Control No. of Animals on Study Grade				50 mg/kg 25				100 mg/kg 25				200 mg/kg 25			
		1+ (%)	2+ (%)	3+ (%)	4+ (%)	1+ (%)	2+ (%)	3+ (%)	4+ (%)	1+ (%)	2+ (%)	3+ (%)	4+ (%)	1+ (%)	2+ (%)	3+ (%)	4+ (%)
{Hematopoietic system}																	
thymus	lymphoid hyperplasia	<25> 0 0 0 0 (0) (0) (0) (0)				<25> 0 0 0 0 (0) (0) (0) (0)				<25> 0 1 0 0 (0) (4) (0) (0)				<24> 0 0 0 0 (0) (0) (0) (0)			
spleen	atrophy	<25> 0 0 0 0 (0) (0) (0) (0)				<25> 0 0 0 0 (0) (0) (0) (0)				<25> 0 2 0 0 (0) (8) (0) (0)				<25> 0 2 0 0 (0) (8) (0) (0)			
	extramedullary hematopoiesis	1 0 0 0 (4) (0) (0) (0)				1 0 0 0 (4) (0) (0) (0)				0 0 0 0 (0) (0) (0) (0)				1 2 0 0 (4) (8) (0) (0)			
{Digestive system}																	
salivary gl	atrophy	<25> 0 0 0 0 (0) (0) (0) (0)				<25> 0 0 0 0 (0) (0) (0) (0)				<25> 0 1 0 0 (0) (4) (0) (0)				<25> 0 0 0 0 (0) (0) (0) (0)			
stomach	inflammation:forestomach	<25> 0 0 0 0 (0) (0) (0) (0)				<25> 0 0 0 0 (0) (0) (0) (0)				<25> 0 0 0 0 (0) (0) (0) (0)				<25> 1 0 0 0 (4) (0) (0) (0)			
	eosinophilic change:glandular stomach	1 0 0 0 (4) (0) (0) (0)				0 0 0 0 (0) (0) (0) (0)				0 0 0 0 (0) (0) (0) (0)				0 0 0 0 (0) (0) (0) (0)			

Grade 1+ : Slight 2+ : Moderate 3+ : Marked 4+ : Severe
 < a > a : Number of animals examined at the site
 b : Number of animals with lesion
 (c) c : b / a * 100
 Significant difference ; * : P 0.05 ** : P 0.01 Test of Chi Square

STUDY NO. : 0907
 ANIMAL : B6.129S2-Trp53tm1Tyj/J
 REPORT TYPE : A1
 SEX : FEMALE

HISTOPATHOLOGICAL FINDINGS :NON-NEOPLASTIC LESIONS (SUMMARY)
 ALL ANIMALS (0- 27W)

Organ	Findings	Control No. of Animals on Study Grade				50 mg/kg 25				100 mg/kg 25				200 mg/kg 25			
		1+ (%)	2+ (%)	3+ (%)	4+ (%)	1+ (%)	2+ (%)	3+ (%)	4+ (%)	1+ (%)	2+ (%)	3+ (%)	4+ (%)	1+ (%)	2+ (%)	3+ (%)	4+ (%)
{Digestive system}																	
liver																	
	atrophy	<25> 0 0 0 0 (0) (0) (0) (0)				<25> 0 0 0 0 (0) (0) (0) (0)				<25> 0 1 0 0 (0) (4) (0) (0)				<25> 0 0 0 0 (0) (0) (0) (0)			
	necrosis:focal	0 0 0 0 (0) (0) (0) (0)				1 0 0 0 (4) (0) (0) (0)				0 0 0 0 (0) (0) (0) (0)				0 0 0 0 (0) (0) (0) (0)			
	necrosis:single cell	0 0 0 0 (0) (0) (0) (0)				1 0 0 0 (4) (0) (0) (0)				0 0 0 0 (0) (0) (0) (0)				1 0 0 0 (4) (0) (0) (0)			
	cyst	0 0 0 0 (0) (0) (0) (0)				0 0 0 0 (0) (0) (0) (0)				1 0 0 0 (4) (0) (0) (0)				0 0 0 0 (0) (0) (0) (0)			
	inflammatory cell nest	11 1 0 0 (44) (4) (0) (0)				7 2 0 0 (28) (8) (0) (0)				6 0 0 0 (24) (0) (0) (0)				2 2 0 0* (8) (8) (0) (0)			
	degeneration/necrosis:midzonal	0 0 0 0 (0) (0) (0) (0)				0 0 0 0 (0) (0) (0) (0)				1 0 0 0 (4) (0) (0) (0)				0 0 0 0 (0) (0) (0) (0)			
pancreas																	
	lymphocytic infiltration	<25> 0 0 0 0 (0) (0) (0) (0)				<25> 0 0 0 0 (0) (0) (0) (0)				<25> 1 0 0 0 (4) (0) (0) (0)				<25> 0 0 0 0 (0) (0) (0) (0)			
{Urinary system}																	
kidney																	
	malformation	<25> 2 0 0 0 (8) (0) (0) (0)				<25> 0 0 0 0 (0) (0) (0) (0)				<25> 0 0 0 0 (0) (0) (0) (0)				<25> 0 0 0 0 (0) (0) (0) (0)			

Grade 1+ : Slight 2+ : Moderate 3+ : Marked 4+ : Severe
 < a > a : Number of animals examined at the site
 b : Number of animals with lesion
 (c) c : b / a * 100
 Significant difference ; * : P 0.05 ** : P 0.01 Test of Chi Square

STUDY NO. : 0907
 ANIMAL : B6.129S2-Trp53tm1Tyj/J
 REPORT TYPE : A1
 SEX : FEMALE

HISTOPATHOLOGICAL FINDINGS :NON-NEOPLASTIC LESIONS (SUMMARY)
 ALL ANIMALS (0- 27W)

Organ	Findings	Control No. of Animals on Study Grade				50 mg/kg 25				100 mg/kg 25				200 mg/kg 25			
		1+ (%)	2+ (%)	3+ (%)	4+ (%)	1+ (%)	2+ (%)	3+ (%)	4+ (%)	1+ (%)	2+ (%)	3+ (%)	4+ (%)	1+ (%)	2+ (%)	3+ (%)	4+ (%)
{Urinary system}																	
kidney																	
	hyaline cast	<25> 9 0 0 0 (36) (0) (0) (0)				<25> 0 0 0 0 ** (0) (0) (0) (0)				<25> 0 0 0 0 ** (0) (0) (0) (0)				<25> 0 0 0 0 ** (0) (0) (0) (0)			
	lymphocytic infiltration	2 0 0 0 (8) (0) (0) (0)				0 0 0 0 (0) (0) (0) (0)				0 0 0 0 (0) (0) (0) (0)				0 0 0 0 (0) (0) (0) (0)			
	regeneration:proximal tubule	2 0 0 0 (8) (0) (0) (0)				0 0 0 0 (0) (0) (0) (0)				1 0 0 0 (4) (0) (0) (0)				0 0 0 0 (0) (0) (0) (0)			
	vacuolic change:proximal tubule	1 0 0 0 (4) (0) (0) (0)				0 0 0 0 (0) (0) (0) (0)				0 0 0 0 (0) (0) (0) (0)				0 0 0 0 (0) (0) (0) (0)			
	necrosis:proximal tube strai	0 0 0 0 (0) (0) (0) (0)				0 0 0 0 (0) (0) (0) (0)				0 0 1 0 (0) (0) (4) (0)				0 0 0 0 (0) (0) (0) (0)			
	dilated pelvis	0 0 0 0 (0) (0) (0) (0)				0 0 0 0 (0) (0) (0) (0)				0 0 0 0 (0) (0) (0) (0)				3 0 0 0 (12) (0) (0) (0)			
	chronic nephritis	0 0 0 0 (0) (0) (0) (0)				19 0 0 0 ** (76) (0) (0) (0)				19 4 1 0 ** (76) (16) (4) (0)				0 9 16 0 ** (0) (36) (64) (0)			
{Endocrine system}																	
thyroid																	
	degeneration:focal	<25> 0 0 0 0 (0) (0) (0) (0)				<25> 1 0 0 0 (4) (0) (0) (0)				<25> 0 0 0 0 (0) (0) (0) (0)				<25> 0 0 0 0 (0) (0) (0) (0)			

Grade 1+ : Slight 2+ : Moderate 3+ : Marked 4+ : Severe
 < a > a : Number of animals examined at the site
 b : Number of animals with lesion
 (c) c : b / a * 100
 Significant difference ; * : P 0.05 ** : P 0.01 Test of Chi Square

STUDY NO. : 0907
ANIMAL : B6.129S2-Trp53tm1Tyj/J
REPORT TYPE : A1
SEX : FEMALE

HISTOPATHOLOGICAL FINDINGS :NON-NEOPLASTIC LESIONS (SUMMARY)
ALL ANIMALS (0- 27W)

Organ	Findings	Control No. of Animals on Study Grade				50 mg/kg 25				100 mg/kg 25				200 mg/kg 25			
		1+ (%)	2+ (%)	3+ (%)	4+ (%)	1+ (%)	2+ (%)	3+ (%)	4+ (%)	1+ (%)	2+ (%)	3+ (%)	4+ (%)	1+ (%)	2+ (%)	3+ (%)	4+ (%)
{Endocrine system}																	
parathyroid	ectopic thymic tissue	<25> 0 0 0 0 (0) (0) (0) (0)				<25> 1 0 0 0 (4) (0) (0) (0)				<25> 0 0 0 0 (0) (0) (0) (0)				<25> 1 0 0 0 (4) (0) (0) (0)			
adrenal	spindle-cell hyperplasia	<25> 22 0 0 0 (88) (0) (0) (0)				<25> 23 0 0 0 (92) (0) (0) (0)				<25> 20 0 0 0 (80) (0) (0) (0)				<25> 21 0 0 0 (84) (0) (0) (0)			
{Reproductive system}																	
ovary	cyst	<25> 0 0 0 0 (0) (0) (0) (0)				<25> 3 0 0 0 (12) (0) (0) (0)				<25> 3 0 0 0 (12) (0) (0) (0)				<25> 1 0 0 0 (4) (0) (0) (0)			
uterus	dilatation	<25> 0 1 0 0 (0) (4) (0) (0)				<25> 0 0 0 0 (0) (0) (0) (0)				<25> 0 0 0 0 (0) (0) (0) (0)				<25> 0 0 0 0 (0) (0) (0) (0)			
	cystic endometrial hyperplasia	1 0 0 0 (4) (0) (0) (0)				1 0 0 0 (4) (0) (0) (0)				1 0 0 0 (4) (0) (0) (0)				0 0 0 0 (0) (0) (0) (0)			
vagina	dilatation	<25> 0 0 0 0 (0) (0) (0) (0)				<25> 0 0 0 0 (0) (0) (0) (0)				<25> 0 1 0 0 (0) (4) (0) (0)				<25> 0 0 0 0 (0) (0) (0) (0)			

Grade 1+ : Slight 2+ : Moderate 3+ : Marked 4+ : Severe
< a > a : Number of animals examined at the site
b : Number of animals with lesion
(c) c : b / a * 100
Significant difference ; * : P 0.05 ** : P 0.01 Test of Chi Square

STUDY NO. : 0907
ANIMAL : B6.129S2-Trp53tm1Tyj/J
REPORT TYPE : A1
SEX : FEMALE

HISTOPATHOLOGICAL FINDINGS :NON-NEOPLASTIC LESIONS (SUMMARY)
ALL ANIMALS (0- 27W)

Organ	Findings	Control				50 mg/kg				100 mg/kg				200 mg/kg			
		No. of Animals on Study				No. of Animals on Study				No. of Animals on Study				No. of Animals on Study			
		1+	2+	3+	4+	1+	2+	3+	4+	1+	2+	3+	4+	1+	2+	3+	4+
		(%)	(%)	(%)	(%)	(%)	(%)	(%)	(%)	(%)	(%)	(%)	(%)	(%)	(%)	(%)	(%)
{Nervous system}																	
brain	hemorrhage	<25>				<25>				<25>				<25>			
		0	0	0	0	0	0	0	0	0	0	0	0	1	0	0	0
		(0)	(0)	(0)	(0)	(0)	(0)	(0)	(0)	(0)	(0)	(0)	(0)	(4)	(0)	(0)	(0)
	hydrocephalus	0	1	0	0	0	0	0	0	0	0	0	0	0	0	0	0
		(0)	(4)	(0)	(0)	(0)	(0)	(0)	(0)	(0)	(0)	(0)	(0)	(0)	(0)	(0)	(0)
{Musculoskeletal system}																	
muscle	inflammatory infiltration	<25>				<25>				<25>				<25>			
		1	0	0	0	0	0	0	0	0	0	0	0	0	0	0	0
		(4)	(0)	(0)	(0)	(0)	(0)	(0)	(0)	(0)	(0)	(0)	(0)	(0)	(0)	(0)	(0)
bone	necrosis: focal	<25>				<25>				<25>				<25>			
		1	0	0	0	0	0	0	0	0	0	0	0	0	0	0	0
		(4)	(0)	(0)	(0)	(0)	(0)	(0)	(0)	(0)	(0)	(0)	(0)	(0)	(0)	(0)	(0)
	osteodystrophy	0	0	0	0	7	0	0	0 *	7	0	0	0 *	18	3	0	0 **
		(0)	(0)	(0)	(0)	(28)	(0)	(0)	(0)	(28)	(0)	(0)	(0)	(72)	(12)	(0)	(0)

Grade 1+ : Slight 2+ : Moderate 3+ : Marked 4+ : Severe
< a > a : Number of animals examined at the site
b b : Number of animals with lesion
(c) c : b / a * 100
Significant difference ; * : P 0.05 ** : P 0.01 Test of Chi Square

TABLE A 35

CAUSE OF DEATH: MALE

(Control, 50, 100 and 200 mg/kg groups)

STUDY NO. : 0906
ANIMAL : B6.129S2-Trp53tm1Tyj/J
SEX : MALE

COUSE OF DEATH (SUMMARY)
(0- 27W)

PAGE : 1

Group Name	Control	50 mg/kg	100 mg/kg	200 mg/kg
Number of Dead and Moribund Animal	0	1	0	5
renal lesion	0	0	0	5
tumor d: leukemia	0	1	0	0

(BI0120)

BAIS6

TABLE A 36

CAUSE OF DEATH: FEMALE

(Control, 50, 100 and 200 mg/kg groups)

STUDY NO. : 0907
ANIMAL : B6.129S2-Trp53tm1Tyj/J
SEX : FEMALE

COUSE OF DEATH (SUMMARY)
(0- 27W)

PAGE : 1

Group Name	Control	50 mg/kg	100 mg/kg	200 mg/kg
Number of Dead and Moribund Animal	0	0	2	8
no microscop confirm	0	0	1	0
renal lesion	0	0	1	7
tumor d:bone	0	0	0	1

(BI0120)

BAIS6

TABLE B 1

SURVIVAL ANIMAL NUMBERS : MALE

(Control and Positive control group)

STUDY NO. : 0906
 ANIMAL : B6.129S2-Trp53tm1Tyj/J
 REPORT TYPE : A1 26
 SEX : MALE

SURVIVAL ANIMAL NUMBERS

Group Name	Animals At start	Administration (Weeks)													
		0	1	2	3	4	5	6	7	8	9	10	11	12	13
Control	25	25/25 100.0	25/25 100.0	25/25 100.0	25/25 100.0	25/25 100.0	25/25 100.0	25/25 100.0	25/25 100.0	25/25 100.0	25/25 100.0	25/25 100.0	25/25 100.0	25/25 100.0	25/25 100.0
Posi.Control	15	15/15 100.0	15/15 100.0	15/15 100.0	15/15 100.0	15/15 100.0	15/15 100.0	15/15 100.0	15/15 100.0	15/15 100.0	15/15 100.0	15/15 100.0	15/15 100.0	15/15 100.0	15/15 100.0
		Number of survival/ Number of effective animals Survival rate(%)													

(HAN360)

BAIS6

STUDY NO. : 0906
 ANIMAL : B6.129S2-Trp53tm1Tyj/J
 REPORT TYPE : A1 26
 SEX : MALE

SURVIVAL ANIMAL NUMBERS

Group Name	Animals At start	Administration (Weeks)												
		14	15	16	17	18	19	20	21	22	23	24	25	26
Control	25	25/25 100.0	25/25 100.0	25/25 100.0	25/25 100.0	25/25 100.0	25/25 100.0	25/25 100.0	25/25 100.0	25/25 100.0	25/25 100.0	25/25 100.0	25/25 100.0	25/25 100.0
Posi.Control	15	15/15 100.0	15/15 100.0	15/15 100.0	15/15 100.0	15/15 100.0	15/15 100.0	15/15 100.0	15/15 100.0	15/15 100.0	15/15 100.0	15/15 100.0	15/15 100.0	15/15 100.0
		Number of survival/ Number of effective animals Survival rate(%)												

(HAN360)

BA1S6

TABLE B 2

SURVIVAL ANIMAL NUMBERS : FEMALE

(Control and Positive control group)

STUDY NO. : 0907
 ANIMAL : B6.129S2-Trp53tm1Tyj/J
 REPORT TYPE : A1 26
 SEX : FEMALE

SURVIVAL ANIMAL NUMBERS

Group Name	Animals At start	Administration (Weeks)													
		0	1	2	3	4	5	6	7	8	9	10	11	12	13
Control	25	25/25 100.0	25/25 100.0	25/25 100.0	25/25 100.0	25/25 100.0	25/25 100.0	25/25 100.0	25/25 100.0	25/25 100.0	25/25 100.0	25/25 100.0	25/25 100.0	25/25 100.0	25/25 100.0
Posi.Control	15	15/15 100.0	15/15 100.0	15/15 100.0	15/15 100.0	15/15 100.0	15/15 100.0	15/15 100.0	15/15 100.0	15/15 100.0	15/15 100.0	15/15 100.0	15/15 100.0	15/15 100.0	15/15 100.0
		Number of survival/ Number of effective animals Survival rate(%)													

STUDY NO. : 0907
 ANIMAL : B6.129S2-Trp53tm1Tyj/J
 REPORT TYPE : A1 26
 SEX : FEMALE

SURVIVAL ANIMAL NUMBERS

Group Name	Animals At start	Administration (Weeks)												
		14	15	16	17	18	19	20	21	22	23	24	25	26
Control	25	25/25 100.0	25/25 100.0	25/25 100.0	25/25 100.0	25/25 100.0	25/25 100.0	25/25 100.0	25/25 100.0	25/25 100.0	25/25 100.0	25/25 100.0	25/25 100.0	25/25 100.0
Posi.Control	15	15/15 100.0	15/15 100.0	15/15 100.0	15/15 100.0	15/15 100.0	15/15 100.0	15/15 100.0	15/15 100.0	15/15 100.0	15/15 100.0	15/15 100.0	15/15 100.0	15/15 100.0
		Number of survival/ Number of effective animals Survival rate(%)												

(HAN360)

BA1S6

TABLE B 3

CLINICAL OBSERVATION : MALE

(Control and Positive control group)

STUDY NO. : 0906
 ANIMAL : B6.129S2-Trp53tm1Tyj/J
 REPORT TYPE : A1 27

CLINICAL OBSERVATION (SUMMARY)
 ALL ANIMALS

SEX : MALE

PAGE : 1

Clinical sign	Group Name	Administration Week-day													
		1-1 1	1-1 2	1-2 1	1-2 2	1-3 1	1-3 2	1-4 1	1-4 2	1-5 1	1-5 2	1-6 1	1-6 2	1-7 1	1-7 2
EROSION	Control	0	0	0	0	0	0	0	0	0	0	0	0	0	0
	Posi.Control	0	0	0	0	0	0	0	0	0	0	0	0	0	0
CRUSTA	Control	0	0	0	0	0	0	0	0	0	0	0	0	0	0
	Posi.Control	0	0	0	0	0	0	0	0	0	0	0	0	0	0
NON REMARKABLE	Control	25	25	25	25	25	25	25	25	25	25	25	25	25	25
	Posi.Control	15	15	15	15	15	15	15	15	15	15	15	15	15	15

(HAN190)

BAIS 6

STUDY NO. : 0906
 ANIMAL : B6.129S2-Trp53tm1Tyj/J
 REPORT TYPE : A1 27

CLINICAL OBSERVATION (SUMMARY)
 ALL ANIMALS

SEX : MALE

PAGE : 2

Clinical sign	Group Name	Administration Week-day													
		2-1 1	2-1 2	2-2 1	2-2 2	2-3 1	2-3 2	2-4 1	2-4 2	2-5 1	2-5 2	2-6 1	2-6 2	2-7 1	2-7 2
EROSION	Control	0	0	0	0	0	0	0	0	0	0	0	0	0	0
	Posi.Control	0	0	0	0	0	0	0	0	0	0	0	0	0	0
CRUSTA	Control	0	0	0	0	0	0	0	0	0	0	0	0	0	0
	Posi.Control	0	0	0	0	0	0	0	0	0	0	0	0	0	0
NON REMARKABLE	Control	25	25	25	25	25	25	25	25	25	25	25	25	25	25
	Posi.Control	15	15	15	15	15	15	15	15	15	15	15	15	15	15

(HAN190)

BAIS 6

STUDY NO. : 0906
 ANIMAL : B6.129S2-Trp53tm1Tyj/J
 REPORT TYPE : A1 27

CLINICAL OBSERVATION (SUMMARY)
 ALL ANIMALS

SEX : MALE

PAGE : 3

Clinical sign	Group Name	Administration Week-day													
		3-1 1	3-1 2	3-2 1	3-2 2	3-3 1	3-3 2	3-4 1	3-4 2	3-5 1	3-5 2	3-6 1	3-6 2	3-7 1	3-7 2
EROSION	Control	0	0	0	0	0	0	0	0	0	0	0	0	0	0
	Posi.Control	0	0	0	0	0	0	0	0	0	0	0	0	0	0
CRUSTA	Control	0	0	0	0	0	0	0	0	0	0	0	0	0	0
	Posi.Control	0	0	0	0	0	0	0	0	0	0	0	0	0	0
NON REMARKABLE	Control	25	25	25	25	25	25	25	25	25	25	25	25	25	25
	Posi.Control	15	15	15	15	15	15	15	15	15	15	15	15	15	15

(HAN190)

BAIS 6

STUDY NO. : 0906
 ANIMAL : B6.129S2-Trp53tm1Tyj/J
 REPORT TYPE : A1 27

CLINICAL OBSERVATION (SUMMARY)
 ALL ANIMALS

SEX : MALE

PAGE : 4

Clinical sign	Group Name	Administration Week-day													
		4-1 1	4-1 2	4-2 1	4-2 2	4-3 1	4-3 2	4-4 1	4-4 2	4-5 1	4-5 2	4-6 1	4-6 2	4-7 1	4-7 2
EROSION	Control	0	0	0	0	0	0	0	0	0	0	0	0	0	0
	Posi.Control	0	0	0	0	0	0	0	0	0	0	0	0	0	0
CRUSTA	Control	0	0	0	0	0	0	0	0	0	0	0	0	0	0
	Posi.Control	0	0	0	0	0	0	0	0	0	0	0	0	0	0
NON REMARKABLE	Control	25	25	25	25	25	25	25	25	25	25	25	25	25	25
	Posi.Control	15	15	15	15	15	15	15	15	15	15	15	15	15	15

(HAN190)

BAIS 6

STUDY NO. : 0906
 ANIMAL : B6.129S2-Trp53tm1Tyj/J
 REPORT TYPE : A1 27

CLINICAL OBSERVATION (SUMMARY)
 ALL ANIMALS

SEX : MALE

PAGE : 5

Clinical sign	Group Name	Administration Week-day													
		5-1 1	5-1 2	5-2 1	5-2 2	5-3 1	5-3 2	5-4 1	5-4 2	5-5 1	5-5 2	5-6 1	5-6 2	5-7 1	5-7 2
EROSION	Control	0	0	0	0	0	0	0	0	0	0	0	0	0	0
	Posi.Control	0	0	0	0	0	0	0	0	0	0	0	0	0	0
CRUSTA	Control	0	0	0	0	0	0	0	0	0	0	0	0	0	0
	Posi.Control	0	0	0	0	0	0	0	0	0	0	0	0	0	0
NON REMARKABLE	Control	25	25	25	25	25	25	25	25	25	25	25	25	25	25
	Posi.Control	15	15	15	15	15	15	15	15	15	15	15	15	15	15

(HAN190)

BAIS 6

STUDY NO. : 0906
 ANIMAL : B6.129S2-Trp53tm1Tyj/J
 REPORT TYPE : A1 27

CLINICAL OBSERVATION (SUMMARY)
 ALL ANIMALS

SEX : MALE

PAGE : 6

Clinical sign	Group Name	Administration Week-day													
		6-1 1	6-1 2	6-2 1	6-2 2	6-3 1	6-3 2	6-4 1	6-4 2	6-5 1	6-5 2	6-6 1	6-6 2	6-7 1	6-7 2
EROSION	Control	0	0	0	0	0	0	0	0	0	0	0	0	0	0
	Posi.Control	0	0	0	0	0	0	0	0	0	0	0	0	0	0
CRUSTA	Control	0	0	0	0	0	0	0	0	0	0	0	0	0	0
	Posi.Control	0	0	0	0	0	0	0	0	0	0	0	0	0	0
NON REMARKABLE	Control	25	25	25	25	25	25	25	25	25	25	25	25	25	25
	Posi.Control	15	15	15	15	15	15	15	15	15	15	15	15	15	15

(HAN190)

BAIS 6

STUDY NO. : 0906
 ANIMAL : B6.129S2-Trp53tm1Tyj/J
 REPORT TYPE : A1 27

CLINICAL OBSERVATION (SUMMARY)
 ALL ANIMALS

SEX : MALE

PAGE : 7

Clinical sign	Group Name	Administration Week-day													
		7-1 1	7-1 2	7-2 1	7-2 2	7-3 1	7-3 2	7-4 1	7-4 2	7-5 1	7-5 2	7-6 1	7-6 2	7-7 1	7-7 2
EROSION	Control	0	0	0	0	0	0	0	0	0	0	0	0	0	0
	Posi.Control	0	0	0	0	0	0	0	0	0	0	0	0	0	0
CRUSTA	Control	0	0	0	0	0	0	0	0	0	0	0	0	0	0
	Posi.Control	0	0	0	0	0	0	0	0	0	0	0	0	0	0
NON REMARKABLE	Control	25	25	25	25	25	25	25	25	25	25	25	25	25	25
	Posi.Control	15	15	15	15	15	15	15	15	15	15	15	15	15	15

(HAN190)

BAIS 6

STUDY NO. : 0906
 ANIMAL : B6.129S2-Trp53tm1Tyj/J
 REPORT TYPE : A1 27

CLINICAL OBSERVATION (SUMMARY)
 ALL ANIMALS

SEX : MALE

PAGE : 8

Clinical sign	Group Name	Administration Week-day													
		8-1 1	8-1 2	8-2 1	8-2 2	8-3 1	8-3 2	8-4 1	8-4 2	8-5 1	8-5 2	8-6 1	8-6 2	8-7 1	8-7 2
EROSION	Control	0	0	0	0	0	0	0	0	0	0	0	0	0	0
	Posi.Control	0	0	0	0	0	0	0	0	0	0	0	0	0	0
CRUSTA	Control	0	0	0	0	0	0	0	0	0	0	0	0	0	0
	Posi.Control	0	0	0	0	0	0	0	0	0	0	0	0	0	0
NON REMARKABLE	Control	25	25	25	25	25	25	25	25	25	25	25	25	25	25
	Posi.Control	15	15	15	15	15	15	15	15	15	15	15	15	15	15

(HAN190)

BAIS 6

STUDY NO. : 0906
 ANIMAL : B6.129S2-Trp53tm1Tyj/J
 REPORT TYPE : A1 27

CLINICAL OBSERVATION (SUMMARY)
 ALL ANIMALS

SEX : MALE

PAGE : 9

Clinical sign	Group Name	Administration Week-day													
		9-1 1	9-1 2	9-2 1	9-2 2	9-3 1	9-3 2	9-4 1	9-4 2	9-5 1	9-5 2	9-6 1	9-6 2	9-7 1	9-7 2
EROSION	Control	0	0	0	0	0	0	0	0	0	0	0	0	0	0
	Posi.Control	0	0	0	0	0	0	0	0	0	0	0	0	0	0
CRUSTA	Control	0	0	0	0	0	0	0	0	0	0	0	0	0	0
	Posi.Control	0	0	0	0	0	0	0	0	0	0	0	0	0	0
NON REMARKABLE	Control	25	25	25	25	25	25	25	25	25	25	25	25	25	25
	Posi.Control	15	15	15	15	15	15	15	15	15	15	15	15	15	15

(HAN190)

BAIS 6

STUDY NO. : 0906
 ANIMAL : B6.129S2-Trp53tm1Tyj/J
 REPORT TYPE : A1 27

CLINICAL OBSERVATION (SUMMARY)
 ALL ANIMALS

SEX : MALE

PAGE : 10

Clinical sign	Group Name	Administration Week-day													
		10-1 1	10-1 2	10-2 1	10-2 2	10-3 1	10-3 2	10-4 1	10-4 2	10-5 1	10-5 2	10-6 1	10-6 2	10-7 1	10-7 2
EROSION	Control	0	0	0	0	0	0	0	0	0	0	0	0	0	0
	Posi.Control	0	0	0	0	0	0	0	0	0	0	0	0	0	0
CRUSTA	Control	0	0	0	0	0	0	0	0	0	0	0	0	0	0
	Posi.Control	0	0	0	0	0	0	0	0	0	0	0	0	0	0
NON REMARKABLE	Control	25	25	25	25	25	25	25	25	25	25	25	25	25	25
	Posi.Control	15	15	15	15	15	15	15	15	15	15	15	15	15	15

(HAN190)

BAIS 6

STUDY NO. : 0906
 ANIMAL : B6.129S2-Trp53tm1Tyj/J
 REPORT TYPE : A1 27

CLINICAL OBSERVATION (SUMMARY)
 ALL ANIMALS

SEX : MALE

PAGE : 11

Clinical sign	Group Name	Administration Week-day													
		11-1 1	11-1 2	11-2 1	11-2 2	11-3 1	11-3 2	11-4 1	11-4 2	11-5 1	11-5 2	11-6 1	11-6 2	11-7 1	11-7 2
EROSION	Control	0	0	0	0	0	0	0	0	0	0	0	0	0	0
	Posi.Control	0	0	0	0	0	0	0	0	0	0	0	0	0	0
CRUSTA	Control	0	0	0	0	0	0	0	0	0	0	0	0	0	0
	Posi.Control	0	0	0	0	0	0	0	0	0	0	0	0	0	0
NON REMARKABLE	Control	25	25	25	25	25	25	25	25	25	25	25	25	25	25
	Posi.Control	15	15	15	15	15	15	15	15	15	15	15	15	15	15

(HAN190)

BAIS 6

STUDY NO. : 0906
 ANIMAL : B6.129S2-Trp53tm1Tyj/J
 REPORT TYPE : A1 27

CLINICAL OBSERVATION (SUMMARY)
 ALL ANIMALS

SEX : MALE

PAGE : 12

Clinical sign	Group Name	Administration Week-day													
		12-1 1	12-1 2	12-2 1	12-2 2	12-3 1	12-3 2	12-4 1	12-4 2	12-5 1	12-5 2	12-6 1	12-6 2	12-7 1	12-7 2
EROSION	Control	0	0	0	0	0	0	0	0	0	0	0	0	0	0
	Posi.Control	0	0	0	0	0	0	0	0	0	0	0	0	0	0
CRUSTA	Control	0	0	0	0	0	0	0	0	0	0	0	0	0	0
	Posi.Control	0	0	0	0	0	0	0	0	0	0	0	0	0	0
NON REMARKABLE	Control	25	25	25	25	25	25	25	25	25	25	25	25	25	25
	Posi.Control	15	15	15	15	15	15	15	15	15	15	15	15	15	15

(HAN190)

BAIS 6

STUDY NO. : 0906
 ANIMAL : B6.129S2-Trp53tm1Tyj/J
 REPORT TYPE : A1 27

CLINICAL OBSERVATION (SUMMARY)
 ALL ANIMALS

SEX : MALE

PAGE : 13

Clinical sign	Group Name	Administration Week-day													
		13-1 1	13-1 2	13-2 1	13-2 2	13-3 1	13-3 2	13-4 1	13-4 2	13-5 1	13-5 2	13-6 1	13-6 2	13-7 1	13-7 2
EROSION	Control	0	0	0	0	0	0	0	0	0	0	0	0	0	0
	Posi.Control	0	0	0	0	0	0	0	0	0	0	0	0	0	0
CRUSTA	Control	0	0	0	0	0	0	0	0	0	0	0	0	0	0
	Posi.Control	0	0	0	0	0	0	0	0	0	0	0	0	0	0
NON REMARKABLE	Control	25	25	25	25	25	25	25	25	25	25	25	25	25	25
	Posi.Control	15	15	15	15	15	15	15	15	15	15	15	15	15	15

(HAN190)

BAIS 6

STUDY NO. : 0906
 ANIMAL : B6.129S2-Trp53tm1Tyj/J
 REPORT TYPE : A1 27

CLINICAL OBSERVATION (SUMMARY)
 ALL ANIMALS

SEX : MALE

PAGE : 14

Clinical sign	Group Name	Administration Week-day													
		14-1 1	14-1 2	14-2 1	14-2 2	14-3 1	14-3 2	14-4 1	14-4 2	14-5 1	14-5 2	14-6 1	14-6 2	14-7 1	14-7 2
EROSION	Control	0	0	0	0	0	0	0	0	0	0	0	0	0	0
	Posi.Control	0	0	0	0	0	0	0	0	0	0	0	0	0	0
CRUSTA	Control	0	0	0	0	0	0	0	0	0	0	0	0	0	0
	Posi.Control	0	0	0	0	0	0	0	0	0	0	0	0	0	0
NON REMARKABLE	Control	25	25	25	25	25	25	25	25	25	25	25	25	25	25
	Posi.Control	15	15	15	15	15	15	15	15	15	15	15	15	15	15

(HAN190)

BAIS 6

STUDY NO. : 0906
 ANIMAL : B6.129S2-Trp53tm1Tyj/J
 REPORT TYPE : A1 27

CLINICAL OBSERVATION (SUMMARY)
 ALL ANIMALS

SEX : MALE

PAGE : 15

Clinical sign	Group Name	Administration Week-day													
		15-1 1	15-1 2	15-2 1	15-2 2	15-3 1	15-3 2	15-4 1	15-4 2	15-5 1	15-5 2	15-6 1	15-6 2	15-7 1	15-7 2
EROSION	Control	0	0	0	0	0	0	0	0	0	0	0	0	0	0
	Posi.Control	0	0	0	0	0	0	0	0	0	0	0	0	0	0
CRUSTA	Control	0	0	0	0	0	0	0	0	0	0	0	0	0	0
	Posi.Control	0	0	0	0	0	0	0	0	0	0	0	0	0	0
NON REMARKABLE	Control	25	25	25	25	25	25	25	25	25	25	25	25	25	25
	Posi.Control	15	15	15	15	15	15	15	15	15	15	15	15	15	15

(HAN190)

BAIS 6

STUDY NO. : 0906
 ANIMAL : B6.129S2-Trp53tm1Tyj/J
 REPORT TYPE : A1 27

CLINICAL OBSERVATION (SUMMARY)
 ALL ANIMALS

SEX : MALE

PAGE : 16

Clinical sign	Group Name	Administration Week-day													
		16-1 1	16-1 2	16-2 1	16-2 2	16-3 1	16-3 2	16-4 1	16-4 2	16-5 1	16-5 2	16-6 1	16-6 2	16-7 1	16-7 2
EROSION	Control	0	0	0	0	0	0	0	0	0	0	0	0	0	0
	Posi.Control	0	0	0	0	0	0	0	0	0	0	0	0	0	0
CRUSTA	Control	0	0	0	0	0	0	0	0	0	0	0	0	0	0
	Posi.Control	0	0	0	0	0	0	0	0	0	0	0	0	0	0
NON REMARKABLE	Control	25	25	25	25	25	25	25	25	25	25	25	25	25	25
	Posi.Control	15	15	15	15	15	15	15	15	15	15	15	15	15	15

(HAN190)

BAIS 6

STUDY NO. : 0906
 ANIMAL : B6.129S2-Trp53tm1Tyj/J
 REPORT TYPE : A1 27

CLINICAL OBSERVATION (SUMMARY)
 ALL ANIMALS

SEX : MALE

PAGE : 17

Clinical sign	Group Name	Administration Week-day													
		17-1 1	17-1 2	17-2 1	17-2 2	17-3 1	17-3 2	17-4 1	17-4 2	17-5 1	17-5 2	17-6 1	17-6 2	17-7 1	17-7 2
EROSION	Control	0	0	0	0	0	0	0	0	0	0	0	0	0	0
	Posi.Control	0	0	0	0	0	0	0	0	0	0	0	0	0	0
CRUSTA	Control	0	0	0	0	0	0	0	0	0	0	0	0	0	0
	Posi.Control	0	0	0	0	0	0	0	0	0	0	0	0	0	0
NON REMARKABLE	Control	25	25	25	25	25	25	25	25	25	25	25	25	25	25
	Posi.Control	15	15	15	15	15	15	15	15	15	15	15	15	15	15

(HAN190)

BAIS 6

STUDY NO. : 0906
 ANIMAL : B6.129S2-Trp53tm1Tyj/J
 REPORT TYPE : A1 27

CLINICAL OBSERVATION (SUMMARY)
 ALL ANIMALS

SEX : MALE

PAGE : 18

Clinical sign	Group Name	Administration Week-day													
		18-1 1	18-1 2	18-2 1	18-2 2	18-3 1	18-3 2	18-4 1	18-4 2	18-5 1	18-5 2	18-6 1	18-6 2	18-7 1	18-7 2
EROSION	Control	0	0	0	0	0	0	0	0	0	0	0	0	0	0
	Posi.Control	0	0	0	0	0	0	0	0	0	0	0	0	0	0
CRUSTA	Control	0	0	0	0	0	0	0	0	0	0	0	0	0	0
	Posi.Control	0	0	0	0	0	0	0	0	0	0	0	0	0	0
NON REMARKABLE	Control	25	25	25	25	25	25	25	25	25	25	25	25	25	25
	Posi.Control	15	15	15	15	15	15	15	15	15	15	15	15	15	15

(HAN190)

BAIS 6

STUDY NO. : 0906
 ANIMAL : B6.129S2-Trp53tm1Tyj/J
 REPORT TYPE : A1 27

CLINICAL OBSERVATION (SUMMARY)
 ALL ANIMALS

SEX : MALE

PAGE : 19

Clinical sign	Group Name	Administration Week-day													
		19-1 1	19-1 2	19-2 1	19-2 2	19-3 1	19-3 2	19-4 1	19-4 2	19-5 1	19-5 2	19-6 1	19-6 2	19-7 1	19-7 2
EROSION	Control	0	0	0	0	0	0	0	0	0	0	0	0	0	0
	Posi.Control	0	0	0	0	0	0	0	0	0	0	0	0	0	0
CRUSTA	Control	0	0	0	0	0	0	0	0	0	0	0	0	0	0
	Posi.Control	0	0	0	0	0	0	0	0	0	0	0	0	0	0
NON REMARKABLE	Control	25	25	25	25	25	25	25	25	25	25	25	25	25	25
	Posi.Control	15	15	15	15	15	15	15	15	15	15	15	15	15	15

(HAN190)

BAIS 6

STUDY NO. : 0906
 ANIMAL : B6.129S2-Trp53tm1Tyj/J
 REPORT TYPE : A1 27

CLINICAL OBSERVATION (SUMMARY)
 ALL ANIMALS

SEX : MALE

PAGE : 20

Clinical sign	Group Name	Administration Week-day													
		20-1 1	20-1 2	20-2 1	20-2 2	20-3 1	20-3 2	20-4 1	20-4 2	20-5 1	20-5 2	20-6 1	20-6 2	20-7 1	20-7 2
EROSION	Control	0	1	1	1	1	1	1	1	1	1	1	1	1	1
	Posi.Control	0	0	0	0	0	0	0	0	0	0	0	0	0	0
CRUSTA	Control	0	0	0	0	0	0	0	0	0	0	0	0	0	0
	Posi.Control	0	0	0	0	0	0	0	0	0	0	0	0	0	0
NON REMARKABLE	Control	25	24	24	24	24	24	24	24	24	24	24	24	24	24
	Posi.Control	15	15	15	15	15	15	15	15	15	15	15	15	15	15

(HAN190)

BAIS 6

STUDY NO. : 0906
 ANIMAL : B6.129S2-Trp53tm1Tyj/J
 REPORT TYPE : A1 27

CLINICAL OBSERVATION (SUMMARY)
 ALL ANIMALS

SEX : MALE

PAGE : 21

Clinical sign	Group Name	Administration Week-day													
		21-1 1	21-1 2	21-2 1	21-2 2	21-3 1	21-3 2	21-4 1	21-4 2	21-5 1	21-5 2	21-6 1	21-6 2	21-7 1	21-7 2
EROSION	Control	1	1	1	1	1	1	1	1	1	1	1	1	1	1
	Posi.Control	0	0	0	0	0	0	0	0	0	0	0	0	0	0
CRUSTA	Control	0	0	0	0	0	0	0	0	0	0	0	0	0	0
	Posi.Control	0	0	0	0	0	0	0	0	0	0	0	0	0	0
NON REMARKABLE	Control	24	24	24	24	24	24	24	24	24	24	24	24	24	24
	Posi.Control	15	15	15	15	15	15	15	15	15	15	15	15	15	15

(HAN190)

BAIS 6

STUDY NO. : 0906
 ANIMAL : B6.129S2-Trp53tm1Tyj/J
 REPORT TYPE : A1 27

CLINICAL OBSERVATION (SUMMARY)
 ALL ANIMALS

SEX : MALE

PAGE : 22

Clinical sign	Group Name	Administration Week-day													
		22-1 1	22-1 2	22-2 1	22-2 2	22-3 1	22-3 2	22-4 1	22-4 2	22-5 1	22-5 2	22-6 1	22-6 2	22-7 1	22-7 2
EROSION	Control	1	1	1	1	1	1	1	1	1	1	1	1	1	1
	Posi.Control	0	0	0	0	0	0	0	0	0	0	0	0	0	0
CRUSTA	Control	0	0	0	0	0	0	0	0	0	0	0	0	0	0
	Posi.Control	0	0	0	0	0	0	0	0	0	1	1	1	1	1
NON REMARKABLE	Control	24	24	24	24	24	24	24	24	24	24	24	24	24	24
	Posi.Control	15	15	15	15	15	15	15	15	15	14	14	14	14	14

(HAN190)

BAIS 6

STUDY NO. : 0906
 ANIMAL : B6.129S2-Trp53tm1Tyj/J
 REPORT TYPE : A1 27

CLINICAL OBSERVATION (SUMMARY)
 ALL ANIMALS

SEX : MALE

PAGE : 23

Clinical sign	Group Name	Administration Week-day													
		23-1 1	23-1 2	23-2 1	23-2 2	23-3 1	23-3 2	23-4 1	23-4 2	23-5 1	23-5 2	23-6 1	23-6 2	23-7 1	23-7 2
EROSION	Control	1	1	1	1	1	1	1	1	1	1	1	1	1	1
	Posi.Control	0	0	0	0	0	0	0	0	0	0	0	0	0	0
CRUSTA	Control	0	0	0	0	0	0	0	0	0	0	0	0	0	0
	Posi.Control	1	1	1	1	1	1	1	1	1	1	1	1	1	1
NON REMARKABLE	Control	24	24	24	24	24	24	24	24	24	24	24	24	24	24
	Posi.Control	14	14	14	14	14	14	14	14	14	14	14	14	14	14

(HAN190)

BAIS 6

STUDY NO. : 0906
 ANIMAL : B6.129S2-Trp53tm1Tyj/J
 REPORT TYPE : A1 27

CLINICAL OBSERVATION (SUMMARY)
 ALL ANIMALS

SEX : MALE

PAGE : 24

Clinical sign	Group Name	Administration Week-day													
		24-1 1	24-1 2	24-2 1	24-2 2	24-3 1	24-3 2	24-4 1	24-4 2	24-5 1	24-5 2	24-6 1	24-6 2	24-7 1	24-7 2
EROSION	Control	1	1	1	1	1	1	1	1	1	1	1	1	1	1
	Posi.Control	0	0	0	0	0	0	0	0	0	0	0	0	0	0
CRUSTA	Control	0	0	0	0	0	0	0	0	0	0	0	0	0	0
	Posi.Control	1	1	1	1	1	1	1	1	1	1	1	1	1	1
NON REMARKABLE	Control	24	24	24	24	24	24	24	24	24	24	24	24	24	24
	Posi.Control	14	14	14	14	14	14	14	14	14	14	14	14	14	14

(HAN190)

BAIS 6

STUDY NO. : 0906
 ANIMAL : B6.129S2-Trp53tm1Tyj/J
 REPORT TYPE : A1 27

CLINICAL OBSERVATION (SUMMARY)
 ALL ANIMALS

SEX : MALE

PAGE : 25

Clinical sign	Group Name	Administration Week-day													
		25-1 1	25-1 2	25-2 1	25-2 2	25-3 1	25-3 2	25-4 1	25-4 2	25-5 1	25-5 2	25-6 1	25-6 2	25-7 1	25-7 2
EROSION	Control	1	1	1	1	1	1	1	1	1	1	1	1	1	1
	Posi.Control	0	0	0	0	0	0	0	0	0	0	0	0	0	0
CRUSTA	Control	0	0	0	0	0	0	0	0	0	0	0	0	0	0
	Posi.Control	1	1	1	1	1	1	1	1	1	1	1	1	1	1
NON REMARKABLE	Control	24	24	24	24	24	24	24	24	24	24	24	24	24	24
	Posi.Control	14	14	14	14	14	14	14	14	14	14	14	14	14	14

(HAN190)

BAIS 6

STUDY NO. : 0906
 ANIMAL : B6.129S2-Trp53tm1Tyj/J
 REPORT TYPE : A1 27

CLINICAL OBSERVATION (SUMMARY)
 ALL ANIMALS

SEX : MALE

PAGE : 26

Clinical sign	Group Name	Administration Week-day													
		26-1 1	26-1 2	26-2 1	26-2 2	26-3 1	26-3 2	26-4 1	26-4 2	26-5 1	26-5 2	26-6 1	26-6 2	26-7 1	26-7 2
EROSION	Control	1	1	1	1	1	1	1	1	1	1	1	1	1	1
	Posi.Control	0	0	0	0	0	0	0	0	0	0	0	0	0	0
CRUSTA	Control	0	0	0	0	0	0	0	0	0	0	0	1	1	1
	Posi.Control	1	1	1	1	1	1	1	1	1	1	1	1	1	1
NON REMARKABLE	Control	24	24	24	24	24	24	24	24	24	24	24	24	24	24
	Posi.Control	14	14	14	14	14	14	14	14	14	14	14	14	14	14

(HAN190)

BAIS 6

STUDY NO. : 0906
ANIMAL : B6.129S2-Trp53tm1Tyj/J
REPORT TYPE : A1 27

CLINICAL OBSERVATION (SUMMARY)
ALL ANIMALS

SEX : MALE

PAGE : 27

Clinical sign	Group Name	Administration Week-day	
		27-1	27-1
		1	2
<hr/>			
EROSION	Control	1	0
	Posi.Control	0	0
CRUSTA	Control	1	0
	Posi.Control	1	1
NON REMARKABLE	Control	24	11
	Posi.Control	14	14

(HAN190)

BAIS 6

TABLE B 4

CLINICAL OBSERVATION : FEMALE

(Control and Positive control group)

STUDY NO. : 0907
 ANIMAL : B6.129S2-Trp53tm1Tyj/J
 REPORT TYPE : A1 27

CLINICAL OBSERVATION (SUMMARY)
 ALL ANIMALS

SEX : FEMALE

PAGE : 1

Clinical sign	Group Name	Administration Week-day													
		1-1 1	1-1 2	1-2 1	1-2 2	1-3 1	1-3 2	1-4 1	1-4 2	1-5 1	1-5 2	1-6 1	1-6 2	1-7 1	1-7 2
LOCOMOTOR MOVEMENT DECR	Control	0	0	0	0	0	0	0	0	0	0	0	0	0	0
	Posi.Control	0	0	0	0	0	0	0	0	0	0	0	0	0	0
EROSION	Control	0	0	0	0	0	0	0	0	0	0	0	0	0	0
	Posi.Control	0	0	0	0	0	0	0	0	0	0	0	0	0	0
CRUSTA	Control	0	0	0	0	0	0	0	0	0	0	0	0	0	0
	Posi.Control	0	0	0	0	0	0	0	0	0	0	0	0	0	0
IRREGULAR BREATHING	Control	0	0	0	0	0	0	0	0	0	0	0	0	0	0
	Posi.Control	0	0	0	0	0	0	0	0	0	0	0	0	0	0
OLIGO-STOOL	Control	0	0	0	0	0	0	0	0	0	0	0	0	0	0
	Posi.Control	0	0	0	0	0	0	0	0	0	0	0	0	0	0
NON REMARKABLE	Control	25	25	25	25	25	25	25	25	25	25	25	25	25	25
	Posi.Control	15	15	15	15	15	15	15	15	15	15	15	15	15	15

(HAN190)

BAIS 6

STUDY NO. : 0907
 ANIMAL : B6.129S2-Trp53tm1Tyj/J
 REPORT TYPE : A1 27

CLINICAL OBSERVATION (SUMMARY)
 ALL ANIMALS

SEX : FEMALE

PAGE : 2

Clinical sign	Group Name	Administration Week-day													
		2-1 1	2-1 2	2-2 1	2-2 2	2-3 1	2-3 2	2-4 1	2-4 2	2-5 1	2-5 2	2-6 1	2-6 2	2-7 1	2-7 2
LOCOMOTOR MOVEMENT DECR	Control	0	0	0	0	0	0	0	0	0	0	0	0	0	0
	Posi.Control	0	0	0	0	0	0	0	0	0	0	0	0	0	0
EROSION	Control	0	0	0	0	0	0	0	0	0	0	0	0	0	0
	Posi.Control	0	0	0	0	0	0	0	0	0	0	0	0	0	0
CRUSTA	Control	0	0	0	0	0	0	0	0	0	0	0	0	0	0
	Posi.Control	0	0	0	0	0	0	0	0	0	0	0	0	0	0
IRREGULAR BREATHING	Control	0	0	0	0	0	0	0	0	0	0	0	0	0	0
	Posi.Control	0	0	0	0	0	0	0	0	0	0	0	0	0	0
OLIGO-STOOL	Control	0	0	0	0	0	0	0	0	0	0	0	0	0	0
	Posi.Control	0	0	0	0	0	0	0	0	0	0	0	0	0	0
NON REMARKABLE	Control	25	25	25	25	25	25	25	25	25	25	25	25	25	25
	Posi.Control	15	15	15	15	15	15	15	15	15	15	15	15	15	15

(HAN190)

BAIS 6

STUDY NO. : 0907
 ANIMAL : B6.129S2-Trp53tm1Tyj/J
 REPORT TYPE : A1 27

CLINICAL OBSERVATION (SUMMARY)
 ALL ANIMALS

SEX : FEMALE

PAGE : 3

Clinical sign	Group Name	Administration Week-day													
		3-1 1	3-1 2	3-2 1	3-2 2	3-3 1	3-3 2	3-4 1	3-4 2	3-5 1	3-5 2	3-6 1	3-6 2	3-7 1	3-7 2
LOCOMOTOR MOVEMENT DECR	Control	0	0	0	0	0	0	0	0	0	0	0	0	0	0
	Posi.Control	0	0	0	0	0	0	0	0	0	0	0	0	0	0
EROSION	Control	0	0	0	0	0	0	0	0	0	0	0	0	0	0
	Posi.Control	0	0	0	0	0	0	0	0	0	0	0	0	0	0
CRUSTA	Control	0	0	0	0	0	0	0	0	0	0	0	0	0	0
	Posi.Control	0	0	0	0	0	0	0	0	0	0	0	0	0	0
IRREGULAR BREATHING	Control	0	0	0	0	0	0	0	0	0	0	0	0	0	0
	Posi.Control	0	0	0	0	0	0	0	0	0	0	0	0	0	0
OLIGO-STOOL	Control	0	0	0	0	0	0	0	0	0	0	0	0	0	0
	Posi.Control	0	0	0	0	0	0	0	0	0	0	0	0	0	0
NON REMARKABLE	Control	25	25	25	25	25	25	25	25	25	25	25	25	25	25
	Posi.Control	15	15	15	15	15	15	15	15	15	15	15	15	15	15

(HAN190)

BAIS 6

STUDY NO. : 0907
 ANIMAL : B6.129S2-Trp53tm1Tyj/J
 REPORT TYPE : A1 27

CLINICAL OBSERVATION (SUMMARY)
 ALL ANIMALS

SEX : FEMALE

PAGE : 4

Clinical sign	Group Name	Administration Week-day													
		4-1 1	4-1 2	4-2 1	4-2 2	4-3 1	4-3 2	4-4 1	4-4 2	4-5 1	4-5 2	4-6 1	4-6 2	4-7 1	4-7 2
LOCOMOTOR MOVEMENT DECR	Control	0	0	0	0	0	0	0	0	0	0	0	0	0	0
	Posi.Control	0	0	0	0	0	0	0	0	0	0	0	0	0	0
EROSION	Control	0	0	0	0	0	0	0	0	0	0	0	0	0	0
	Posi.Control	0	0	0	0	0	0	0	0	0	0	0	0	0	0
CRUSTA	Control	0	0	0	0	0	0	0	0	0	0	0	0	0	0
	Posi.Control	0	0	0	0	0	0	0	0	0	0	0	0	0	0
IRREGULAR BREATHING	Control	0	0	0	0	0	0	0	0	0	0	0	0	0	0
	Posi.Control	0	0	0	0	0	0	0	0	0	0	0	0	0	0
OLIGO-STOOL	Control	0	0	0	0	0	0	0	0	0	0	0	0	0	0
	Posi.Control	0	0	0	0	0	0	0	0	0	0	0	0	0	0
NON REMARKABLE	Control	25	25	25	25	25	25	25	25	25	25	25	25	25	25
	Posi.Control	15	15	15	15	15	15	15	15	15	15	15	15	15	15

(HAN190)

BAIS 6

STUDY NO. : 0907
 ANIMAL : B6.129S2-Trp53tm1Tyj/J
 REPORT TYPE : A1 27

CLINICAL OBSERVATION (SUMMARY)
 ALL ANIMALS

SEX : FEMALE

PAGE : 5

Clinical sign	Group Name	Administration Week-day													
		5-1 1	5-1 2	5-2 1	5-2 2	5-3 1	5-3 2	5-4 1	5-4 2	5-5 1	5-5 2	5-6 1	5-6 2	5-7 1	5-7 2
LOCOMOTOR MOVEMENT DECR	Control	0	0	0	0	0	0	0	0	0	0	0	0	0	0
	Posi.Control	0	0	0	0	0	0	0	0	0	0	0	0	0	0
EROSION	Control	0	0	0	0	0	0	0	0	0	0	0	0	0	0
	Posi.Control	0	0	0	0	0	0	0	0	0	0	0	0	0	0
CRUSTA	Control	0	0	0	0	0	0	0	0	0	0	0	0	0	0
	Posi.Control	0	0	0	0	0	0	0	0	0	0	0	0	0	0
IRREGULAR BREATHING	Control	0	0	0	0	0	0	0	0	0	0	0	0	0	0
	Posi.Control	0	0	0	0	0	0	0	0	0	0	0	0	0	0
OLIGO-STOOL	Control	0	0	0	0	0	0	0	0	0	0	0	0	0	0
	Posi.Control	0	0	0	0	0	0	0	0	0	0	0	0	0	0
NON REMARKABLE	Control	25	25	25	25	25	25	25	25	25	25	25	25	25	25
	Posi.Control	15	15	15	15	15	15	15	15	15	15	15	15	15	15

(HAN190)

BAIS 6

STUDY NO. : 0907
 ANIMAL : B6.129S2-Trp53tm1Tyj/J
 REPORT TYPE : A1 27

CLINICAL OBSERVATION (SUMMARY)
 ALL ANIMALS

SEX : FEMALE

PAGE : 6

Clinical sign	Group Name	Administration Week-day													
		6-1 1	6-1 2	6-2 1	6-2 2	6-3 1	6-3 2	6-4 1	6-4 2	6-5 1	6-5 2	6-6 1	6-6 2	6-7 1	6-7 2
LOCOMOTOR MOVEMENT DECR	Control	0	0	0	0	0	0	0	0	0	0	0	0	0	0
	Posi.Control	0	0	0	0	0	0	0	0	0	0	0	0	0	0
EROSION	Control	0	0	0	0	0	0	0	0	0	0	0	0	0	0
	Posi.Control	0	0	0	0	0	0	0	0	0	0	0	0	0	0
CRUSTA	Control	0	0	0	0	0	0	0	0	0	0	0	0	0	0
	Posi.Control	0	0	0	0	0	0	0	0	0	0	0	0	0	0
IRREGULAR BREATHING	Control	0	0	0	0	0	0	0	0	0	0	0	0	0	0
	Posi.Control	0	0	0	0	0	0	0	0	0	0	0	0	0	0
OLIGO-STOOL	Control	0	0	0	0	0	0	0	0	0	0	0	0	0	0
	Posi.Control	0	0	0	0	0	0	0	0	0	0	0	0	0	0
NON REMARKABLE	Control	25	25	25	25	25	25	25	25	25	25	25	25	25	25
	Posi.Control	15	15	15	15	15	15	15	15	15	15	15	15	15	15

(HAN190)

BAIS 6

STUDY NO. : 0907
 ANIMAL : B6.129S2-Trp53tm1Tyj/J
 REPORT TYPE : A1 27

CLINICAL OBSERVATION (SUMMARY)
 ALL ANIMALS

SEX : FEMALE

PAGE : 7

Clinical sign	Group Name	Administration Week-day													
		7-1 1	7-1 2	7-2 1	7-2 2	7-3 1	7-3 2	7-4 1	7-4 2	7-5 1	7-5 2	7-6 1	7-6 2	7-7 1	7-7 2
LOCOMOTOR MOVEMENT DECR	Control	0	0	0	0	0	0	0	0	0	0	0	0	0	0
	Posi.Control	0	0	0	0	0	0	0	0	0	0	0	0	0	0
EROSION	Control	0	0	0	0	0	0	0	0	0	0	0	0	0	0
	Posi.Control	0	0	0	0	0	0	0	0	0	0	0	0	0	0
CRUSTA	Control	0	0	0	0	0	0	0	0	0	0	0	0	0	0
	Posi.Control	0	0	0	0	0	0	0	0	0	0	0	0	0	0
IRREGULAR BREATHING	Control	0	0	0	0	0	0	0	0	0	0	0	0	0	0
	Posi.Control	0	0	0	0	0	0	0	0	0	0	0	0	0	0
OLIGO-STOOL	Control	0	0	0	0	0	0	0	0	0	0	0	0	0	0
	Posi.Control	0	0	0	0	0	0	0	0	0	0	0	0	0	0
NON REMARKABLE	Control	25	25	25	25	25	25	25	25	25	25	25	25	25	25
	Posi.Control	15	15	15	15	15	15	15	15	15	15	15	15	15	15

(HAN190)

BAIS 6

STUDY NO. : 0907
 ANIMAL : B6.129S2-Trp53tm1Tyj/J
 REPORT TYPE : A1 27

CLINICAL OBSERVATION (SUMMARY)
 ALL ANIMALS

SEX : FEMALE

PAGE : 8

Clinical sign	Group Name	Administration Week-day													
		8-1 1	8-1 2	8-2 1	8-2 2	8-3 1	8-3 2	8-4 1	8-4 2	8-5 1	8-5 2	8-6 1	8-6 2	8-7 1	8-7 2
LOCOMOTOR MOVEMENT DECR	Control	0	0	0	0	0	0	0	0	0	0	0	0	0	0
	Posi.Control	0	0	0	0	0	0	0	0	0	0	0	0	0	0
EROSION	Control	0	0	0	0	0	0	0	0	0	0	0	0	0	0
	Posi.Control	0	0	0	0	0	0	0	0	0	0	0	0	0	0
CRUSTA	Control	0	0	0	0	0	0	0	0	0	0	0	0	0	0
	Posi.Control	0	0	0	0	0	0	0	0	0	0	0	0	0	0
IRREGULAR BREATHING	Control	0	0	0	0	0	0	0	0	0	0	0	0	0	0
	Posi.Control	0	0	0	0	0	0	0	0	0	0	0	0	0	0
OLIGO-STOOL	Control	0	0	0	0	0	0	0	0	0	0	0	0	0	0
	Posi.Control	0	0	0	0	0	0	0	0	0	0	0	0	0	0
NON REMARKABLE	Control	25	25	25	25	25	25	25	25	25	25	25	25	25	25
	Posi.Control	15	15	15	15	15	15	15	15	15	15	15	15	15	15

(HAN190)

BAIS 6

STUDY NO. : 0907
 ANIMAL : B6.129S2-Trp53tm1Tyj/J
 REPORT TYPE : A1 27

CLINICAL OBSERVATION (SUMMARY)
 ALL ANIMALS

SEX : FEMALE

PAGE : 9

Clinical sign	Group Name	Administration Week-day													
		9-1 1	9-1 2	9-2 1	9-2 2	9-3 1	9-3 2	9-4 1	9-4 2	9-5 1	9-5 2	9-6 1	9-6 2	9-7 1	9-7 2
LOCOMOTOR MOVEMENT DECR	Control	0	0	0	0	0	0	0	0	0	0	0	0	0	0
	Posi.Control	0	0	0	0	0	0	0	0	0	0	0	0	0	0
EROSION	Control	0	0	0	0	0	0	0	0	0	0	0	0	0	0
	Posi.Control	0	0	0	0	0	0	0	0	0	0	0	0	0	0
CRUSTA	Control	0	0	0	0	0	0	0	0	0	0	0	0	0	0
	Posi.Control	0	0	0	0	0	0	0	0	0	0	0	0	0	0
IRREGULAR BREATHING	Control	0	0	0	0	0	0	0	0	0	0	0	0	0	0
	Posi.Control	0	0	0	0	0	0	0	0	0	0	0	0	0	0
OLIGO-STOOL	Control	0	0	0	0	0	0	0	0	0	0	0	0	0	0
	Posi.Control	0	0	0	0	0	0	0	0	0	0	0	0	0	0
NON REMARKABLE	Control	25	25	25	25	25	25	25	25	25	25	25	25	25	25
	Posi.Control	15	15	15	15	15	15	15	15	15	15	15	15	15	15

(HAN190)

BAIS 6

STUDY NO. : 0907
 ANIMAL : B6.129S2-Trp53tm1Tyj/J
 REPORT TYPE : A1 27

CLINICAL OBSERVATION (SUMMARY)
 ALL ANIMALS

SEX : FEMALE

PAGE : 10

Clinical sign	Group Name	Administration Week-day													
		10-1 1	10-1 2	10-2 1	10-2 2	10-3 1	10-3 2	10-4 1	10-4 2	10-5 1	10-5 2	10-6 1	10-6 2	10-7 1	10-7 2
LOCOMOTOR MOVEMENT DECR	Control	0	0	0	0	0	0	0	0	0	0	0	0	0	0
	Posi.Control	0	0	0	0	0	0	0	0	0	0	0	0	0	0
EROSION	Control	0	0	0	0	0	0	0	0	0	0	0	0	0	0
	Posi.Control	0	0	0	0	0	0	0	0	0	0	0	0	0	0
CRUSTA	Control	0	0	0	0	0	0	0	0	0	0	0	0	0	0
	Posi.Control	0	0	0	0	0	0	0	0	0	0	0	0	0	0
IRREGULAR BREATHING	Control	0	0	0	0	0	0	0	0	0	0	0	0	0	0
	Posi.Control	0	0	0	0	0	0	0	0	0	0	0	0	0	0
OLIGO-STOOL	Control	0	0	0	0	0	0	0	0	0	0	0	0	0	0
	Posi.Control	0	0	0	0	0	0	0	0	0	0	0	0	0	0
NON REMARKABLE	Control	25	25	25	25	25	25	25	25	25	25	25	25	25	25
	Posi.Control	15	15	15	15	15	15	15	15	15	15	15	15	15	15

(HAN190)

BAIS 6

STUDY NO. : 0907
 ANIMAL : B6.129S2-Trp53tm1Tyj/J
 REPORT TYPE : A1 27

CLINICAL OBSERVATION (SUMMARY)
 ALL ANIMALS

SEX : FEMALE

PAGE : 11

Clinical sign	Group Name	Administration Week-day													
		11-1 1	11-1 2	11-2 1	11-2 2	11-3 1	11-3 2	11-4 1	11-4 2	11-5 1	11-5 2	11-6 1	11-6 2	11-7 1	11-7 2
LOCOMOTOR MOVEMENT DECR	Control	0	0	0	0	0	0	0	0	0	0	0	0	0	0
	Posi.Control	0	0	0	0	0	0	0	0	0	0	0	0	0	0
EROSION	Control	0	0	0	0	0	0	0	0	0	0	0	0	0	0
	Posi.Control	0	0	0	0	0	0	0	0	0	0	0	0	0	0
CRUSTA	Control	0	0	0	0	0	0	0	0	0	0	0	0	0	0
	Posi.Control	0	0	0	0	0	0	0	0	0	0	0	0	0	0
IRREGULAR BREATHING	Control	0	0	0	0	0	0	0	0	0	0	0	0	0	0
	Posi.Control	0	0	0	0	0	0	0	0	0	0	0	0	0	0
OLIGO-STOOL	Control	0	0	0	0	0	0	0	0	0	0	0	0	0	0
	Posi.Control	0	0	0	0	0	0	0	0	0	0	0	0	0	0
NON REMARKABLE	Control	25	25	25	25	25	25	25	25	25	25	25	25	25	25
	Posi.Control	15	15	15	15	15	15	15	15	15	15	15	15	15	15

(HAN190)

BAIS 6

STUDY NO. : 0907
 ANIMAL : B6.129S2-Trp53tm1Tyj/J
 REPORT TYPE : A1 27

CLINICAL OBSERVATION (SUMMARY)
 ALL ANIMALS

SEX : FEMALE

PAGE : 12

Clinical sign	Group Name	Administration Week-day													
		12-1 1	12-1 2	12-2 1	12-2 2	12-3 1	12-3 2	12-4 1	12-4 2	12-5 1	12-5 2	12-6 1	12-6 2	12-7 1	12-7 2
LOCOMOTOR MOVEMENT DECR	Control	0	0	0	0	0	0	0	0	0	0	0	0	0	0
	Posi.Control	0	0	0	0	0	0	0	0	0	0	0	0	0	0
EROSION	Control	0	0	0	0	0	0	0	0	0	0	0	0	0	0
	Posi.Control	0	0	0	0	0	0	0	0	0	0	0	0	0	0
CRUSTA	Control	0	0	0	0	0	0	0	0	0	0	0	0	0	0
	Posi.Control	0	0	0	0	0	0	0	0	0	0	0	0	0	0
IRREGULAR BREATHING	Control	0	0	0	0	0	0	0	0	0	0	0	0	0	0
	Posi.Control	0	0	0	0	0	0	0	0	0	0	0	0	0	0
OLIGO-STOOL	Control	0	0	0	0	0	0	0	0	0	0	0	0	0	0
	Posi.Control	0	0	0	0	0	0	0	0	0	0	0	0	0	0
NON REMARKABLE	Control	25	25	25	25	25	25	25	25	25	25	25	25	25	25
	Posi.Control	15	15	15	15	15	15	15	15	15	15	15	15	15	15

(HAN190)

BAIS 6

STUDY NO. : 0907
 ANIMAL : B6.129S2-Trp53tm1Tyj/J
 REPORT TYPE : A1 27

CLINICAL OBSERVATION (SUMMARY)
 ALL ANIMALS

SEX : FEMALE

PAGE : 13

Clinical sign	Group Name	Administration Week-day													
		13-1 1	13-1 2	13-2 1	13-2 2	13-3 1	13-3 2	13-4 1	13-4 2	13-5 1	13-5 2	13-6 1	13-6 2	13-7 1	13-7 2
LOCOMOTOR MOVEMENT DECR	Control	0	0	0	0	0	0	0	0	0	0	0	0	0	0
	Posi.Control	0	0	0	0	0	0	0	0	0	0	0	0	0	0
EROSION	Control	0	0	0	0	0	0	0	0	0	0	0	0	0	0
	Posi.Control	0	0	0	0	0	0	0	0	0	0	0	0	0	0
CRUSTA	Control	0	0	0	0	0	0	0	0	0	0	0	0	0	0
	Posi.Control	0	0	0	0	0	0	0	0	0	0	0	0	0	0
IRREGULAR BREATHING	Control	0	0	0	0	0	0	0	0	0	0	0	0	0	0
	Posi.Control	0	0	0	0	0	0	0	0	0	0	0	0	0	0
OLIGO-STOOL	Control	0	0	0	0	0	0	0	0	0	0	0	0	0	0
	Posi.Control	0	0	0	0	0	0	0	0	0	0	0	0	0	0
NON REMARKABLE	Control	25	25	25	25	25	25	25	25	25	25	25	25	25	25
	Posi.Control	15	15	15	15	15	15	15	15	15	15	15	15	15	15

(HAN190)

BAIS 6

STUDY NO. : 0907
 ANIMAL : B6.129S2-Trp53tm1Tyj/J
 REPORT TYPE : A1 27

CLINICAL OBSERVATION (SUMMARY)
 ALL ANIMALS

SEX : FEMALE

PAGE : 14

Clinical sign	Group Name	Administration Week-day													
		14-1 1	14-1 2	14-2 1	14-2 2	14-3 1	14-3 2	14-4 1	14-4 2	14-5 1	14-5 2	14-6 1	14-6 2	14-7 1	14-7 2
LOCOMOTOR MOVEMENT DECR	Control	0	0	0	0	0	0	0	0	0	0	0	0	0	0
	Posi.Control	0	0	0	1	1	1	1	1	0	0	0	0	0	0
EROSION	Control	0	0	0	0	0	0	0	0	0	0	0	0	0	0
	Posi.Control	0	0	0	0	0	0	0	0	0	0	0	0	0	0
CRUSTA	Control	0	0	0	0	0	0	0	0	0	0	0	0	0	0
	Posi.Control	0	0	0	0	0	0	0	0	0	0	0	0	0	0
IRREGULAR BREATHING	Control	0	0	0	0	0	0	0	0	0	0	0	0	0	0
	Posi.Control	0	0	0	1	1	1	1	1	1	1	1	1	1	1
OLIGO-STOOL	Control	0	0	0	0	0	0	0	0	0	0	0	0	0	0
	Posi.Control	0	0	1	1	1	1	1	1	1	1	1	1	0	0
NON REMARKABLE	Control	25	25	25	25	25	25	25	25	25	25	25	25	25	25
	Posi.Control	15	15	14	14	14	14	14	14	14	14	14	14	14	14

(HAN190)

BAIS 6

STUDY NO. : 0907
 ANIMAL : B6.129S2-Trp53tm1Tyj/J
 REPORT TYPE : A1 27

CLINICAL OBSERVATION (SUMMARY)
 ALL ANIMALS

SEX : FEMALE

PAGE : 15

Clinical sign	Group Name	Administration Week-day													
		15-1 1	15-1 2	15-2 1	15-2 2	15-3 1	15-3 2	15-4 1	15-4 2	15-5 1	15-5 2	15-6 1	15-6 2	15-7 1	15-7 2
LOCOMOTOR MOVEMENT DECR	Control	0	0	0	0	0	0	0	0	0	0	0	0	0	0
	Posi.Control	0	0	0	0	0	0	0	0	0	0	0	0	0	0
EROSION	Control	0	0	0	0	0	0	0	0	0	0	0	0	0	0
	Posi.Control	0	0	0	0	0	0	0	0	0	0	0	0	0	0
CRUSTA	Control	0	0	0	0	0	0	0	0	0	0	0	0	0	0
	Posi.Control	0	0	0	0	0	0	0	0	0	0	0	0	0	0
IRREGULAR BREATHING	Control	0	0	0	0	0	0	0	0	0	0	0	0	0	0
	Posi.Control	0	0	0	0	0	0	0	0	0	0	0	0	0	0
OLIGO-STOOL	Control	0	0	0	0	0	0	0	0	0	0	0	0	0	0
	Posi.Control	0	0	0	0	0	0	0	0	0	0	0	0	0	0
NON REMARKABLE	Control	25	25	25	25	25	25	25	25	25	25	25	25	25	25
	Posi.Control	15	15	15	15	15	15	15	15	15	15	15	15	15	15

(HAN190)

BAIS 6

STUDY NO. : 0907
 ANIMAL : B6.129S2-Trp53tm1Tyj/J
 REPORT TYPE : A1 27

CLINICAL OBSERVATION (SUMMARY)
 ALL ANIMALS

SEX : FEMALE

PAGE : 16

Clinical sign	Group Name	Administration Week-day													
		16-1 1	16-1 2	16-2 1	16-2 2	16-3 1	16-3 2	16-4 1	16-4 2	16-5 1	16-5 2	16-6 1	16-6 2	16-7 1	16-7 2
LOCOMOTOR MOVEMENT DECR	Control	0	0	0	0	0	0	0	0	0	0	0	0	0	0
	Posi.Control	0	0	0	0	0	0	0	0	0	0	0	0	0	0
EROSION	Control	0	0	0	0	0	0	0	0	0	0	0	0	0	0
	Posi.Control	0	0	0	0	0	0	0	0	0	0	0	0	0	0
CRUSTA	Control	0	0	0	0	0	0	0	0	0	0	0	0	0	0
	Posi.Control	0	0	0	0	0	0	0	0	0	0	0	0	0	0
IRREGULAR BREATHING	Control	0	0	0	0	0	0	0	0	0	0	0	0	0	0
	Posi.Control	0	0	0	0	0	0	0	0	0	0	0	0	0	0
OLIGO-STOOL	Control	0	0	0	0	0	0	0	0	0	0	0	0	0	0
	Posi.Control	0	0	0	0	0	0	0	0	0	0	0	0	0	0
NON REMARKABLE	Control	25	25	25	25	25	25	25	25	25	25	25	25	25	25
	Posi.Control	15	15	15	15	15	15	15	15	15	15	15	15	15	15

(HAN190)

BAIS 6

STUDY NO. : 0907
 ANIMAL : B6.129S2-Trp53tm1Tyj/J
 REPORT TYPE : A1 27

CLINICAL OBSERVATION (SUMMARY)
 ALL ANIMALS

SEX : FEMALE

PAGE : 17

Clinical sign	Group Name	Administration Week-day													
		17-1 1	17-1 2	17-2 1	17-2 2	17-3 1	17-3 2	17-4 1	17-4 2	17-5 1	17-5 2	17-6 1	17-6 2	17-7 1	17-7 2
LOCOMOTOR MOVEMENT DECR	Control	0	0	0	0	0	0	0	0	0	0	0	0	0	0
	Posi.Control	0	0	0	0	0	0	0	0	0	0	0	0	0	0
EROSION	Control	0	0	0	0	0	0	0	0	0	0	0	0	0	0
	Posi.Control	0	0	0	0	0	0	0	0	0	0	0	0	0	0
CRUSTA	Control	0	0	0	0	0	0	0	0	0	0	0	0	0	0
	Posi.Control	0	0	0	0	0	0	0	0	0	0	0	0	0	0
IRREGULAR BREATHING	Control	0	0	0	0	0	0	0	0	0	0	0	0	0	0
	Posi.Control	0	0	0	0	0	0	0	0	0	0	0	0	0	0
OLIGO-STOOL	Control	0	0	0	0	0	0	0	0	0	0	0	0	0	0
	Posi.Control	0	0	0	0	0	0	0	0	0	0	0	0	0	0
NON REMARKABLE	Control	25	25	25	25	25	25	25	25	25	25	25	25	25	25
	Posi.Control	15	15	15	15	15	15	15	15	15	15	15	15	15	15

(HAN190)

BAIS 6

STUDY NO. : 0907
 ANIMAL : B6.129S2-Trp53tm1Tyj/J
 REPORT TYPE : A1 27

CLINICAL OBSERVATION (SUMMARY)
 ALL ANIMALS

SEX : FEMALE

PAGE : 18

Clinical sign	Group Name	Administration Week-day													
		18-1 1	18-1 2	18-2 1	18-2 2	18-3 1	18-3 2	18-4 1	18-4 2	18-5 1	18-5 2	18-6 1	18-6 2	18-7 1	18-7 2
LOCOMOTOR MOVEMENT DECR	Control	0	0	0	0	0	0	0	0	0	0	0	0	0	0
	Posi.Control	0	0	0	0	0	0	0	0	0	0	0	0	0	0
EROSION	Control	0	0	0	0	0	0	0	0	0	0	0	0	0	0
	Posi.Control	0	0	0	0	0	0	0	0	0	0	0	0	0	0
CRUSTA	Control	0	0	0	0	0	0	0	0	0	0	0	0	0	0
	Posi.Control	0	0	0	0	0	0	0	0	0	0	0	0	0	0
IRREGULAR BREATHING	Control	0	0	0	0	0	0	0	0	0	0	0	0	0	0
	Posi.Control	0	0	0	0	0	0	0	0	0	0	0	0	0	0
OLIGO-STOOL	Control	0	0	0	0	0	0	0	0	0	0	0	0	0	0
	Posi.Control	0	0	0	0	0	0	0	0	0	0	0	0	0	0
NON REMARKABLE	Control	25	25	25	25	25	25	25	25	25	25	25	25	25	25
	Posi.Control	15	15	15	15	15	15	15	15	15	15	15	15	15	15

(HAN190)

BAIS 6

STUDY NO. : 0907
 ANIMAL : B6.129S2-Trp53tm1Tyj/J
 REPORT TYPE : A1 27

CLINICAL OBSERVATION (SUMMARY)
 ALL ANIMALS

SEX : FEMALE

PAGE : 19

Clinical sign	Group Name	Administration Week-day													
		19-1 1	19-1 2	19-2 1	19-2 2	19-3 1	19-3 2	19-4 1	19-4 2	19-5 1	19-5 2	19-6 1	19-6 2	19-7 1	19-7 2
LOCOMOTOR MOVEMENT DECR	Control	0	0	0	0	0	0	0	0	0	0	0	0	0	0
	Posi.Control	0	0	0	0	0	0	0	0	0	0	0	0	0	0
EROSION	Control	0	0	0	0	0	0	0	0	0	0	0	0	0	0
	Posi.Control	0	0	0	0	0	0	0	0	0	0	0	0	0	0
CRUSTA	Control	0	0	0	0	0	0	0	0	0	0	0	0	0	0
	Posi.Control	0	0	0	0	0	0	0	0	0	0	0	0	0	0
IRREGULAR BREATHING	Control	0	0	0	0	0	0	0	0	0	0	0	0	0	0
	Posi.Control	0	0	0	0	0	0	0	0	0	0	0	0	0	0
OLIGO-STOOL	Control	0	0	0	0	0	0	0	0	0	0	0	0	0	0
	Posi.Control	0	0	0	0	0	0	0	0	0	0	0	0	0	0
NON REMARKABLE	Control	25	25	25	25	25	25	25	25	25	25	25	25	25	25
	Posi.Control	15	15	15	15	15	15	15	15	15	15	15	15	15	15

(HAN190)

BAIS 6

STUDY NO. : 0907
 ANIMAL : B6.129S2-Trp53tm1Tyj/J
 REPORT TYPE : A1 27

CLINICAL OBSERVATION (SUMMARY)
 ALL ANIMALS

SEX : FEMALE

PAGE : 20

Clinical sign	Group Name	Administration Week-day													
		20-1 1	20-1 2	20-2 1	20-2 2	20-3 1	20-3 2	20-4 1	20-4 2	20-5 1	20-5 2	20-6 1	20-6 2	20-7 1	20-7 2
LOCOMOTOR MOVEMENT DECR	Control	0	0	0	0	0	0	0	0	0	0	0	0	0	0
	Posi.Control	0	0	0	0	0	0	0	0	0	0	0	0	0	0
EROSION	Control	0	0	0	0	0	0	0	0	0	0	0	0	0	0
	Posi.Control	0	0	0	0	0	0	0	0	0	0	0	0	0	0
CRUSTA	Control	0	0	0	0	0	0	0	0	0	0	0	0	0	0
	Posi.Control	0	0	0	0	0	0	0	0	0	0	0	0	0	0
IRREGULAR BREATHING	Control	0	0	0	0	0	0	0	0	0	0	0	0	0	0
	Posi.Control	0	0	0	0	0	0	0	0	0	0	0	0	0	0
OLIGO-STOOL	Control	0	0	0	0	0	0	0	0	0	0	0	0	0	0
	Posi.Control	0	0	0	0	0	0	0	0	0	0	0	0	0	0
NON REMARKABLE	Control	25	25	25	25	25	25	25	25	25	25	25	25	25	25
	Posi.Control	15	15	15	15	15	15	15	15	15	15	15	15	15	15

(HAN190)

BAIS 6

STUDY NO. : 0907
 ANIMAL : B6.129S2-Trp53tm1Tyj/J
 REPORT TYPE : A1 27

CLINICAL OBSERVATION (SUMMARY)
 ALL ANIMALS

SEX : FEMALE

PAGE : 21

Clinical sign	Group Name	Administration Week-day													
		21-1 1	21-1 2	21-2 1	21-2 2	21-3 1	21-3 2	21-4 1	21-4 2	21-5 1	21-5 2	21-6 1	21-6 2	21-7 1	21-7 2
LOCOMOTOR MOVEMENT DECR	Control	0	0	0	0	0	0	0	0	0	0	0	0	0	0
	Posi.Control	0	0	0	0	0	0	0	0	0	0	0	0	0	0
EROSION	Control	0	0	0	0	0	0	0	0	0	0	0	0	0	0
	Posi.Control	0	0	0	0	0	0	0	0	0	0	0	0	0	0
CRUSTA	Control	0	0	0	0	0	0	0	0	0	0	0	0	0	0
	Posi.Control	0	0	0	0	0	0	0	0	0	0	0	0	0	0
IRREGULAR BREATHING	Control	0	0	0	0	0	0	0	0	0	0	0	0	0	0
	Posi.Control	0	0	0	0	0	0	0	0	0	0	0	0	0	0
OLIGO-STOOL	Control	0	0	0	0	0	0	0	0	0	0	0	0	0	0
	Posi.Control	0	0	0	0	0	0	0	0	0	0	0	0	0	0
NON REMARKABLE	Control	25	25	25	25	25	25	25	25	25	25	25	25	25	25
	Posi.Control	15	15	15	15	15	15	15	15	15	15	15	15	15	15

(HAN190)

BAIS 6

STUDY NO. : 0907
 ANIMAL : B6.129S2-Trp53tm1Tyj/J
 REPORT TYPE : A1 27

CLINICAL OBSERVATION (SUMMARY)
 ALL ANIMALS

SEX : FEMALE

PAGE : 22

Clinical sign	Group Name	Administration Week-day													
		22-1 1	22-1 2	22-2 1	22-2 2	22-3 1	22-3 2	22-4 1	22-4 2	22-5 1	22-5 2	22-6 1	22-6 2	22-7 1	22-7 2
LOCOMOTOR MOVEMENT DECR	Control	0	0	0	0	0	0	0	0	0	0	0	0	0	0
	Posi.Control	0	0	0	0	0	0	0	0	0	0	0	0	0	0
EROSION	Control	0	0	0	0	0	0	0	0	0	1	1	1	1	1
	Posi.Control	0	0	0	0	0	0	0	0	0	0	0	0	0	0
CRUSTA	Control	0	0	0	0	0	0	0	0	0	0	0	0	0	0
	Posi.Control	0	0	0	0	0	0	0	0	0	0	0	0	0	0
IRREGULAR BREATHING	Control	0	0	0	0	0	0	0	0	0	0	0	0	0	0
	Posi.Control	0	0	0	0	0	0	0	0	0	0	0	0	0	0
OLIGO-STOOL	Control	0	0	0	0	0	0	0	0	0	0	0	0	0	0
	Posi.Control	0	0	0	0	0	0	0	0	0	0	0	0	0	0
NON REMARKABLE	Control	25	25	25	25	25	25	25	25	25	24	24	24	24	24
	Posi.Control	15	15	15	15	15	15	15	15	15	15	15	15	15	15

(HAN190)

BAIS 6

STUDY NO. : 0907
 ANIMAL : B6.129S2-Trp53tm1Tyj/J
 REPORT TYPE : A1 27

CLINICAL OBSERVATION (SUMMARY)
 ALL ANIMALS

SEX : FEMALE

PAGE : 23

Clinical sign	Group Name	Administration Week-day													
		23-1 1	23-1 2	23-2 1	23-2 2	23-3 1	23-3 2	23-4 1	23-4 2	23-5 1	23-5 2	23-6 1	23-6 2	23-7 1	23-7 2
LOCOMOTOR MOVEMENT DECR	Control	0	0	0	0	0	0	0	0	0	0	0	0	0	0
	Posi.Control	0	0	0	0	0	0	0	0	0	0	0	0	0	0
EROSION	Control	1	1	1	1	1	1	1	1	1	1	1	1	1	1
	Posi.Control	0	0	0	0	0	0	0	0	0	0	0	0	0	0
CRUSTA	Control	0	0	0	0	0	0	0	0	0	0	0	0	0	0
	Posi.Control	0	0	0	0	0	0	0	0	0	0	0	0	0	0
IRREGULAR BREATHING	Control	0	0	0	0	0	0	0	0	0	0	0	0	0	0
	Posi.Control	0	0	0	0	0	0	0	0	0	0	0	0	0	0
OLIGO-STOOL	Control	0	0	0	0	0	0	0	0	0	0	0	0	0	0
	Posi.Control	0	0	0	0	0	0	0	0	0	0	0	0	0	0
NON REMARKABLE	Control	24	24	24	24	24	24	24	24	24	24	24	24	24	24
	Posi.Control	15	15	15	15	15	15	15	15	15	15	15	15	15	15

(HAN190)

BAIS 6

STUDY NO. : 0907
 ANIMAL : B6.129S2-Trp53tm1Tyj/J
 REPORT TYPE : A1 27

CLINICAL OBSERVATION (SUMMARY)
 ALL ANIMALS

SEX : FEMALE

PAGE : 24

Clinical sign	Group Name	Administration Week-day													
		24-1 1	24-1 2	24-2 1	24-2 2	24-3 1	24-3 2	24-4 1	24-4 2	24-5 1	24-5 2	24-6 1	24-6 2	24-7 1	24-7 2
LOCOMOTOR MOVEMENT DECR	Control	0	0	0	0	0	0	0	0	0	0	0	0	0	0
	Posi.Control	0	0	0	0	0	0	0	0	0	0	0	0	0	0
EROSION	Control	1	1	1	1	1	1	1	1	1	1	1	1	1	1
	Posi.Control	0	0	0	0	0	0	0	0	0	0	0	0	0	0
CRUSTA	Control	0	0	0	0	0	0	0	0	0	0	0	0	0	0
	Posi.Control	0	0	0	0	0	0	0	0	0	0	0	0	0	0
IRREGULAR BREATHING	Control	0	0	0	0	0	0	0	0	0	0	0	0	0	0
	Posi.Control	0	0	0	0	0	0	0	0	0	0	0	0	0	0
OLIGO-STOOL	Control	0	0	0	0	0	0	0	0	0	0	0	0	0	0
	Posi.Control	0	0	0	0	0	0	0	0	0	0	0	0	0	0
NON REMARKABLE	Control	24	24	24	24	24	24	24	24	24	24	24	24	24	24
	Posi.Control	15	15	15	15	15	15	15	15	15	15	15	15	15	15

(HAN190)

BAIS 6

STUDY NO. : 0907
 ANIMAL : B6.129S2-Trp53tm1Tyj/J
 REPORT TYPE : A1 27

CLINICAL OBSERVATION (SUMMARY)
 ALL ANIMALS

SEX : FEMALE

PAGE : 25

Clinical sign	Group Name	Administration Week-day													
		25-1 1	25-1 2	25-2 1	25-2 2	25-3 1	25-3 2	25-4 1	25-4 2	25-5 1	25-5 2	25-6 1	25-6 2	25-7 1	25-7 2
LOCOMOTOR MOVEMENT DECR	Control	0	0	0	0	0	0	0	0	0	0	0	0	0	0
	Posi.Control	0	0	0	0	0	0	0	0	0	0	0	0	0	0
EROSION	Control	1	1	1	1	1	1	1	1	1	1	1	1	1	1
	Posi.Control	0	0	0	0	0	0	0	0	0	0	0	0	0	0
CRUSTA	Control	0	0	0	0	0	0	0	0	0	0	0	0	0	0
	Posi.Control	0	0	0	0	0	0	0	0	0	0	0	0	0	0
IRREGULAR BREATHING	Control	0	0	0	0	0	0	0	0	0	0	0	0	0	0
	Posi.Control	0	0	0	0	0	0	0	0	0	0	0	0	0	0
OLIGO-STOOL	Control	0	0	0	0	0	0	0	0	0	0	0	0	0	0
	Posi.Control	0	0	0	0	0	0	0	0	0	0	0	0	0	0
NON REMARKABLE	Control	24	24	24	24	24	24	24	24	24	24	24	24	24	24
	Posi.Control	15	15	15	15	15	15	15	15	15	15	15	15	15	15

(HAN190)

BAIS 6

STUDY NO. : 0907
 ANIMAL : B6.129S2-Trp53tm1Tyj/J
 REPORT TYPE : A1 27

CLINICAL OBSERVATION (SUMMARY)
 ALL ANIMALS

SEX : FEMALE

PAGE : 26

Clinical sign	Group Name	Administration Week-day													
		26-1 1	26-1 2	26-2 1	26-2 2	26-3 1	26-3 2	26-4 1	26-4 2	26-5 1	26-5 2	26-6 1	26-6 2	26-7 1	26-7 2
LOCOMOTOR MOVEMENT DECR	Control	0	0	0	0	0	0	0	0	0	0	0	0	0	0
	Posi.Control	0	0	0	0	0	0	0	0	0	0	0	0	0	0
EROSION	Control	1	1	2	2	2	2	2	2	2	2	2	2	2	2
	Posi.Control	0	0	0	0	0	0	0	0	0	0	0	0	0	0
CRUSTA	Control	0	0	1	1	1	1	1	1	1	1	1	1	1	1
	Posi.Control	0	0	0	0	0	0	0	0	0	0	0	0	0	0
IRREGULAR BREATHING	Control	0	0	0	0	0	0	0	0	0	0	0	0	0	0
	Posi.Control	0	0	0	0	0	0	0	0	0	0	0	0	0	0
OLIGO-STOOL	Control	0	0	0	0	0	0	0	0	0	0	0	0	0	0
	Posi.Control	0	0	0	0	0	0	0	0	0	0	0	0	0	0
NON REMARKABLE	Control	24	24	22	22	22	22	22	22	22	22	22	22	22	22
	Posi.Control	15	15	15	15	15	15	15	15	15	15	15	15	15	15

(HAN190)

BAIS 6

STUDY NO. : 0907
ANIMAL : B6.129S2-Trp53tm1Tyj/J
REPORT TYPE : A1 27

CLINICAL OBSERVATION (SUMMARY)
ALL ANIMALS

SEX : FEMALE

PAGE : 27

Clinical sign	Group Name	Administration Week-day	
		27-1 1	27-1 2
LOCOMOTOR MOVEMENT DECR	Control	0	0
	Posi.Control	0	0
EROSION	Control	2	1
	Posi.Control	0	0
CRUSTA	Control	1	0
	Posi.Control	0	0
IRREGULAR BREATHING	Control	0	0
	Posi.Control	0	0
OLIGO-STOOL	Control	0	0
	Posi.Control	0	0
NON REMARKABLE	Control	22	10
	Posi.Control	15	15

(HAN190)

BAIS 6

TABLE B 5

BODY WEIGHT CHANGES AND SURVIVAL ANIMAL

NUMBERS : MALE

(Control and Positive control group)

TABLE B 6

BODY WEIGHT CHANGES AND SURVIVAL ANIMAL

NUMBERS : FEMALE

(Control and Positive control group)

STUDY NO. : 0907

MEAN BODY WEIGHTS AND SURVIVAL

ANIMAL : B6.129S2-Trp53tm1Tyj/J

UNIT : g

SEX : FEMALE

Week-Day on Study	Control		Posi. Control		
	Av. Wt. <25>	No. of Surviv.	Av. Wt.	% of cont. <15>	No. of Surviv.
0-0	20.8 (25)	25/25	20.8 (15)	100	15/15
1-1	21.0 (25)	25/25	20.7 (15)	99	15/15
2-1	21.5 (25)	25/25	21.4 (15)	100	15/15
3-1	21.9 (25)	25/25	21.7 (15)	99	15/15
4-1	22.2 (25)	25/25	21.6 (15)	97	15/15
5-1	22.6 (25)	25/25	21.8 (15)	96	15/15
6-1	23.4 (25)	25/25	22.1 (15)	94	15/15
7-1	23.6 (25)	25/25	21.9 (15)	93	15/15
8-1	24.0 (25)	25/25	22.2 (15)	93	15/15
9-1	24.1 (25)	25/25	22.2 (15)	92	15/15
10-1	24.2 (25)	25/25	22.4 (15)	93	15/15
11-1	24.2 (25)	25/25	22.5 (15)	93	15/15
12-1	24.6 (25)	25/25	22.7 (15)	92	15/15
13-1	24.7 (25)	25/25	23.1 (15)	94	15/15
14-1	24.5 (25)	25/25	23.2 (15)	95	15/15
15-1	24.7 (25)	25/25	22.9 (15)	93	15/15
16-1	25.1 (25)	25/25	23.2 (15)	92	15/15
17-1	25.2 (25)	25/25	23.1 (15)	92	15/15
18-1	25.6 (25)	25/25	23.5 (15)	92	15/15
19-1	25.2 (25)	25/25	23.3 (15)	92	15/15
20-1	25.7 (25)	25/25	23.3 (15)	91	15/15
21-1	25.7 (25)	25/25	23.2 (15)	90	15/15
22-1	26.1 (25)	25/25	23.2 (15)	89	15/15
23-1	25.8 (25)	25/25	23.2 (15)	90	15/15
24-1	25.9 (25)	25/25	23.5 (15)	91	15/15
25-1	26.1 (25)	25/25	23.5 (15)	90	15/15
26-1	26.3 (25)	25/25	23.6 (15)	90	15/15
26-7	26.2 (25)	25/25	23.1 (15)	88	15/15

< >: No. of effective animals, (): No. of measured animals Av. Wt. : g

TABLE B 7

BODY WEIGHT CHANGES : MALE

(Control and Positive control group)

STUDY NO. : 0906
 ANIMAL : B6.129S2-Trp53tm1Tyj/J
 UNIT : g
 REPORT TYPE : A1 26
 SEX : MALE

BODY WEIGHT CHANGES (SUMMARY)
 ALL ANIMALS

Group Name	Administration week-day							
	0-0	1-1	2-1	3-1	4-1	5-1	6-1	
Control	25.8 ± 1.6	26.0 ± 1.7	25.9 ± 1.8	26.4 ± 1.7	26.7 ± 1.6	27.1 ± 1.7	27.8 ± 1.6	
Posi.Control	25.9 ± 1.6	25.8 ± 1.6	25.6 ± 1.3	26.0 ± 1.4	26.0 ± 1.5	25.7 ± 1.6**	26.0 ± 1.4**	

Significant difference ; * : P 0.05 ** : P 0.01

Test of t

STUDY NO. : 0906
 ANIMAL : B6.129S2-Trp53tm1Tyj/J
 UNIT : g
 REPORT TYPE : A1 26
 SEX : MALE

BODY WEIGHT CHANGES (SUMMARY)
 ALL ANIMALS

Group Name	Administration week-day						
	7-1	8-1	9-1	10-1	11-1	12-1	13-1
Control	28.0 ± 1.7	28.4 ± 1.7	28.6 ± 1.6	29.2 ± 1.7	29.3 ± 1.8	29.6 ± 2.1	29.4 ± 2.1
Posi.Control	26.1 ± 1.6**	26.3 ± 1.4**	26.1 ± 1.6**	26.7 ± 1.5**	26.4 ± 1.4**	27.0 ± 1.4**	26.4 ± 1.5**

Significant difference ; * : P 0.05 ** : P 0.01

Test of t

STUDY NO. : 0906
 ANIMAL : B6.129S2-Trp53tm1Tyj/J
 UNIT : g
 REPORT TYPE : A1 26
 SEX : MALE

BODY WEIGHT CHANGES (SUMMARY)
 ALL ANIMALS

Group Name	Administration week-day						
	14-1	15-1	16-1	17-1	18-1	19-1	20-1
Control	29.8 ± 1.9	30.2 ± 2.4	30.1 ± 2.2	30.6 ± 2.3	30.4 ± 2.1	30.6 ± 2.2	30.7 ± 2.2
Posi.Control	27.2 ± 1.7**	27.0 ± 1.6**	26.6 ± 1.6**	26.5 ± 1.4**	26.5 ± 1.6**	27.2 ± 1.4**	26.9 ± 1.7**

Significant difference ; * : P 0.05 ** : P 0.01

Test of t

STUDY NO. : 0906
 ANIMAL : B6.129S2-Trp53tm1Tyj/J
 UNIT : g
 REPORT TYPE : A1 26
 SEX : MALE

BODY WEIGHT CHANGES (SUMMARY)
 ALL ANIMALS

Group Name	Administration week-day						
	21-1	22-1	23-1	24-1	25-1	26-1	26-7
Control	31.1 ± 2.4	31.2 ± 2.4	31.3 ± 2.6	31.5 ± 2.6	31.7 ± 2.6	32.0 ± 2.7	32.3 ± 2.8
Posi.Control	27.1 ± 1.8**	26.9 ± 2.0**	26.7 ± 1.7**	27.1 ± 1.6**	26.9 ± 1.7**	27.2 ± 1.7**	27.3 ± 1.8**

Significant difference ; * : P 0.05 ** : P 0.01

Test of t

TABLE B 8

BODY WEIGHT CHANGES : FEMALE

(Control and Positive control group)

STUDY NO. : 0907
 ANIMAL : B6.129S2-Trp53tm1Tyj/J
 UNIT : g
 REPORT TYPE : A1 26
 SEX : FEMALE

BODY WEIGHT CHANGES (SUMMARY)
 ALL ANIMALS

Group Name	Administration week-day							
	0-0	1-1	2-1	3-1	4-1	5-1	6-1	
Control	20.8 ± 1.6	21.0 ± 1.7	21.5 ± 1.8	21.9 ± 1.5	22.2 ± 1.5	22.6 ± 1.4	23.4 ± 1.4	
Posi.Control	20.8 ± 1.5	20.7 ± 1.6	21.4 ± 1.3	21.7 ± 1.4	21.6 ± 1.4	21.8 ± 1.5	22.1 ± 1.4**	

Significant difference ; * : P 0.05 ** : P 0.01

Test of t

STUDY NO. : 0907
 ANIMAL : B6.129S2-Trp53tm1Tyj/J
 UNIT : g
 REPORT TYPE : A1 26
 SEX : FEMALE

BODY WEIGHT CHANGES (SUMMARY)
 ALL ANIMALS

Group Name	Administration week-day						
	7-1	8-1	9-1	10-1	11-1	12-1	13-1
Control	23.6 ± 1.6	24.0 ± 1.6	24.1 ± 1.4	24.2 ± 1.7	24.2 ± 1.6	24.6 ± 1.6	24.7 ± 1.7
Posi.Control	21.9 ± 1.6**	22.2 ± 1.6**	22.2 ± 1.5**	22.4 ± 1.6**	22.5 ± 1.8**	22.7 ± 1.8**	23.1 ± 1.7**

Significant difference ; * : P 0.05 ** : P 0.01

Test of t

STUDY NO. : 0907
 ANIMAL : B6.129S2-Trp53tm1Tyj/J
 UNIT : g
 REPORT TYPE : A1 26
 SEX : FEMALE

BODY WEIGHT CHANGES (SUMMARY)
 ALL ANIMALS

Group Name	Administration week-day						
	14-1	15-1	16-1	17-1	18-1	19-1	20-1
Control	24.5 ± 1.7	24.7 ± 1.6	25.1 ± 1.9	25.2 ± 1.7	25.6 ± 1.9	25.2 ± 1.8	25.7 ± 1.9
Posi.Control	23.2 ± 1.9*	22.9 ± 1.8**	23.2 ± 1.8**	23.1 ± 1.3**	23.5 ± 1.7**	23.3 ± 1.7**	23.3 ± 1.5**

Significant difference ; * : P 0.05 ** : P 0.01

Test of t

STUDY NO. : 0907
 ANIMAL : B6.129S2-Trp53tm1Tyj/J
 UNIT : g
 REPORT TYPE : A1 26
 SEX : FEMALE

BODY WEIGHT CHANGES (SUMMARY)
 ALL ANIMALS

Group Name	Administration		week-day		23-1	24-1	25-1	26-1	26-7
	21-1	22-1	22-1	23-1					
Control	25.7 ± 1.6	26.1 ± 1.7	25.8 ± 2.0	25.9 ± 1.9	26.1 ± 2.3	26.3 ± 1.9	26.2 ± 1.9		
Posi.Control	23.2 ± 1.7**	23.2 ± 1.6**	23.2 ± 1.6**	23.5 ± 1.8**	23.5 ± 1.9**	23.6 ± 1.9**	23.1 ± 2.1**		

Significant difference ; * : P 0.05 ** : P 0.01

Test of t

TABLE B 9

FOOD CONSUMPTION CHANGES AND SURVIVAL ANIMAL

NUMBERS : MALE

(Control and Positive control group)

STUDY NO. : 0906

MEAN FOOD CONSUMPTION AND SURVIVAL

ANIMAL : B6.129S2-Trp53tm1Tyj/J

UNIT : g

SEX : MALE

Week-Day on Study	Control		Posi. Control		
	Av. FC. <25>	No. of Surviv. <25>	Av. FC. <15>	% of cont. <15>	No. of Surviv. <15>
2-1	3.7 (25)	25/25	3.1 (15)	84	15/15
3-1	3.4 (25)	25/25	2.9 (15)	85	15/15
4-1	3.2 (25)	25/25	2.9 (15)	91	15/15
5-1	3.3 (25)	25/25	2.8 (15)	85	15/15
6-1	3.4 (25)	25/25	2.9 (15)	85	15/15
7-1	3.3 (25)	25/25	2.8 (15)	85	15/15
8-1	3.3 (25)	25/25	2.8 (15)	85	15/15
9-1	3.3 (25)	25/25	2.8 (15)	85	15/15
10-1	3.3 (25)	25/25	2.8 (15)	85	15/15
11-1	3.4 (25)	25/25	2.8 (15)	82	15/15
12-1	3.3 (25)	25/25	2.9 (15)	88	15/15
13-1	3.3 (25)	25/25	2.8 (15)	85	15/15
14-1	3.3 (25)	25/25	2.9 (15)	88	15/15
15-1	3.3 (25)	25/25	2.8 (15)	85	15/15
16-1	3.3 (25)	25/25	2.9 (15)	88	15/15
17-1	3.4 (25)	25/25	2.9 (15)	85	15/15
18-1	3.3 (25)	25/25	2.9 (15)	88	15/15
19-1	3.4 (25)	25/25	3.1 (15)	91	15/15
20-1	3.3 (25)	25/25	2.8 (15)	85	15/15
21-1	3.4 (25)	25/25	2.9 (15)	85	15/15
22-1	3.4 (25)	25/25	2.9 (15)	85	15/15
23-1	3.4 (25)	25/25	3.0 (15)	88	15/15
24-1	3.4 (25)	25/25	3.0 (15)	88	15/15
25-1	3.5 (25)	25/25	3.1 (15)	89	15/15
26-1	3.4 (25)	25/25	3.0 (15)	88	15/15
26-7	3.4 (25)	25/25	3.0 (15)	88	15/15

< >: No. of effective animals, (): No. of measured animals Av. FC. : g

TABLE B 10

FOOD CONSUMPTION CHANGES AND SURVIVAL ANIMAL

NUMBERS : FEMALE

(Control and Positive control group)

STUDY NO. : 0907

MEAN FOOD CONSUMPTION AND SURVIVAL

ANIMAL : B6.129S2-Trp53tm1Tyj/J

UNIT : g

SEX : FEMALE

Week-Day on Study	Control		Posi. Control		
	Av. FC. <25>	No. of Surviv. 25/25	Av. FC. <15>	% of cont. <15>	No. of Surviv. 15/15
2-1	3.4 (25)	25/25	3.0 (14)	88	15/15
3-1	2.7 (25)	25/25	2.5 (15)	93	15/15
4-1	2.8 (25)	25/25	2.5 (15)	89	15/15
5-1	2.9 (25)	25/25	2.6 (15)	90	15/15
6-1	3.0 (25)	25/25	2.6 (15)	87	15/15
7-1	2.9 (25)	25/25	2.5 (15)	86	15/15
8-1	3.1 (25)	25/25	2.5 (15)	81	15/15
9-1	3.1 (25)	25/25	2.6 (15)	84	15/15
10-1	3.0 (25)	25/25	2.6 (15)	87	15/15
11-1	2.9 (25)	25/25	2.5 (15)	86	15/15
12-1	3.0 (25)	25/25	2.6 (15)	87	15/15
13-1	3.0 (25)	25/25	2.7 (15)	90	15/15
14-1	2.9 (25)	25/25	2.7 (15)	93	15/15
15-1	3.0 (25)	25/25	2.6 (15)	87	15/15
16-1	3.0 (25)	25/25	2.7 (15)	90	15/15
17-1	3.1 (25)	25/25	2.7 (15)	87	15/15
18-1	3.2 (25)	25/25	2.7 (15)	84	15/15
19-1	3.0 (25)	25/25	2.6 (15)	87	15/15
20-1	3.1 (25)	25/25	2.6 (15)	84	15/15
21-1	3.2 (25)	25/25	2.6 (15)	81	15/15
22-1	3.3 (25)	25/25	2.6 (15)	79	15/15
23-1	3.1 (25)	25/25	2.6 (15)	84	15/15
24-1	3.2 (25)	25/25	2.6 (15)	81	15/15
25-1	3.2 (25)	25/25	2.6 (15)	81	15/15
26-1	3.2 (25)	25/25	2.6 (15)	81	15/15
26-7	3.1 (25)	25/25	2.5 (15)	81	15/15

< >: No. of effective animals, (): No. of measured animals Av. FC. : g

TABLE B 11

FOOD CONSUMPTION CHANGES : MALE

(Control and Positive control group)

STUDY NO. : 0906
 ANIMAL : B6.129S2-Trp53tm1Tyj/J
 UNIT : g
 REPORT TYPE : A1 26
 SEX : MALE

FOOD CONSUMPTION CHANGES (SUMMARY)
 ALL ANIMALS

Group Name	Administration week-day(effective)						
	2-1(7)	3-1(7)	4-1(7)	5-1(7)	6-1(7)	7-1(7)	8-1(7)
Control	3.7 ± 0.3	3.4 ± 0.3	3.2 ± 0.2	3.3 ± 0.3	3.4 ± 0.2	3.3 ± 0.3	3.3 ± 0.3
Posi.Control	3.1 ± 0.3**	2.9 ± 0.3**	2.9 ± 0.2**	2.8 ± 0.3**	2.9 ± 0.3**	2.8 ± 0.3**	2.8 ± 0.2**

Significant difference ; * : P 0.05 ** : P 0.01

Test of t

STUDY NO. : 0906
 ANIMAL : B6.129S2-Trp53tm1Tyj/J
 UNIT : g
 REPORT TYPE : A1 26
 SEX : MALE

FOOD CONSUMPTION CHANGES (SUMMARY)
 ALL ANIMALS

Group Name	Administration week-day(effective)						
	9-1(7)	10-1(7)	11-1(7)	12-1(7)	13-1(7)	14-1(7)	15-1(7)
Control	3.3± 0.2	3.3± 0.2	3.4± 0.3	3.3± 0.3	3.3± 0.3	3.3± 0.2	3.3± 0.3
Posi.Control	2.8± 0.3**	2.8± 0.2**	2.8± 0.3**	2.9± 0.2**	2.8± 0.2**	2.9± 0.3**	2.8± 0.3**

Significant difference ; * : P 0.05 ** : P 0.01

Test of t

STUDY NO. : 0906
 ANIMAL : B6.129S2-Trp53tm1Tyj/J
 UNIT : g
 REPORT TYPE : A1 26
 SEX : MALE

FOOD CONSUMPTION CHANGES (SUMMARY)
 ALL ANIMALS

Group Name	Administration week-day(effective)						
	16-1(7)	17-1(7)	18-1(7)	19-1(7)	20-1(7)	21-1(7)	22-1(7)
Control	3.3± 0.3	3.4± 0.3	3.3± 0.3	3.4± 0.3	3.3± 0.3	3.4± 0.3	3.4± 0.3
Posi.Control	2.9± 0.3**	2.9± 0.3**	2.9± 0.3**	3.1± 0.3**	2.8± 0.3**	2.9± 0.4**	2.9± 0.4**

Significant difference ; * : P 0.05 ** : P 0.01

Test of t

STUDY NO. : 0906
 ANIMAL : B6.129S2-Trp53tm1Tyj/J
 UNIT : g
 REPORT TYPE : A1 26
 SEX : MALE

FOOD CONSUMPTION CHANGES (SUMMARY)
 ALL ANIMALS

Group Name	Administration week-day(effective)				
	23-1(7)	24-1(7)	25-1(7)	26-1(7)	26-7(6)
Control	3.4 ± 0.3	3.4 ± 0.3	3.5 ± 0.3	3.4 ± 0.3	3.4 ± 0.3
Posi.Control	3.0 ± 0.4**	3.0 ± 0.4**	3.1 ± 0.5**	3.0 ± 0.5*	3.0 ± 0.4**

Significant difference ; * : P 0.05 ** : P 0.01

Test of t

TABLE B 12

FOOD CONSUMPTION CHANGES : FEMALE

(Control and Positive control group)

STUDY NO. : 0907
 ANIMAL : B6.129S2-Trp53tm1Tyj/J
 UNIT : g
 REPORT TYPE : A1 26
 SEX : FEMALE

FOOD CONSUMPTION CHANGES (SUMMARY)
 ALL ANIMALS

Group Name	Administration week-day(effective)						
	2-1(7)	3-1(7)	4-1(7)	5-1(7)	6-1(7)	7-1(7)	8-1(7)
Control	3.4 ± 0.3	2.7 ± 0.3	2.8 ± 0.3	2.9 ± 0.2	3.0 ± 0.2	2.9 ± 0.3	3.1 ± 0.3
Posi.Control	3.0 ± 0.4**	2.5 ± 0.2**	2.5 ± 0.3**	2.6 ± 0.2**	2.6 ± 0.2**	2.5 ± 0.2**	2.5 ± 0.2**

Significant difference ; * : P 0.05 ** : P 0.01

Test of t

STUDY NO. : 0907
 ANIMAL : B6.129S2-Trp53tm1Tyj/J
 UNIT : g
 REPORT TYPE : A1 26
 SEX : FEMALE

FOOD CONSUMPTION CHANGES (SUMMARY)
 ALL ANIMALS

Group Name	Administration week-day(effective)						
	9-1(7)	10-1(7)	11-1(7)	12-1(7)	13-1(7)	14-1(7)	15-1(7)
Control	3.1 ± 0.3	3.0 ± 0.2	2.9 ± 0.2	3.0 ± 0.2	3.0 ± 0.3	2.9 ± 0.3	3.0 ± 0.2
Posi.Control	2.6 ± 0.2**	2.6 ± 0.2**	2.5 ± 0.2**	2.6 ± 0.2**	2.7 ± 0.2**	2.7 ± 0.2**	2.6 ± 0.4**

Significant difference ; * : P 0.05 ** : P 0.01

Test of t

STUDY NO. : 0907
 ANIMAL : B6.129S2-Trp53tm1Tyj/J
 UNIT : g
 REPORT TYPE : A1 26
 SEX : FEMALE

FOOD CONSUMPTION CHANGES (SUMMARY)
 ALL ANIMALS

Group Name	Administration week-day(effective)						
	16-1(7)	17-1(7)	18-1(7)	19-1(7)	20-1(7)	21-1(7)	22-1(7)
Control	3.0 ± 0.3	3.1 ± 0.3	3.2 ± 0.3	3.0 ± 0.3	3.1 ± 0.3	3.2 ± 0.3	3.3 ± 0.5
Posi.Control	2.7 ± 0.2**	2.7 ± 0.3**	2.7 ± 0.2**	2.6 ± 0.2**	2.6 ± 0.2**	2.6 ± 0.2**	2.6 ± 0.2**

Significant difference ; * : P 0.05 ** : P 0.01

Test of t

TABLE B 13

URINALYSIS : MALE

(Control and Positive control group)

STUDY NO. : 0906

URINALYSIS

ANIMAL : B6.129S2-Trp53tm1Tyj/J

MEASURE. TIME : 1

SEX : MALE

REPORT TYPE : A1

PAGE : 1

Group Name	NO. of Animals	pH							CHI	Protein					CHI	Glucose					CHI	Ketone body					CHI	Occult blood				CHI			
		5.0	6.0	6.5	7.0	7.5	8.0	8.5		-	±	+	2+	3+		4+	-	±	+	2+		3+	4+	-	±	+		2+	3+	4+	-		±	+	2+
Control	25	0	2	2	3	2	8	8		0	2	19	4	0	0		25	0	0	0	0	0		0	13	10	2	0	0		25	0	0	0	0
Posi.Control	15	0	12	3	0	0	0	0	**	10	5	0	0	0	0	**	15	0	0	0	0	0		15	0	0	0	0	0	**	15	0	0	0	0

Significant difference ; * : P 0.05 ** : P 0.01

Test of CHI SQUARE

(HCL101)

BAIS6

STUDY NO. : 0906

URINALYSIS

ANIMAL : B6.129S2-Trp53tm1Tyj/J

MEASURE. TIME : 1

SEX : MALE

REPORT TYPE : A1

PAGE : 2

Group Name	NO. of Animals	Urobilinogen				CHI
		±	+	2+	3+ 4+	
Control	25	25	0	0	0	0
Posi.Control	15	15	0	0	0	0

Significant difference ; * : P 0.05 ** : P 0.01

Test of CHI SQUARE

(HCL101)

BAIS 6

TABLE B 14

URINALYSIS : FEMALE

(Control and Positive control group)

STUDY NO. : 0907

URINALYSIS

ANIMAL : B6.129S2-Trp53tm1Tyj/J

MEASURE. TIME : 1

SEX : FEMALE

REPORT TYPE : A1

Group Name	NO. of Animals	pH							CHI	Protein					CHI	Glucose					CHI	Ketone body					CHI	Occult blood				CHI			
		5.0	6.0	6.5	7.0	7.5	8.0	8.5		-	±	+	2+	3+		4+	-	±	+	2+		3+	4+	-	±	+		2+	3+	4+	-		±	+	2+
Control	23	0	7	4	4	4	4	0		0	7	13	3	0	0		23	0	0	0	0	0		1	15	7	0	0	0		22	0	0	0	1
Posi.Control	15	0	10	2	1	1	1	0		10	5	0	0	0	0	**	15	0	0	0	0	0		13	2	0	0	0	0	**	15	0	0	0	0

Significant difference ; * : P 0.05 ** : P 0.01

Test of CHI SQUARE

(HCL101)

STUDY NO. : 0907

URINALYSIS

ANIMAL : B6.129S2-Trp53tm1Tyj/J

MEASURE. TIME : 1

SEX : FEMALE

REPORT TYPE : A1

PAGE : 2

Group Name	NO. of Animals	Urobilinogen				CHI
		±	+	2+	3+ 4+	
Control	23	23	0	0	0	0
Posi.Control	15	15	0	0	0	0

Significant difference ; * : P 0.05 ** : P 0.01

Test of CHI SQUARE

(HCL101)

BAIS 6

TABLE B 15

HEMATOLOGY : MALE

(Control and Positive control group)

STUDY NO. : 0906
 ANIMAL : B6.129S2-Trp53tm1Tyj/J
 MEASURE. TIME : 1
 SEX : MALE REPORT TYPE : A1

HEMATOLOGY (SUMMARY)
 ALL ANIMALS (27W)

Group Name	NO. of Animals	RED BLOOD CELL 10 ⁶ / μl		HEMOGLOBIN g / dl		HEMATOCRIT %		MCV fl		MCH pg		MCHC g / dl		PLATELET 10 ⁹ / μl	
Control	25	10.45 ±	0.66	14.7 ±	1.0	45.3 ±	3.0	43.3 ±	0.8	14.1 ±	0.3	32.5 ±	0.5	1549 ±	186
Posi.Control	15	8.97 ±	0.62**	11.8 ±	1.0**	37.6 ±	3.1**	41.9 ±	2.2*	13.2 ±	0.9**	31.5 ±	0.7**	1724 ±	233*

Significant difference ; * : P 0.05 ** : P 0.01

Test of t

(HCL070)

BAIS 6

STUDY NO. : 0906
ANIMAL : B6.129S2-Trp53tm1Tyj/J
MEASURE. TIME : 1
SEX : MALE

HEMATOLOGY (SUMMARY)
ALL ANIMALS (27W)

REPORT TYPE : A1

PAGE : 2

Group Name	NO. of Animals	RETICULOCYTE %	
Control	25	4.1 ±	0.5
Posi. Control	15	13.8 ±	2.3**

Significant difference ; * : P 0.05 ** : P 0.01

Test of t

(HCL070)

BAIS 6

STUDY NO. : 0906
 ANIMAL : B6.129S2-Trp53tm1Tyj/J
 MEASURE. TIME : 1
 SEX : MALE REPORT TYPE : A1

HEMATOLOGY (SUMMARY)
 ALL ANIMALS (27W)

Group Name	NO. of Animals	WBC		Differential		WBC (%)		MONO		EOSINO		BASO	
		$10^3 / \mu l$		NEUTRO		LYMPHO							
Control	25	1.68 ±	1.02	13.3 ±	4.9	83.7 ±	4.9	2.4 ±	1.1	0.6 ±	0.6	0.0 ±	0.0
Posi. Control	15	2.68 ±	1.43*	19.5 ±	9.6*	77.6 ±	9.3*	2.3 ±	1.1	0.6 ±	0.4	0.0 ±	0.0
Significant difference ;		* : P	0.05	** : P	0.01	Test of t							

(HCL070)

TABLE B 16

HEMATOLOGY : FEMALE

(Control and Positive control group)

STUDY NO. : 0907
 ANIMAL : B6.129S2-Trp53tm1Tyj/J
 MEASURE. TIME : 1
 SEX : FEMALE REPORT TYPE : A1

HEMATOLOGY (SUMMARY)
 ALL ANIMALS (27W)

Group Name	NO. of Animals	RED BLOOD CELL 10 ⁶ / μl		HEMOGLOBIN g / dl		HEMATOCRIT %		MCV fl		MCH pg		MCHC g / dl		PLATELET 10 ⁹ / μl	
Control	25	10.08 ±	0.69	14.7 ±	0.9	44.3 ±	2.3	44.0 ±	1.2	14.6 ±	0.5	33.1 ±	0.7	1210 ±	237
Posi.Control	14	9.08 ±	0.78**	12.5 ±	1.2**	39.1 ±	3.7**	43.1 ±	1.5*	13.7 ±	0.7**	31.9 ±	0.8**	1388 ±	115**

Significant difference ; * : P 0.05 ** : P 0.01

Test of t

(HCL070)

BAIS 6

STUDY NO. : 0907
ANIMAL : B6.129S2-Trp53tm1Tyj/J
MEASURE. TIME : 1
SEX : FEMALE

HEMATOLOGY (SUMMARY)
ALL ANIMALS (27W)

REPORT TYPE : A1

PAGE : 2

Group Name	NO. of Animals	RETICULOCYTE %
Control	25	4.4 ± 1.9
Posi.Control	14	11.6 ± 2.6**

Significant difference ; * : P 0.05 ** : P 0.01

Test of t

(HCL070)

BAIS 6

STUDY NO. : 0907
 ANIMAL : B6.129S2-Trp53tm1Tyj/J
 MEASURE. TIME : 1
 SEX : FEMALE REPORT TYPE : A1

HEMATOLOGY (SUMMARY)
 ALL ANIMALS (27W)

Group Name	NO. of Animals	WBC		Differential		WBC (%)		MONO		EOSINO		BASO	
		$10^3 / \mu l$		NEUTRO		LYMPHO							
Control	25	2.43±	1.81	14.5±	6.4	81.9±	7.3	2.8±	3.3	0.9±	1.6	0.0±	0.1
Posi.Control	14	1.93±	0.80	16.4±	6.2	80.4±	5.6	2.5±	1.0	0.7±	0.7	0.0±	0.2
Significant difference ;		* : P	0.05	** : P	0.01	Test of t							

(HCL070)

TABLE B 17

BIOCHEMISTRY : MALE

(Control and Positive control group)

STUDY NO. : 0906
 ANIMAL : B6.129S2-Trp53tm1Tyj/J
 MEASURE. TIME : 1
 SEX : MALE

BIOCHEMISTRY (SUMMARY)
 ALL ANIMALS (27W)

REPORT TYPE : A1

Group Name	NO. of Animals	TOTAL PROTEIN g / dl		ALBUMIN g / dl		A/G RATIO		T-BILIRUBIN mg / dl		GLUCOSE mg / dl		T-CHOLESTEROL mg / dl		TRIGLYCERIDE mg / dl	
Control	23	5.2±	0.3	2.9±	0.2	1.3±	0.1	0.07±	0.03	236±	40	83±	20	31±	12
Posi.Control	15	5.4±	0.3*	3.1±	0.1**	1.3±	0.1	0.10±	0.03**	231±	36	108±	18**	37±	14

Significant difference ; * : P 0.05 ** : P 0.01

Test of t

STUDY NO. : 0906
 ANIMAL : B6.129S2-Trp53tm1Tyj/J
 MEASURE. TIME : 1
 SEX : MALE REPORT TYPE : A1

BIOCHEMISTRY (SUMMARY)
 ALL ANIMALS (27W)

Group Name	NO. of Animals	PHOSPHOLIPID mg / dl		AST U / L		ALT U / L		LDH U / L		ALP U / L		G-GTP U / L		CK U / L	
Control	23	166 ±	39	52 ±	19	15 ±	2	194 ±	32	252 ±	39	0.1 ±	0.1	70 ±	28
Posi. Control	15	211 ±	43**	124 ±	77**	81 ±	32**	333 ±	108**	337 ±	33**	0.2 ±	0.2	78 ±	30

Significant difference ; * : P 0.05 ** : P 0.01

Test of t

(HCL074)

BAIS 6

STUDY NO. : 0906
 ANIMAL : B6.129S2-Trp53tm1Tyj/J
 MEASURE. TIME : 1
 SEX : MALE REPORT TYPE : A1

BIOCHEMISTRY (SUMMARY)
 ALL ANIMALS (27W)

Group Name	NO. of Animals	UREA NITROGEN mg / dl		SODIUM mEq / l		POTASSIUM mEq / l		CHLORIDE mEq / l		CALCIUM mg / dl		INORGANIC PHOSPHORUS mg / dl	
Control	23	28.7 ±	4.0	152 ±	2	4.1 ±	0.2	117 ±	3	9.1 ±	0.3	6.1 ±	1.1
Posi. Control	15	49.4 ±	14.0**	151 ±	3	4.2 ±	0.3	114 ±	3**	9.7 ±	0.4**	5.6 ±	1.5

Significant difference ; * : P 0.05 ** : P 0.01

Test of t

(HCL074)

BAIS 6

TABLE B 18

BIOCHEMISTRY : FEMALE

(Control and Positive control group)

STUDY NO. : 0907
 ANIMAL : B6.129S2-Trp53tm1Tyj/J
 MEASURE. TIME : 1
 SEX : FEMALE REPORT TYPE : A1

BIOCHEMISTRY (SUMMARY)
 ALL ANIMALS (27W)

Group Name	NO. of Animals	TOTAL PROTEIN g / dl		ALBUMIN g / dl		A/G RATIO		T-BILIRUBIN mg / dl		GLUCOSE mg / dl		T-CHOLESTEROL mg / dl		TRIGLYCERIDE mg / dl	
Control	25	5.1±	0.8	2.9±	0.2	1.4±	0.2	0.08±	0.03	167±	29	58±	13	21±	11
Posi.Control	15	5.3±	0.3	3.2±	0.2**	1.6±	0.2*	0.08±	0.03	180±	24	99±	17**	24±	9

Significant difference ; * : P 0.05 ** : P 0.01

Test of t

STUDY NO. : 0907
 ANIMAL : B6.129S2-Trp53tm1Tyj/J
 MEASURE. TIME : 1
 SEX : FEMALE REPORT TYPE : A1

BIOCHEMISTRY (SUMMARY)
 ALL ANIMALS (27W)

Group Name	NO. of Animals	PHOSPHOLIPID mg / dl		AST U / L		ALT U / L		LDH U / L		ALP U / L		G-GTP U / L		CK U / L	
Control	25	123 ±	28	69 ±	35	17 ±	9	211 ±	54	394 ±	88	0.6 ±	0.7	81 ±	36
Posi.Control	15	196 ±	37**	93 ±	72	53 ±	40**	305 ±	121*	406 ±	56	0.9 ±	0.7	107 ±	49

Significant difference ; * : P 0.05 ** : P 0.01

Test of t

(HCL074)

BAIS 6

STUDY NO. : 0907
 ANIMAL : B6.129S2-Trp53tm1Tyj/J
 MEASURE. TIME : 1
 SEX : FEMALE REPORT TYPE : A1

BIOCHEMISTRY (SUMMARY)
 ALL ANIMALS (27W)

Group Name	NO. of Animals	UREA NITROGEN mg / dl		SODIUM mEq / l		POTASSIUM mEq / l		CHLORIDE mEq / l		CALCIUM mg / dl		INORGANIC PHOSPHORUS mg / dl	
Control	25	24.4 ±	4.5	152 ±	2	4.0 ±	0.4	116 ±	5	8.7 ±	0.3	6.3 ±	1.2
Posi. Control	15	45.6 ±	15.6**	151 ±	3	4.1 ±	0.4	108 ±	6**	9.0 ±	0.6	5.7 ±	1.6

Significant difference ; * : P 0.05 ** : P 0.01

Test of t

(HCL074)

BAIS 6

TABLE B 19

GROSS FINDINGS : MALE

(Control and Positive control group)

STUDY NO. : 0906
ANIMAL : B6.129S2-Trp53tm1Tyj/J
REPORT TYPE : A1
SEX : MALE

GROSS FINDINGS (SUMMARY)
ALL ANIMALS (0- 27W)

Organ_____	Findings_____	Group Name NO. of Animals	Control 25 (%)	Posi.Control 15 (%)
skin/app	ulcer		1 (4)	0 (0)
spleen	black zone		2 (8)	0 (0)
kidney	small		0 (0)	2 (13)
	pale		0 (0)	1 (7)
	white zone		2 (8)	0 (0)
	nodule		2 (8)	0 (0)
	deformed		0 (0)	4 (27)

TABLE B 20

GROSS FINDINGS : FEMALE

(Control and Positive control group)

STUDY NO. : 0907
 ANIMAL : B6.129S2-Trp53tm1Tyj/J
 REPORT TYPE : A1
 SEX : FEMALE

GROSS FINDINGS (SUMMARY)
 ALL ANIMALS (0- 27W)

Organ	Findings	Group Name NO. of Animals	Control 25 (%)	Posi.Control 15 (%)
skin/app	erosion		2 (8)	0 (0)
	scab		1 (4)	0 (0)
lung	small		0 (0)	1 (7)
	white zone		1 (4)	0 (0)
	brown zone		0 (0)	1 (7)
lymph node	enlarged		1 (4)	0 (0)
spleen	enlarged		1 (4)	0 (0)
kidney	small		0 (0)	1 (7)
	pale		0 (0)	1 (7)
	white zone		0 (0)	1 (7)
	cyst		1 (4)	0 (0)
	deformed		0 (0)	2 (13)
	hydronephrosis		1 (4)	0 (0)
uterus	dilated		1 (4)	0 (0)
brain	hydrocephalus		1 (4)	0 (0)
muscle	red zone		0 (0)	1 (7)

TABLE B 21

ORGAN WEIGHT, ABSOLUTE : MALE

(Control and Positive control group)

STUDY NO. : 0906
ANIMAL : B6.129S2-Trp53tm1Tyj/J
REPORT TYPE : A1
SEX : MALE
UNIT: g

ORGAN WEIGHT:ABSOLUTE (SUMMARY)
SURVIVAL ANIMALS (27W)

PAGE : 1

Group Name	NO. of Animals	Body Weight	THYMUS	ADRENALS	TESTES	HEART	LUNGS
Control	25	28.9 ± 2.6	0.037 ± 0.006	0.015 ± 0.003	0.216 ± 0.014	0.141 ± 0.017	0.147 ± 0.014
Posi.Control	15	24.3 ± 1.7**	0.032 ± 0.005**	0.017 ± 0.002	0.213 ± 0.031	0.134 ± 0.012	0.144 ± 0.016

Significant difference ; * : P 0.05 ** : P 0.01 Test of t

(HCL040)

BAIS 6

STUDY NO. : 0906
 ANIMAL : B6.129S2-Trp53tm1Tyj/J
 REPORT TYPE : A1
 SEX : MALE
 UNIT: g

ORGAN WEIGHT:ABSOLUTE (SUMMARY)
 SURVIVAL ANIMALS (27W)

Group Name	NO. of Animals	KIDNEYS		SPLEEN		LIVER		BRAIN	
Control	25	0.401 ±	0.048	0.064 ±	0.013	1.100 ±	0.145	0.459 ±	0.015
Posi.Control	15	0.348 ±	0.039**	0.102 ±	0.020**	1.117 ±	0.095	0.462 ±	0.007

Significant difference ; * : P 0.05 ** : P 0.01 Test of t

TABLE B 22

ORGAN WEIGHT, ABSOLUTE : FEMALE

(Control and Positive control group)

STUDY NO. : 0907
 ANIMAL : B6.129S2-Trp53tm1Tyj/J
 REPORT TYPE : A1
 SEX : FEMALE
 UNIT: g

ORGAN WEIGHT: ABSOLUTE (SUMMARY)
 SURVIVAL ANIMALS (27W)

Group Name	NO. of Animals	Body Weight	THYMUS	ADRENALS	OVARIES	HEART	LUNGS
Control	25	23.6 ± 1.6	0.045 ± 0.013	0.017 ± 0.003	0.019 ± 0.003	0.127 ± 0.015	0.154 ± 0.055
Posi.Control	15	20.6 ± 1.8**	0.031 ± 0.007**	0.015 ± 0.002*	0.018 ± 0.004	0.114 ± 0.013**	0.137 ± 0.017

Significant difference ; * : P 0.05 ** : P 0.01 Test of t

STUDY NO. : 0907
 ANIMAL : B6.129S2-Trp53tm1Tyj/J
 REPORT TYPE : A1
 SEX : FEMALE
 UNIT: g

ORGAN WEIGHT:ABSOLUTE (SUMMARY)
 SURVIVAL ANIMALS (27W)

Group Name	NO. of Animals	KIDNEYS		SPLEEN		LIVER		BRAIN	
Control	25	0.359 ±	0.057	0.092 ±	0.059	0.848 ±	0.074	0.481 ±	0.034
Posi.Control	15	0.295 ±	0.026**	0.107 ±	0.015	0.986 ±	0.105**	0.456 ±	0.011**
Significant difference ;		* : P	0.05	** : P	0.01	Test of t			

TABLE B 23

ORGAN WEIGHT, RELATIVE : MALE

(Control and Positive control group)

STUDY NO. : 0906
 ANIMAL : B6.129S2-Trp53tm1Tyj/J
 REPORT TYPE : A1
 SEX : MALE
 UNIT: %

ORGAN WEIGHT:RELATIVE (SUMMARY)
 SURVIVAL ANIMALS (27W)

Group Name	NO. of Animals	Body Weight (g)	THYMUS	ADRENALS	TESTES	HEART	LUNGS
Control	25	28.9 ± 2.6	0.128 ± 0.018	0.053 ± 0.009	0.752 ± 0.067	0.488 ± 0.045	0.512 ± 0.046
Posi.Control	15	24.3 ± 1.7**	0.130 ± 0.013	0.070 ± 0.009**	0.877 ± 0.115**	0.554 ± 0.064**	0.590 ± 0.037**

Significant difference ; * : P 0.05 ** : P 0.01 Test of t

TABLE B 24

ORGAN WEIGHT, RELATIVE : FEMALE

(Control and Positive control group)

STUDY NO. : 0907
 ANIMAL : B6.129S2-Trp53tm1Tyj/J
 REPORT TYPE : A1
 SEX : FEMALE
 UNIT: %

ORGAN WEIGHT:RELATIVE (SUMMARY)
 SURVIVAL ANIMALS (27W)

Group Name	NO. of Animals	Body Weight (g)	THYMUS	ADRENALS	OVARIES	HEART	LUNGS
Control	25	23.6 ± 1.6	0.192 ± 0.060	0.071 ± 0.011	0.083 ± 0.015	0.539 ± 0.054	0.659 ± 0.262
Posi.Control	15	20.6 ± 1.8**	0.149 ± 0.030**	0.073 ± 0.010	0.086 ± 0.014	0.554 ± 0.058	0.664 ± 0.063

Significant difference ; * : P 0.05 ** : P 0.01 Test of t

STUDY NO. : 0907
ANIMAL : B6.129S2-Trp53tm1Tyj/J
REPORT TYPE : A1
SEX : FEMALE
UNIT: %

ORGAN WEIGHT:RELATIVE (SUMMARY)
SURVIVAL ANIMALS (27W)

PAGE : 2

Group Name	NO. of Animals	KIDNEYS	SPLEEN	LIVER	BRAIN
Control	25	1.521 ± 0.221	0.397 ± 0.283	3.615 ± 0.430	2.045 ± 0.129
Posi.Control	15	1.438 ± 0.125	0.522 ± 0.062*	4.787 ± 0.229**	2.227 ± 0.175**

Significant difference ; * : P 0.05 ** : P 0.01 Test of t

(HCL042)

BAIS 6

TABLE B 25

HISTOPATHOLOGICAL FINDINGS :

NEOPLASTIC LESIONS : MALE

(Control and Positive control group)

STUDY NO. : 0906
ANIMAL : B6.129S2-Trp53tm1Tyj/J
REPORT TYPE : A1
SEX : MALE

HISTOPATHOLOGICAL FINDINGS : NEOPLASTIC LESIONS (SUMMARY)
ALL ANIMALS (0- 27W)

PAGE : 1

Organ	Findings	Group Name No. of animals on Study	Control 25	Posi.Control 15
{Urinary system}				
urin bladd	transitional cell papilloma		<25> 0 (0%)	<15> 2 (13%)
	transitional cell carcinoma		0 (0%)	3 (20%)

< a > a : Number of animals examined at the site
b (c) b : Number of animals with neoplasm c : b / a * 100

(HPT085)

BAIS6

TABLE B 26

HISTOPATHOLOGICAL FINDINGS :

NEOPLASTIC LESIONS : FEMALE

(Control and Positive control group)

STUDY NO. : 0907
 ANIMAL : B6.129S2-Trp53tm1Tyj/J
 REPORT TYPE : A1
 SEX : FEMALE

HISTOPATHOLOGICAL FINDINGS : NEOPLASTIC LESIONS (SUMMARY)
 ALL ANIMALS (0- 27W)

Organ	Findings	Group Name No. of animals on Study	Control 25	Posi.Control 15
{Hematopoietic system}				
lymph node	malignant lymphoma		<25> 1 (4%)	<15> 0 (0%)
{Urinary system}				
urin bladd	squamous cell papilloma		<25> 0 (0%)	<15> 2 (13%)
	transitional cell papilloma		0 (0%)	1 (7%)

< a > a : Number of animals examined at the site
 b (c) b : Number of animals with neoplasm c : b / a * 100

(HPT085)

TABLE B 27

NEOPLASTIC LESIONS-INCIDENCE
AND STATISTICAL ANALYSIS : MALE
(Control and Positive control group)

NEOPLASTIC LESIONS – INCIDENCE AND STATISTICAL ANALYSIS

STUDY NO.: 0906
 ANIMAL : B6.129S2-Trp53tm1Tyj/J
 SEX : MALE

PAGE: 1

Group Name	Control	Posi. Control
	SITE : urinary bladder	
	TUMOR : transitional cell papilloma	
Tumor rate (a)	0/25 (0.0)	2/15 (13.3)
Statistical analysis		
Fisher Exact test (b)		P = 0.1346
	SITE : urinary bladder	
	TUMOR : transitional cell carcinoma	
Tumor rate (a)	0/25 (0.0)	3/15 (20.0)
Statistical analysis		
Fisher Exact test (b)		P = 0.0461*
	SITE : urinary bladder	
	TUMOR : transitional cell papilloma, transitional cell carcinoma	
Tumor rate (a)	0/25 (0.0)	5/15 (33.3)
Statistical analysis		
Fisher Exact test (b)		P = 0.0046**

(a): Number of tumor-bearing animals/number of animals examined at the site.

(b): Fisher exact test compare directly the overall incidence rates.

Significant difference: * : $P \leq 0.05$ ** : $P \leq 0.01$

TABLE B 28

NEOPLASTIC LESIONS-INCIDENCE
AND STATISTICAL ANALYSIS : FEMALE
(Control and Positive control group)

NEOPLASTIC LESIONS – INCIDENCE AND STATISTICAL ANALYSIS

STUDY NO.: 0907
 ANIMAL : B6.129S2-Trp53tm1Tyj/J
 SEX : FEMALE

PAGE: 1

Group Name	Control	Posi. Control
	SITE : urinary bladder	
	TUMOR : squamous cell papilloma	
Tumor rate (a)	0/25 (0.0)	2/15 (13.3)
Statistical analysis		
Fisher Exact test (b)		P = 0.1346
	SITE : urinary bladder	
	TUMOR : transitional cell papilloma	
Tumor rate (a)	0/25 (0.0)	1/15 (6.7)
Statistical analysis		
Fisher Exact test (b)		P = 0.3750
	SITE : urinary bladder	
	TUMOR : squamous cell papilloma, transitional cell papilloma	
Tumor rate (a)	0/25 (0.0)	3/15 (20.0)
Statistical analysis		
Fisher Exact test (b)		P = 0.0461*

(a): Number of tumor-bearing animals/number of animals examined at the site.

(b): Fisher exact test compare directly the overall incidence rates.

Significant difference: * : $P \leq 0.05$ ** : $P \leq 0.01$

TABLE B 29

NUMBER OF ANIMALS WITH TUMORS AND NUMBER OF
TUMORS - TIME RELATED: MALE
(Control and Positive control group)

STUDY NO. : 0906
ANIMAL : B6.129S2-Trp53tm1Tyj/J
REPORT TYPE : A1
SEX : MALE

NUMBER OF ANIMALS WITH TUMORS AND NUMBER OF TUMORS - TIME RELATED

Time-related Weeks	Items	Group Name	Control	Posi.Control
1 - 26	NO. OF EXAMINED ANIMALS		0	0
	NO. OF ANIMALS WITH TUMORS		0	0
	NO. OF ANIMALS WITH SINGLE TUMORS		0	0
	NO. OF ANIMALS WITH MULTIPLE TUMORS		0	0
	NO. OF BENIGN TUMORS		0	0
	NO. OF MALIGNANT TUMORS		0	0
	NO. OF TOTAL TUMORS		0	0
27 - 27	NO. OF EXAMINED ANIMALS		25	15
	NO. OF ANIMALS WITH TUMORS		0	5
	NO. OF ANIMALS WITH SINGLE TUMORS		0	5
	NO. OF ANIMALS WITH MULTIPLE TUMORS		0	0
	NO. OF BENIGN TUMORS		0	2
	NO. OF MALIGNANT TUMORS		0	3
	NO. OF TOTAL TUMORS		0	5
1 - 27	NO. OF EXAMINED ANIMALS		25	15
	NO. OF ANIMALS WITH TUMORS		0	5
	NO. OF ANIMALS WITH SINGLE TUMORS		0	5
	NO. OF ANIMALS WITH MULTIPLE TUMORS		0	0
	NO. OF BENIGN TUMORS		0	2
	NO. OF MALIGNANT TUMORS		0	3
	NO. OF TOTAL TUMORS		0	5

TABLE B 30

NUMBER OF ANIMALS WITH TUMORS AND NUMBER OF
TUMORS - TIME RELATED: FEMALE
(Control and Positive control group)

STUDY NO. : 0907
ANIMAL : B6.129S2-Trp53tm1Tyj/J
REPORT TYPE : A1
SEX : FEMALE

NUMBER OF ANIMALS WITH TUMORS AND NUMBER OF TUMORS - TIME RELATED

Time-related Weeks	Items	Group Name	Control	Posi.Control
1 - 26	NO. OF EXAMINED ANIMALS		0	0
	NO. OF ANIMALS WITH TUMORS		0	0
	NO. OF ANIMALS WITH SINGLE TUMORS		0	0
	NO. OF ANIMALS WITH MULTIPLE TUMORS		0	0
	NO. OF BENIGN TUMORS		0	0
	NO. OF MALIGNANT TUMORS		0	0
	NO. OF TOTAL TUMORS		0	0
27 - 27	NO. OF EXAMINED ANIMALS		25	15
	NO. OF ANIMALS WITH TUMORS		1	3
	NO. OF ANIMALS WITH SINGLE TUMORS		1	3
	NO. OF ANIMALS WITH MULTIPLE TUMORS		0	0
	NO. OF BENIGN TUMORS		0	3
	NO. OF MALIGNANT TUMORS		1	0
	NO. OF TOTAL TUMORS		1	3
1 - 27	NO. OF EXAMINED ANIMALS		25	15
	NO. OF ANIMALS WITH TUMORS		1	3
	NO. OF ANIMALS WITH SINGLE TUMORS		1	3
	NO. OF ANIMALS WITH MULTIPLE TUMORS		0	0
	NO. OF BENIGN TUMORS		0	3
	NO. OF MALIGNANT TUMORS		1	0
	NO. OF TOTAL TUMORS		1	3

TABLE B 31

HISTOPATHOLOGICAL FINDINGS:
NON-NEOPLASTIC LESIONS: MALE
(Control and Positive control group)

STUDY NO. : 0906
 ANIMAL : B6.129S2-Trp53tm1Tyj/J
 REPORT TYPE : A1
 SEX : MALE

HISTOPATHOLOGICAL FINDINGS :NON-NEOPLASTIC LESIONS (SUMMARY)
 ALL ANIMALS (0- 27W)

Organ	Findings	Group Name Control No. of Animals on Study 25				Posi .Control 15			
		Grade 1+ (%)	2+ (%)	3+ (%)	4+ (%)	1+ (%)	2+ (%)	3+ (%)	4+ (%)
{Integumentary system/appandage}									
skin/app	ulcer	<25>				<15>			
		0 (0)	1 (4)	0 (0)	0 (0)	0 (0)	0 (0)	0 (0)	0 (0)
{Respiratory system}									
nasal cavit	hyperplasia:gland	<25>				<15>			
		0 (0)	0 (0)	0 (0)	0 (0)	3 (20)	0 (0)	0 (0)	0 (0)
	eosinophilic change:olfactory epithelium	1 (4)	0 (0)	0 (0)	0 (0)	12 (80)	3 (20)	0 (0)	0 ** (0)
	eosinophilic change:respiratory epithelium	1 (4)	1 (4)	0 (0)	0 (0)	9 (60)	0 (0)	0 (0)	0 ** (0)
	inflammation:foreign body	1 (4)	0 (0)	0 (0)	0 (0)	0 (0)	0 (0)	0 (0)	0 (0)
	inflammation:olfactory epithelium	0 (0)	0 (0)	0 (0)	0 (0)	7 (47)	0 (0)	0 (0)	0 ** (0)
	respiratory metaplasia:olfactory epithelium	0 (0)	0 (0)	0 (0)	0 (0)	4 (27)	3 (20)	0 (0)	0 ** (0)

Grade 1+ : Slight 2+ : Moderate 3+ : Marked 4+ : Severe
 < a > a : Number of animals examined at the site
 b : Number of animals with lesion
 (c) c : b / a * 100
 Significant difference ; * : P 0.05 ** : P 0.01 Test of Chi Square

STUDY NO. : 0906
 ANIMAL : B6.129S2-Trp53tm1Tyj/J
 REPORT TYPE : A1
 SEX : MALE

HISTOPATHOLOGICAL FINDINGS :NON-NEOPLASTIC LESIONS (SUMMARY)
 ALL ANIMALS (0- 27W)

Organ	Findings	Group Name Control No. of Animals on Study 25				Posi .Control 15			
		Grade 1+ (%)	2+ (%)	3+ (%)	4+ (%)	1+ (%)	2+ (%)	3+ (%)	4+ (%)
{Respiratory system}									
nasal cavit	respiratory metaplasia:gland	<25> 1 0 0 0 (4) (0) (0) (0)				<15> 3 8 0 0 ** (20) (53) (0) (0)			
	regeneration:olfactory epithelium	0 0 0 0 (0) (0) (0) (0)				8 6 0 0 ** (53) (40) (0) (0)			
	atrophy:olfactory epithelium	0 0 0 0 (0) (0) (0) (0)				10 0 0 0 ** (67) (0) (0) (0)			
	hyperplasia:respiratory epithelium	0 0 0 0 (0) (0) (0) (0)				3 0 0 0 (20) (0) (0) (0)			
nasopharynx	eosinophilic change	<25> 1 0 0 0 (4) (0) (0) (0)				<15> 10 0 0 0 ** (67) (0) (0) (0)			
lung	hemorrhage	<25> 1 0 0 0 (4) (0) (0) (0)				<15> 0 0 0 0 (0) (0) (0) (0)			
{Hematopoietic system}									
spleen	deposit of hemosiderin	<25> 0 0 0 0 (0) (0) (0) (0)				<15> 15 0 0 0 ** (100) (0) (0) (0)			

Grade 1+ : Slight 2+ : Moderate 3+ : Marked 4+ : Severe
 < a > a : Number of animals examined at the site
 b : Number of animals with lesion
 (c) c : b / a * 100
 Significant difference ; * : P 0.05 ** : P 0.01 Test of Chi Square

STUDY NO. : 0906
 ANIMAL : B6.129S2-Trp53tm1Tyj/J
 REPORT TYPE : A1
 SEX : MALE

HISTOPATHOLOGICAL FINDINGS :NON-NEOPLASTIC LESIONS (SUMMARY)
 ALL ANIMALS (0- 27W)

Organ	Findings	Control No. of Animals on Study 25				Posi. Control 15			
		Grade 1+ (%)	2+ (%)	3+ (%)	4+ (%)	1+ (%)	2+ (%)	3+ (%)	4+ (%)
{Hematopoietic system}									
spleen	deposit of melanin	<25> 2 0 0 0 (8) (0) (0) (0)				<15> 0 0 0 0 (0) (0) (0) (0)			
	extramedullary hematopoiesis	0 0 0 0 (0) (0) (0) (0)				15 0 0 0 ** (100) (0) (0) (0)			
{Circulatory system}									
heart	inflammatory cell infiltration:focal	<25> 0 0 0 0 (0) (0) (0) (0)				<15> 1 0 0 0 (7) (0) (0) (0)			
{Digestive system}									
stomach	hemorrhage:glandular stomach	<25> 1 0 0 0 (4) (0) (0) (0)				<15> 0 0 0 0 (0) (0) (0) (0)			
liver	inflammatory cell nest	<25> 5 0 0 0 (20) (0) (0) (0)				<15> 1 0 0 0 (7) (0) (0) (0)			

Grade 1+ : Slight 2+ : Moderate 3+ : Marked 4+ : Severe
 < a > a : Number of animals examined at the site
 b : Number of animals with lesion
 (c) c : b / a * 100
 Significant difference ; * : P 0.05 ** : P 0.01 Test of Chi Square

STUDY NO. : 0906
 ANIMAL : B6.129S2-Trp53tm1Tyj/J
 REPORT TYPE : A1
 SEX : MALE

HISTOPATHOLOGICAL FINDINGS :NON-NEOPLASTIC LESIONS (SUMMARY)
 ALL ANIMALS (0- 27W)

Organ	Findings	Group Name Control No. of Animals on Study 25				Posi .Control 15			
		Grade 1+ (%)	2+ (%)	3+ (%)	4+ (%)	1+ (%)	2+ (%)	3+ (%)	4+ (%)
{Digestive system}									
liver	extramedullary hematopoiesis	<25> 0 0 0 0 (0) (0) (0) (0)				<15> 1 0 0 0 (7) (0) (0) (0)			
	degeneration/necrosis:midzonal	0 0 0 0 (0) (0) (0) (0)				6 9 0 0 ** (40) (60) (0) (0)			
gall blad	eosinophilic change	<25> 0 1 0 0 (0) (4) (0) (0)				<15> 0 0 0 0 (0) (0) (0) (0)			
	pancreas inflammatory infiltration	<25> 1 0 0 0 (4) (0) (0) (0)				<15> 0 0 0 0 (0) (0) (0) (0)			
{Urinary system}									
kidney	malformation	<25> 1 0 0 0 (4) (0) (0) (0)				<15> 0 0 0 0 (0) (0) (0) (0)			
	hyaline cast	3 0 0 0 (12) (0) (0) (0)				0 0 0 0 (0) (0) (0) (0)			

Grade 1+ : Slight 2+ : Moderate 3+ : Marked 4+ : Severe
 < a > a : Number of animals examined at the site
 b : Number of animals with lesion
 (c) c : b / a * 100
 Significant difference ; * : P 0.05 ** : P 0.01 Test of Chi Square

STUDY NO. : 0906
 ANIMAL : B6.129S2-Trp53tm1Tyj/J
 REPORT TYPE : A1
 SEX : MALE

HISTOPATHOLOGICAL FINDINGS :NON-NEOPLASTIC LESIONS (SUMMARY)
 ALL ANIMALS (0- 27W)

Organ	Findings	Control No. of Animals on Study 25				Posi. Control 15			
		Grade 1+ (%)	Grade 2+ (%)	Grade 3+ (%)	Grade 4+ (%)	Grade 1+ (%)	Grade 2+ (%)	Grade 3+ (%)	Grade 4+ (%)
{Urinary system}									
kidney	lymphocytic infiltration	<25>				<15>			
		3 (12)	0 (0)	0 (0)	0 (0)	0 (0)	0 (0)	0 (0)	0 (0)
	papillary necrosis	0 (0)	0 (0)	0 (0)	0 (0)	2 (13)	6 (40)	6 (40)	0 (0) **
	mineralization:papilla	0 (0)	0 (0)	0 (0)	0 (0)	2 (13)	0 (0)	1 (7)	0 (0)
	dilated pelvis	0 (0)	0 (0)	0 (0)	0 (0)	2 (13)	0 (0)	0 (0)	0 (0)
chronic nephritis		0 (0)	0 (0)	0 (0)	0 (0)	9 (60)	1 (7)	5 (33)	0 (0) **
	urin bladd								
simple hyperplasia:transitional epithelium		<25>				<15>			
		0 (0)	0 (0)	0 (0)	0 (0)	15 (100)	0 (0)	0 (0)	0 (0) **
papillary and/or nodular hyperplasia	0 (0)	0 (0)	0 (0)	0 (0)	5 (33)	0 (0)	0 (0)	0 (0) **	
{Endocrine system}									
pituitary	Rathke pouch	<25>				<15>			
		0 (0)	0 (0)	0 (0)	0 (0)	1 (7)	0 (0)	0 (0)	0 (0)

Grade 1+ : Slight 2+ : Moderate 3+ : Marked 4+ : Severe
 < a > a : Number of animals examined at the site
 b : Number of animals with lesion
 (c) c : b / a * 100
 Significant difference ; * : P 0.05 ** : P 0.01 Test of Chi Square

STUDY NO. : 0906
 ANIMAL : B6.129S2-Trp53tm1Tyj/J
 REPORT TYPE : A1
 SEX : MALE

HISTOPATHOLOGICAL FINDINGS :NON-NEOPLASTIC LESIONS (SUMMARY)
 ALL ANIMALS (0- 27W)

Organ	Findings	Control No. of Animals on Study 25				Posi. Control 15			
		Grade 1+ (%)	2+ (%)	3+ (%)	4+ (%)	1+ (%)	2+ (%)	3+ (%)	4+ (%)
{Endocrine system}									
parathyroid	ectopic thymic tissue	<25> 0 0 0 0 (0) (0) (0) (0)				<15> 1 0 0 0 (7) (0) (0) (0)			
adrenal	spindle-cell hyperplasia	<25> 5 0 0 0 (20) (0) (0) (0)				<15> 5 0 0 0 (33) (0) (0) (0)			
{Nervous system}									
brain	ectopic tissue	<25> 1 0 0 0 (4) (0) (0) (0)				<15> 0 0 0 0 (0) (0) (0) (0)			
{Musculoskeletal system}									
bone	necrosis:focal	<25> 1 0 0 0 (4) (0) (0) (0)				<15> 0 0 0 0 (0) (0) (0) (0)			

Grade 1+ : Slight 2+ : Moderate 3+ : Marked 4+ : Severe
 < a > a : Number of animals examined at the site
 b : Number of animals with lesion
 (c) c : b / a * 100
 Significant difference ; * : P 0.05 ** : P 0.01 Test of Chi Square

TABLE B 32

HISTOPATHOLOGICAL FINDINGS:
NON-NEOPLASTIC LESIONS: FEMALE
(Control and Positive control group)

STUDY NO. : 0907
ANIMAL : B6.129S2-Trp53tm1Tyj/J
REPORT TYPE : A1
SEX : FEMALE

HISTOPATHOLOGICAL FINDINGS :NON-NEOPLASTIC LESIONS (SUMMARY)
ALL ANIMALS (0- 27W)

Organ	Findings	Control No. of Animals on Study 25				Posi .Control 15			
		Grade 1+ (%)	2+ (%)	3+ (%)	4+ (%)	1+ (%)	2+ (%)	3+ (%)	4+ (%)
{Integumentary system/appandage}									
skin/app		<25>				<15>			
	ulcer	0 (0)	1 (4)	0 (0)	0 (0)	0 (0)	0 (0)	0 (0)	0 (0)
	erosion	0 (0)	1 (4)	0 (0)	0 (0)	0 (0)	0 (0)	0 (0)	0 (0)
	scab	1 (4)	0 (0)	0 (0)	0 (0)	0 (0)	0 (0)	0 (0)	0 (0)
{Respiratory system}									
nasal cavit		<25>				<15>			
	hyperplasia:gland	0 (0)	0 (0)	0 (0)	0 (0)	1 (7)	0 (0)	0 (0)	0 (0)
	eosinophilic change:olfactory epithelium	4 (16)	0 (0)	0 (0)	0 (0)	10 (67)	4 (27)	0 (0)	0 (0) **
	eosinophilic change:respiratory epithelium	7 (28)	4 (16)	1 (4)	0 (0)	5 (33)	5 (33)	1 (7)	0 (0)
	inflammation:olfactory epithelium	0 (0)	0 (0)	0 (0)	0 (0)	3 (20)	2 (13)	0 (0)	0 (0) **

Grade 1+ : Slight 2+ : Moderate 3+ : Marked 4+ : Severe
< a > a : Number of animals examined at the site
b : Number of animals with lesion
(c) c : b / a * 100
Significant difference ; * : P 0.05 ** : P 0.01 Test of Chi Square

STUDY NO. : 0907
 ANIMAL : B6.129S2-Trp53tm1Tyj/J
 REPORT TYPE : A1
 SEX : FEMALE

HISTOPATHOLOGICAL FINDINGS :NON-NEOPLASTIC LESIONS (SUMMARY)
 ALL ANIMALS (0- 27W)

Organ	Findings	Control No. of Animals on Study Grade				Posi. Control 15			
		1+ (%)	2+ (%)	3+ (%)	4+ (%)	1+ (%)	2+ (%)	3+ (%)	4+ (%)
{Respiratory system}									
nasal cavit	respiratory metaplasia:olfactory epithelium	<25>				<15>			
		1	0	0	0	2	4	0	0 **
		(4)	(0)	(0)	(0)	(13)	(27)	(0)	(0)
	respiratory metaplasia:gland	0	0	0	0	3	5	0	0 **
	(0)	(0)	(0)	(0)	(20)	(33)	(0)	(0)	
	regeneration:olfactory epithelium	0	0	0	0	4	1	0	0 **
		(0)	(0)	(0)	(0)	(27)	(7)	(0)	(0)
	atrophy:olfactory epithelium	0	0	0	0	1	0	0	0
		(0)	(0)	(0)	(0)	(7)	(0)	(0)	(0)
nasopharynx	eosinophilic change	<25>				<15>			
		5	0	0	0	9	0	0	0 *
		(20)	(0)	(0)	(0)	(60)	(0)	(0)	(0)
trachea	eosinophilic change:respiratory epithelium	<25>				<15>			
		1	0	0	0	0	0	0	0
		(4)	(0)	(0)	(0)	(0)	(0)	(0)	(0)
lung	fibrosis:focal	<25>				<15>			
		0	0	0	0	1	0	0	0
		(0)	(0)	(0)	(0)	(7)	(0)	(0)	(0)

Grade 1+ : Slight 2+ : Moderate 3+ : Marked 4+ : Severe
 < a > a : Number of animals examined at the site
 b : Number of animals with lesion
 (c) c : b / a * 100
 Significant difference ; * : P 0.05 ** : P 0.01 Test of Chi Square

STUDY NO. : 0907
 ANIMAL : B6.129S2-Trp53tm1Tyj/J
 REPORT TYPE : A1
 SEX : FEMALE

HISTOPATHOLOGICAL FINDINGS :NON-NEOPLASTIC LESIONS (SUMMARY)
 ALL ANIMALS (0- 27W)

Organ	Findings	Control No. of Animals on Study Grade				Posi .Control 15			
		1+ (%)	2+ (%)	3+ (%)	4+ (%)	1+ (%)	2+ (%)	3+ (%)	4+ (%)
{Hematopoietic system}									
lymph node	lymphoid hyperplasia	<25>				<15>			
		2	0	0	0	0	0	0	0
		(8)	(0)	(0)	(0)	(0)	(0)	(0)	(0)
spleen	deposit of hemosiderin	<25>				<15>			
		0	0	0	0	15	0	0	0 **
		(0)	(0)	(0)	(0)	(100)	(0)	(0)	(0)
	extramedullary hematopoiesis	1	0	0	0	15	0	0	0 **
		(4)	(0)	(0)	(0)	(100)	(0)	(0)	(0)
{Digestive system}									
stomach	erosion:glandular stomach	<25>				<15>			
		0	0	0	0	1	0	0	0
		(0)	(0)	(0)	(0)	(7)	(0)	(0)	(0)
	eosinophilic change:glandular stomach	1	0	0	0	1	0	0	0
		(4)	(0)	(0)	(0)	(7)	(0)	(0)	(0)
liver	inflammatory cell nest	<25>				<15>			
		11	1	0	0	2	0	0	0
		(44)	(4)	(0)	(0)	(13)	(0)	(0)	(0)

Grade 1+ : Slight 2+ : Moderate 3+ : Marked 4+ : Severe
 < a > a : Number of animals examined at the site
 b : Number of animals with lesion
 (c) c : b / a * 100
 Significant difference ; * : P 0.05 ** : P 0.01 Test of Chi Square

STUDY NO. : 0907
 ANIMAL : B6.129S2-Trp53tm1Tyj/J
 REPORT TYPE : A1
 SEX : FEMALE

HISTOPATHOLOGICAL FINDINGS :NON-NEOPLASTIC LESIONS (SUMMARY)
 ALL ANIMALS (0- 27W)

Organ	Findings	Control No. of Animals on Study 25				Posi .Control 15				
		Grade 1+ (%)	2+ (%)	3+ (%)	4+ (%)	1+ (%)	2+ (%)	3+ (%)	4+ (%)	
{Digestive system}										
liver	degeneration/necrosis:midzonal	<25>				<15>				
		0 (0)	0 (0)	0 (0)	0 (0)	8 (53)	5 (33)	0 (0)	0 (0)	**
{Urinary system}										
kidney	malformation	<25>				<15>				
		2 (8)	0 (0)	0 (0)	0 (0)	0 (0)	0 (0)	0 (0)	0 (0)	
	hyaline cast	9 (36)	0 (0)	0 (0)	0 (0)	1 (7)	0 (0)	0 (0)	0 (0)	
	lymphocytic infiltration	2 (8)	0 (0)	0 (0)	0 (0)	1 (7)	0 (0)	0 (0)	0 (0)	
	papillary necrosis	0 (0)	0 (0)	0 (0)	0 (0)	7 (47)	7 (47)	0 (0)	0 (0)	**
	regeneration:proximal tubule	2 (8)	0 (0)	0 (0)	0 (0)	0 (0)	0 (0)	0 (0)	0 (0)	
	vacuolic change:proximal tubule	1 (4)	0 (0)	0 (0)	0 (0)	0 (0)	0 (0)	0 (0)	0 (0)	

Grade 1+ : Slight 2+ : Moderate 3+ : Marked 4+ : Severe
 < a > a : Number of animals examined at the site
 b : Number of animals with lesion
 (c) c : b / a * 100
 Significant difference ; * : P 0.05 ** : P 0.01 Test of Chi Square

STUDY NO. : 0907
 ANIMAL : B6.129S2-Trp53tm1Tyj/J
 REPORT TYPE : A1
 SEX : FEMALE

HISTOPATHOLOGICAL FINDINGS :NON-NEOPLASTIC LESIONS (SUMMARY)
 ALL ANIMALS (0- 27W)

Organ	Findings	Control No. of Animals on Study 25				Posi .Control 15			
		Grade 1+ (%)	2+ (%)	3+ (%)	4+ (%)	1+ (%)	2+ (%)	3+ (%)	4+ (%)
{Urinary system}									
kidney	dilated pelvis	<25>				<15>			
		0 (0)	0 (0)	0 (0)	0 (0)	1 (7)	0 (0)	0 (0)	0 (0)
	chronic nephritis	0 (0)	0 (0)	0 (0)	0 (0)	10 (67)	2 (13)	0 (0)	2 ** (13)
urin bladd	squamous cell metaplasia	<25>				<15>			
		0 (0)	0 (0)	0 (0)	0 (0)	5 (33)	0 (0)	0 (0)	0 ** (0)
	simple hyperplasia:transitional epithelium	0 (0)	0 (0)	0 (0)	0 (0)	15 (100)	0 (0)	0 (0)	0 ** (0)
	papillary and/or nodular hyperplasia	0 (0)	0 (0)	0 (0)	0 (0)	5 (33)	0 (0)	0 (0)	0 ** (0)
{Endocrine system}									
adrenal	spindle-cell hyperplasia	<25>				<15>			
		22 (88)	0 (0)	0 (0)	0 (0)	14 (93)	0 (0)	0 (0)	0 (0)

Grade 1+ : Slight 2+ : Moderate 3+ : Marked 4+ : Severe
 < a > a : Number of animals examined at the site
 b : Number of animals with lesion
 (c) c : b / a * 100
 Significant difference ; * : P 0.05 ** : P 0.01 Test of Chi Square

STUDY NO. : 0907
 ANIMAL : B6.129S2-Trp53tm1Tyj/J
 REPORT TYPE : A1
 SEX : FEMALE

HISTOPATHOLOGICAL FINDINGS :NON-NEOPLASTIC LESIONS (SUMMARY)
 ALL ANIMALS (0- 27W)

Organ	Findings	Control No. of Animals on Study 25				Posi .Control 15			
		Grade 1+ (%)	2+ (%)	3+ (%)	4+ (%)	1+ (%)	2+ (%)	3+ (%)	4+ (%)
{Reproductive system}									
uterus	dilatation	<25> 0 1 0 0 (0) (4) (0) (0)				<15> 0 0 0 0 (0) (0) (0) (0)			
	cystic endometrial hyperplasia	1 0 0 0 (4) (0) (0) (0)				0 0 0 0 (0) (0) (0) (0)			
{Nervous system}									
brain	hydrocephalus	<25> 0 1 0 0 (0) (4) (0) (0)				<15> 0 0 0 0 (0) (0) (0) (0)			
{Musculoskeletal system}									
muscle	inflammatory infiltration	<25> 1 0 0 0 (4) (0) (0) (0)				<15> 0 0 0 0 (0) (0) (0) (0)			
bone	necrosis:focal	<25> 1 0 0 0 (4) (0) (0) (0)				<15> 0 0 0 0 (0) (0) (0) (0)			

Grade 1+ : Slight 2+ : Moderate 3+ : Marked 4+ : Severe
 < a > a : Number of animals examined at the site
 b : Number of animals with lesion
 (c) c : b / a * 100
 Significant difference ; * : P 0.05 ** : P 0.01 Test of Chi Square

STUDY NO. : 0907
 ANIMAL : B6.129S2-Trp53tm1Tyj/J
 REPORT TYPE : A1
 SEX : FEMALE

HISTOPATHOLOGICAL FINDINGS :NON-NEOPLASTIC LESIONS (SUMMARY)
 ALL ANIMALS (0- 27W)

Organ	Findings	Control No. of Animals on Study 25				Posi.Control 15			
		Grade 1+ (%)	Grade 2+ (%)	Grade 3+ (%)	Grade 4+ (%)	Grade 1+ (%)	Grade 2+ (%)	Grade 3+ (%)	Grade 4+ (%)

{Musculoskeletal system}

bone		<25>				<15>			
	osteofibrosis	0 (0)	0 (0)	0 (0)	0 (0)	1 (7)	0 (0)	0 (0)	0 (0)

{Body cavities}

adipose		<25>				<15>			
	angiectasis	0 (0)	0 (0)	0 (0)	0 (0)	1 (7)	0 (0)	0 (0)	0 (0)

Grade 1+ : Slight 2+ : Moderate 3+ : Marked 4+ : Severe
 < a > a : Number of animals examined at the site
 b b : Number of animals with lesion
 (c) c : b / a * 100
 Significant difference ; * : P 0.05 ** : P 0.01 Test of Chi Square

4-(1,1,3,3-テトラメチルブチル)フェノールの p53KO マウスを用いた
強制経口投与による中期がん原性試験報告書

試験番号 : 0906 , 0907

FIGURES

FIGURES (Test substance-treated group)

- FIGURE A 1 SURVIVAL RATE OF MALE p53 KO MICE IN THE 26-WEEK CARCINOGENICITY STUDY OF 4-(1,1,3,3-TETRAMETHYLBUTYL) PHENOL (GAVAGE STUDY)
- FIGURE A 2 SURVIVAL RATE OF FEMALE p53 KO MICE IN THE 26-WEEK CARCINOGENICITY STUDY OF 4-(1,1,3,3-TETRAMETHYLBUTYL) PHENOL (GAVAGE STUDY)
- FIGURE A 3 BODY WEIGHT CHANGES OF MALE p53 KO MICE IN THE 26-WEEK CARCINOGENICITY STUDY OF 4-(1,1,3,3-TETRAMETHYLBUTYL) PHENOL (GAVAGE STUDY)
- FIGURE A 4 BODY WEIGHT CHANGES OF FEMALE p53 KO MICE IN THE 26-WEEK CARCINOGENICITY STUDY OF 4-(1,1,3,3-TETRAMETHYLBUTYL) PHENOL (GAVAGE STUDY)
- FIGURE A 5 FOOD CONSUMPTION CHANGES OF MALE p53 KO MICE IN THE 26-WEEK CARCINOGENICITY STUDY OF 4-(1,1,3,3-TETRAMETHYLBUTYL) PHENOL (GAVAGE STUDY)
- FIGURE A 6 FOOD CONSUMPTION CHANGES OF FEMALE p53 KO MICE IN THE 26-WEEK CARCINOGENICITY STUDY OF 4-(1,1,3,3-TETRAMETHYLBUTYL) PHENOL (GAVAGE STUDY)

FIGURES (Positive control group)

- FIGURE B 1 SURVIVAL RATE OF MALE p53 KO MICE IN THE 26-WEEK CARCINOGENICITY STUDY OF 2-METHOXY-5-METHYLANILINE (GAVAGE STUDY)
- FIGURE B 2 SURVIVAL RATE OF FEMALE p53 KO MICE IN THE 26-WEEK CARCINOGENICITY STUDY OF 2-METHOXY-5-METHYLANILINE (GAVAGE STUDY)
- FIGURE B 3 BODY WEIGHT CHANGES OF MALE p53 KO MICE IN THE 26-WEEK CARCINOGENICITY STUDY OF 2-METHOXY-5-METHYLANILINE (GAVAGE STUDY)
- FIGURE B 4 BODY WEIGHT CHANGES OF FEMALE p53 KO MICE IN THE 26-WEEK CARCINOGENICITY STUDY OF 2-METHOXY-5-METHYLANILINE (GAVAGE STUDY)
- FIGURE B 5 FOOD CONSUMPTION CHANGES OF MALE p53 KO MICE IN THE 26-WEEK CARCINOGENICITY STUDY OF 2-METHOXY-5-METHYLANILINE (GAVAGE STUDY)
- FIGURE B 6 FOOD CONSUMPTION CHANGES OF FEMALE p53 KO MICE IN THE 26-WEEK CARCINOGENICITY STUDY OF 2-METHOXY-5-METHYLANILINE (GAVAGE STUDY)

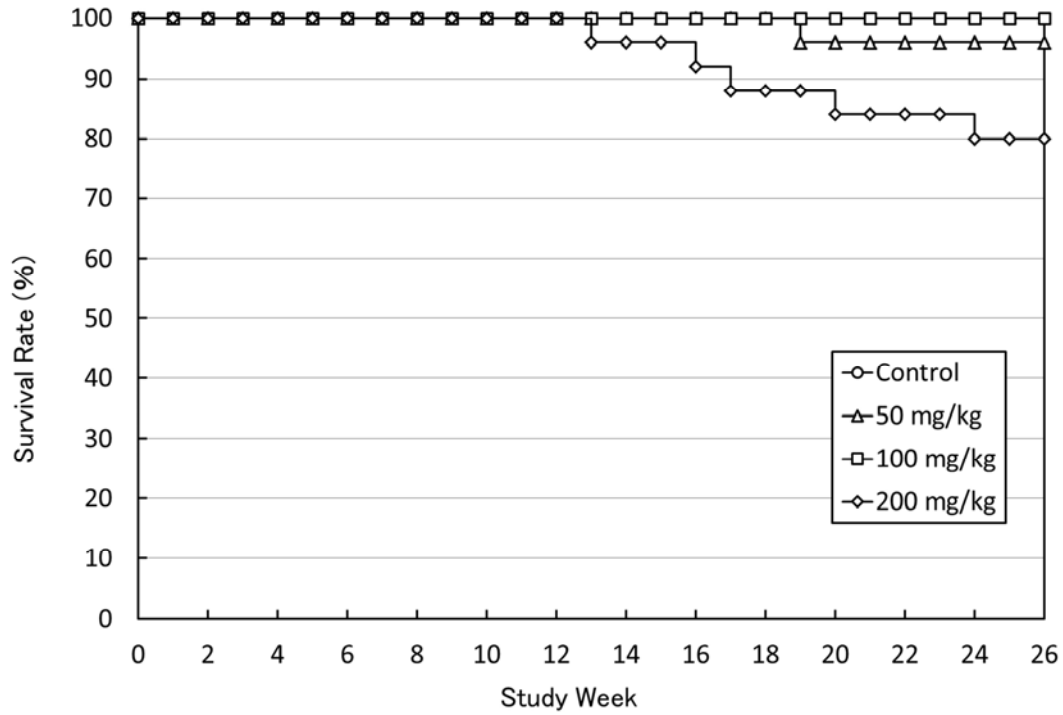


FIGURE A 1 SURVIVAL RATE OF MALE p53 KO MICE IN THE 26-WEEK CARCINOGENICITY STUDY OF 4-(1,1,3,3-TETRAMETHYLBUTYL) PHENOL (GAVAGE STUDY)

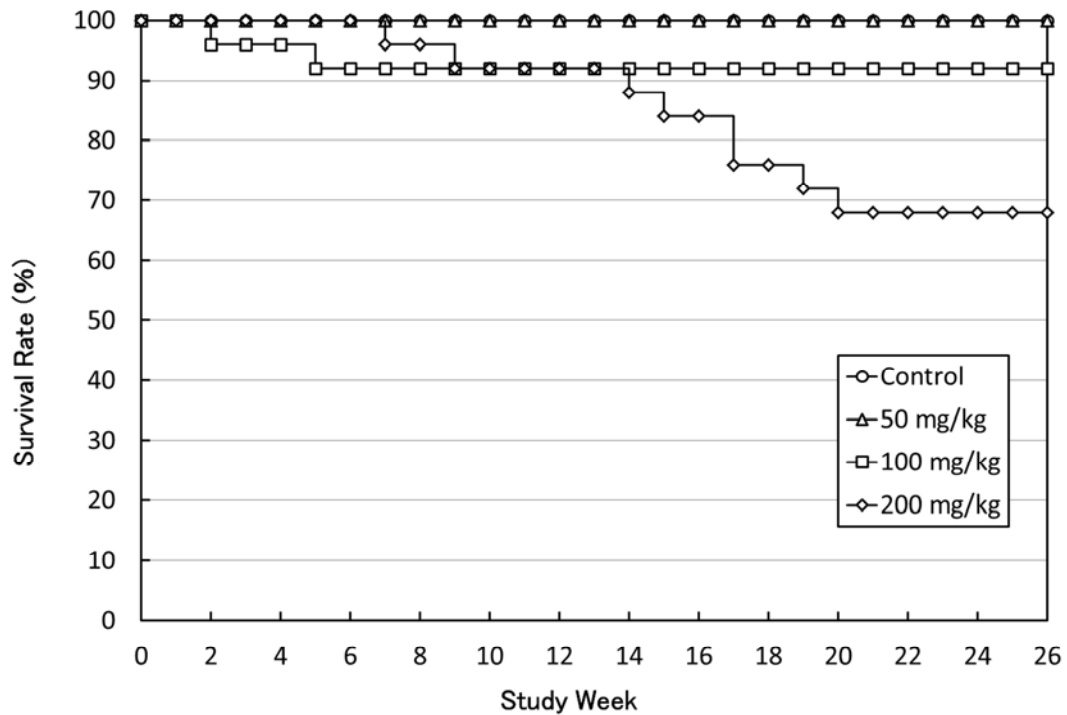


FIGURE A 2 SURVIVAL RATE OF FEMALE p53 KO MICE IN THE 26-WEEK CARCINOGENICITY STUDY OF 4-(1,1,3,3-TETRAMETHYLBUTYL) PHENOL (GAVAGE STUDY)

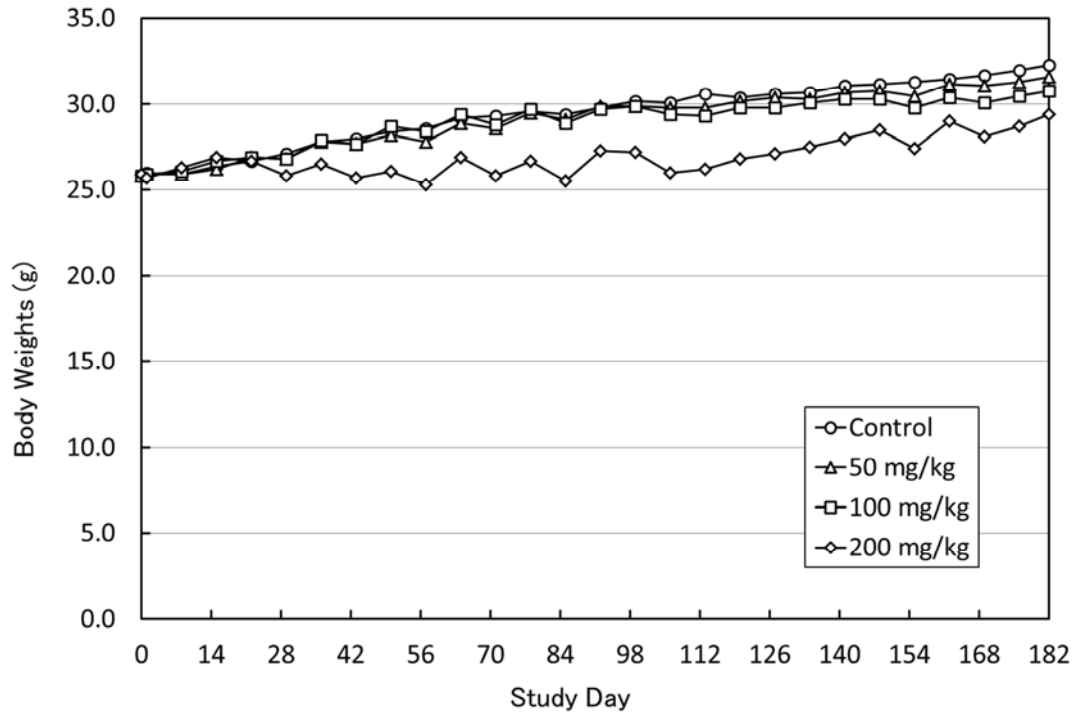


FIGURE A 3 BODY WEIGHT CHANGES OF MALE p53 KO MICE IN THE 26-WEEK CARCINOGENICITY STUDY OF 4-(1,1,3,3-TETRAMETHYLBUTYL) PHENOL (GAVAGE STUDY)

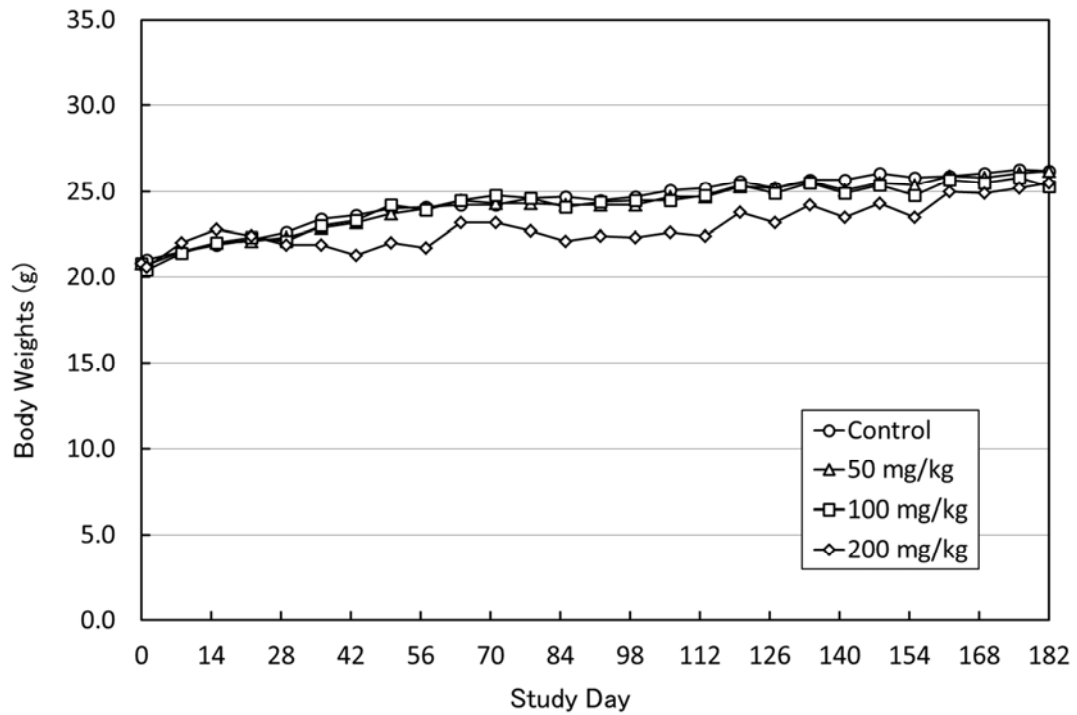


FIGURE A 4 BODY WEIGHT CHANGES OF FEMALE p53 KO MICE IN THE 26-WEEK CARCINOGENICITY STUDY OF 4-(1,1,3,3-TETRAMETHYLBUTYL) PHENOL (GAVAGE STUDY)

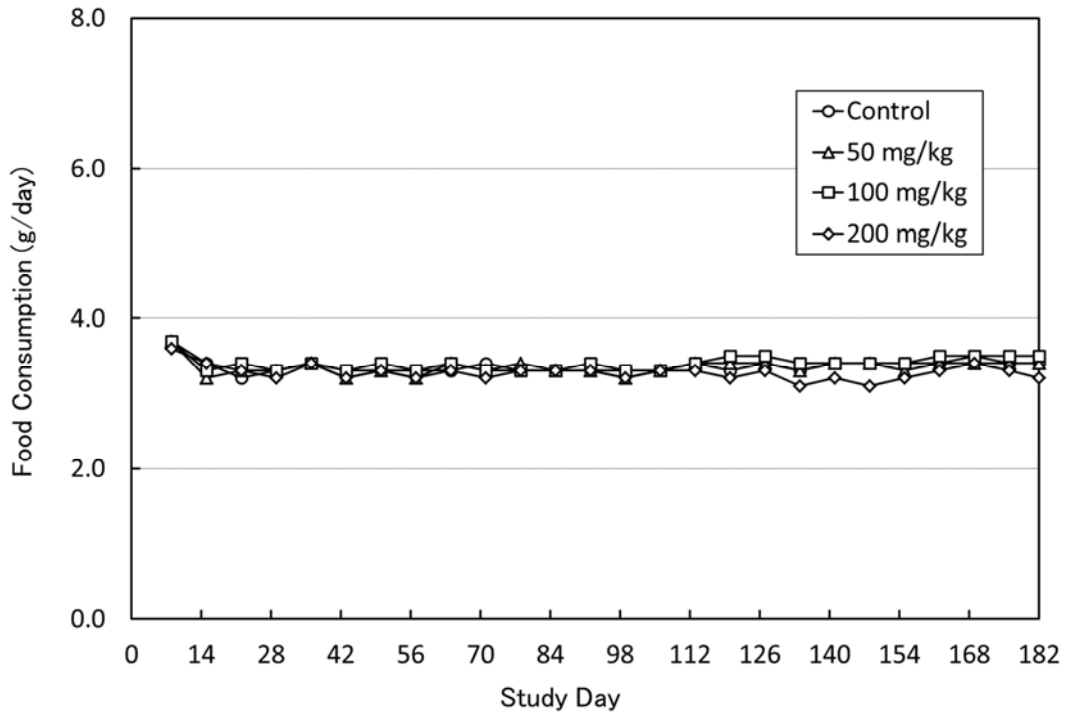


FIGURE A 5 FOOD CONSUMPTION CHANGES OF MALE p53 KO MICE IN THE 26-WEEK CARCINOGENICITY STUDY OF 4-(1,1,3,3-TETRAMETHYLBUTYL) PHENOL (GAVAGE STUDY)

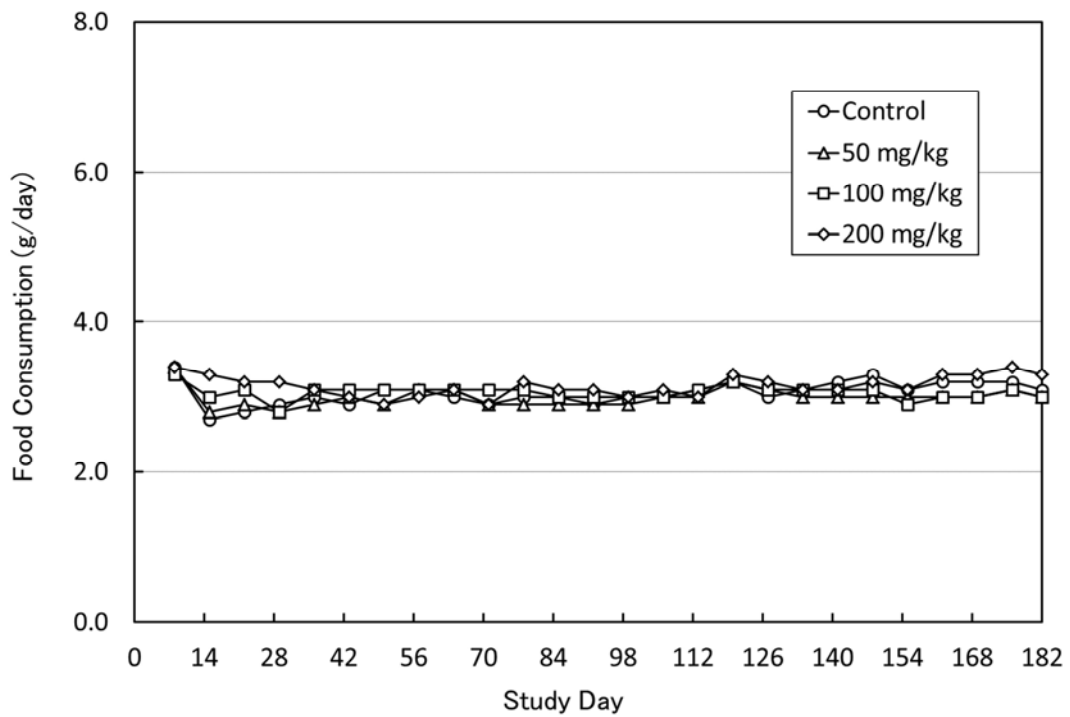


FIGURE A 6 FOOD CONSUMPTION CHANGES OF FEMALE p53 KO MICE IN THE 26-WEEK CARCINOGENICITY STUDY OF 4-(1,1,3,3-TETRAMETHYLBUTYL) PHENOL (GAVAGE STUDY)

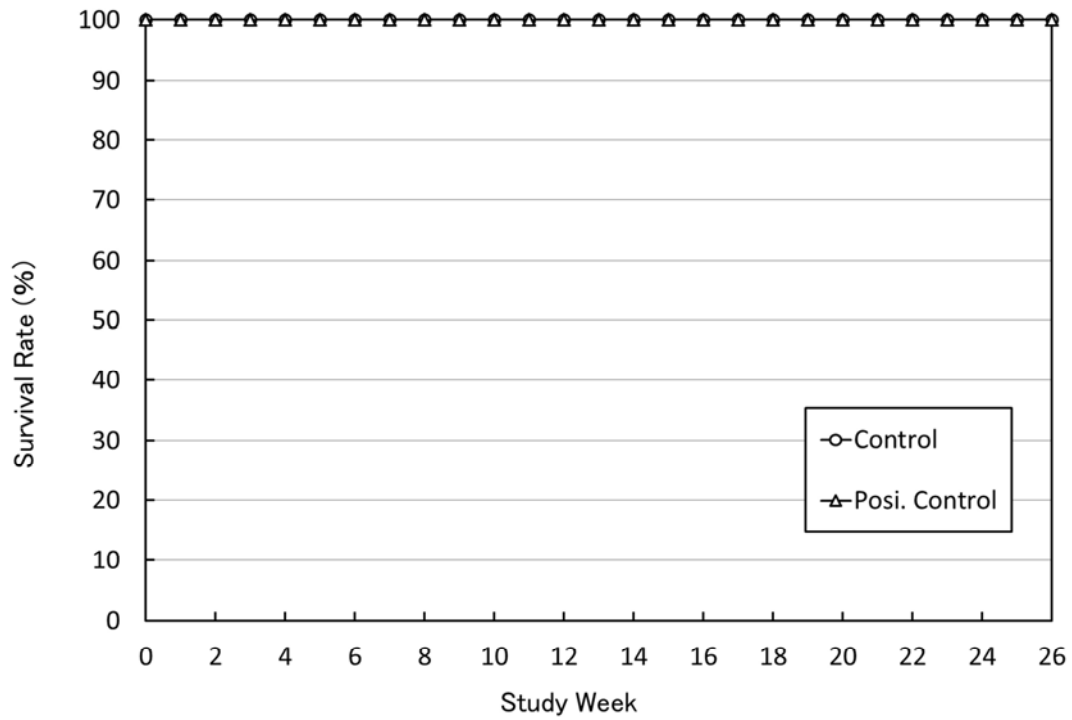


FIGURE B 1 SURVIVAL RATE OF MALE p53 KO MICE IN THE 26-WEEK CARCINOGENICITY STUDY OF 2-METHOXY-5-METHYLANILINE (GAVAGE STUDY)

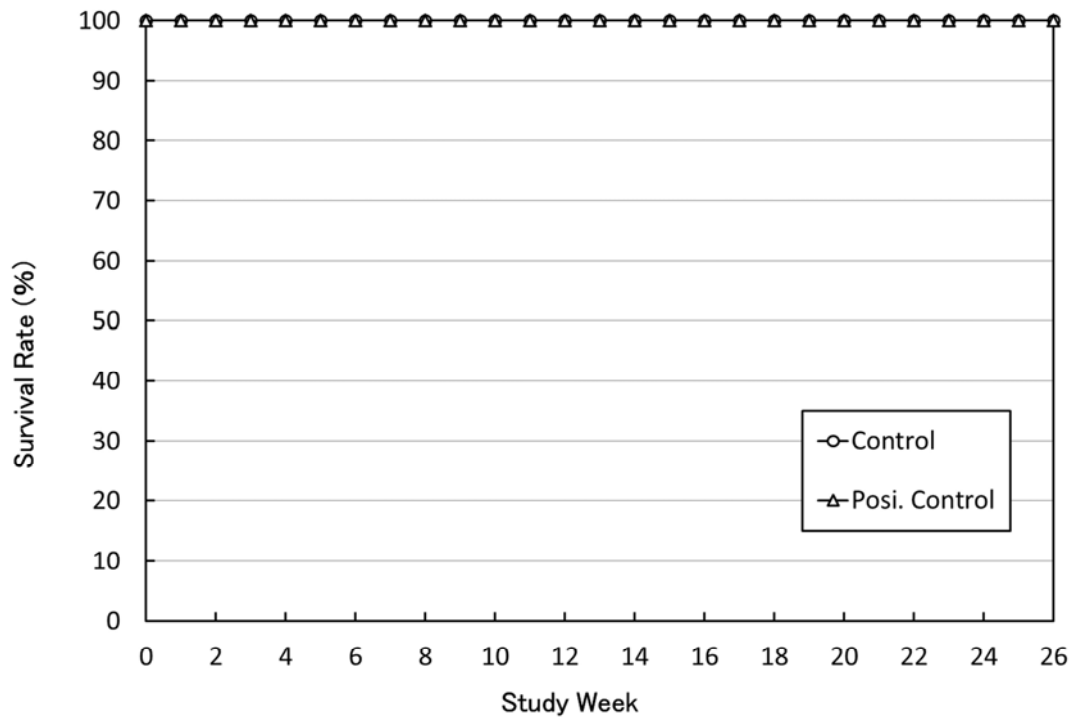


FIGURE B 2 SURVIVAL RATE OF FEMALE p53 KO MICE IN THE 26-WEEK CARCINOGENICITY STUDY OF 2-METHOXY-5-METHYLANILINE (GAVAGE STUDY)

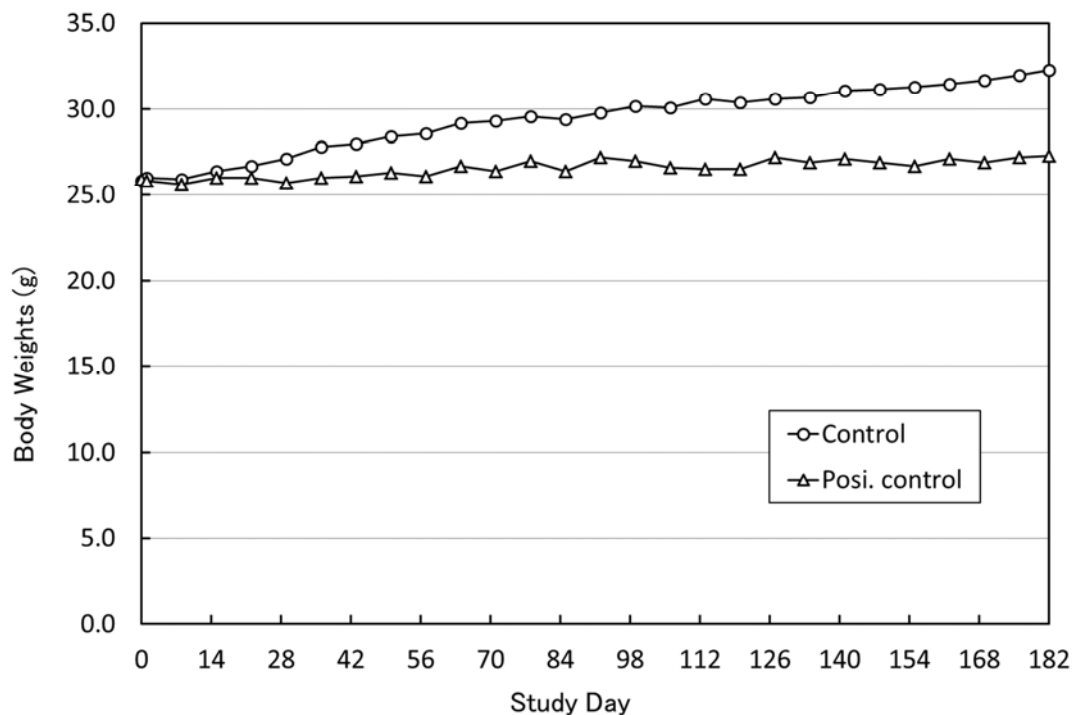


FIGURE B 3 BODY WEIGHT CHANGES OF MALE p53 KO MICE IN THE 26-WEEK CARCINOGENICITY STUDY OF 2-METHOXY-5-METHYLANILINE (GAVAGE STUDY)

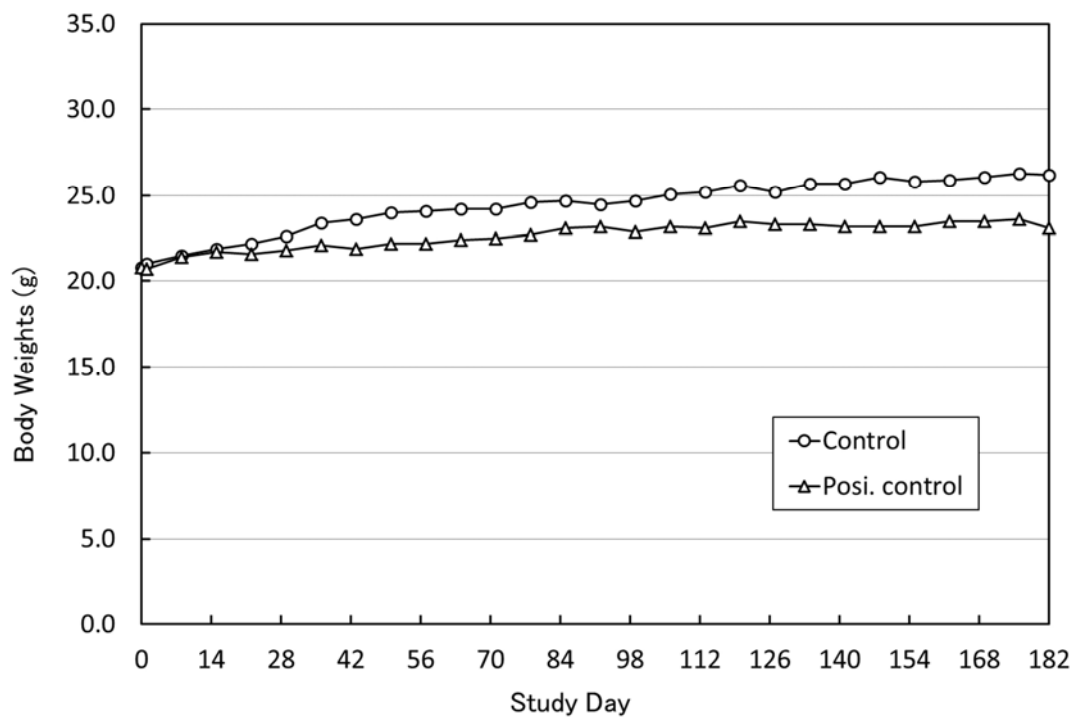


FIGURE B 4 BODY WEIGHT CHANGES OF FEMALE p53 KO MICE IN THE 26-WEEK CARCINOGENICITY STUDY OF 2-METHOXY-5-METHYLANILINE (GAVAGE STUDY)

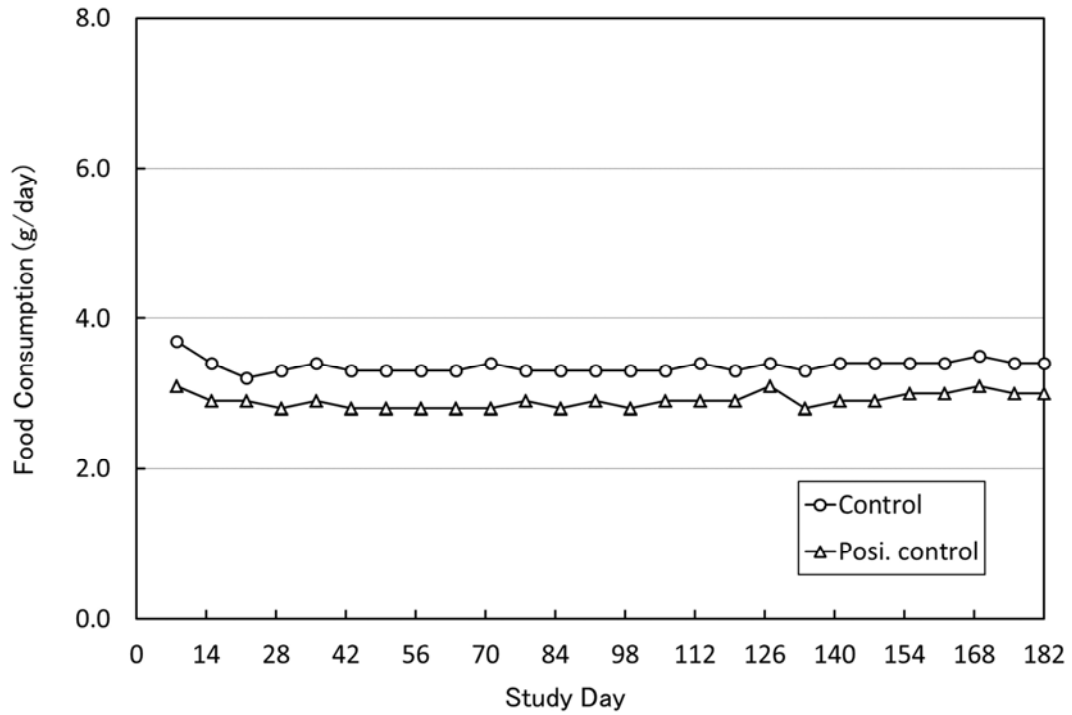


FIGURE B 5 FOOD CONSUMPTION CHANGES OF MALE p53 KO MICE IN THE 26-WEEK CARCINOGENICITY STUDY OF 2-METHOXY-5-METHYLANILINE (GAVAGE STUDY)

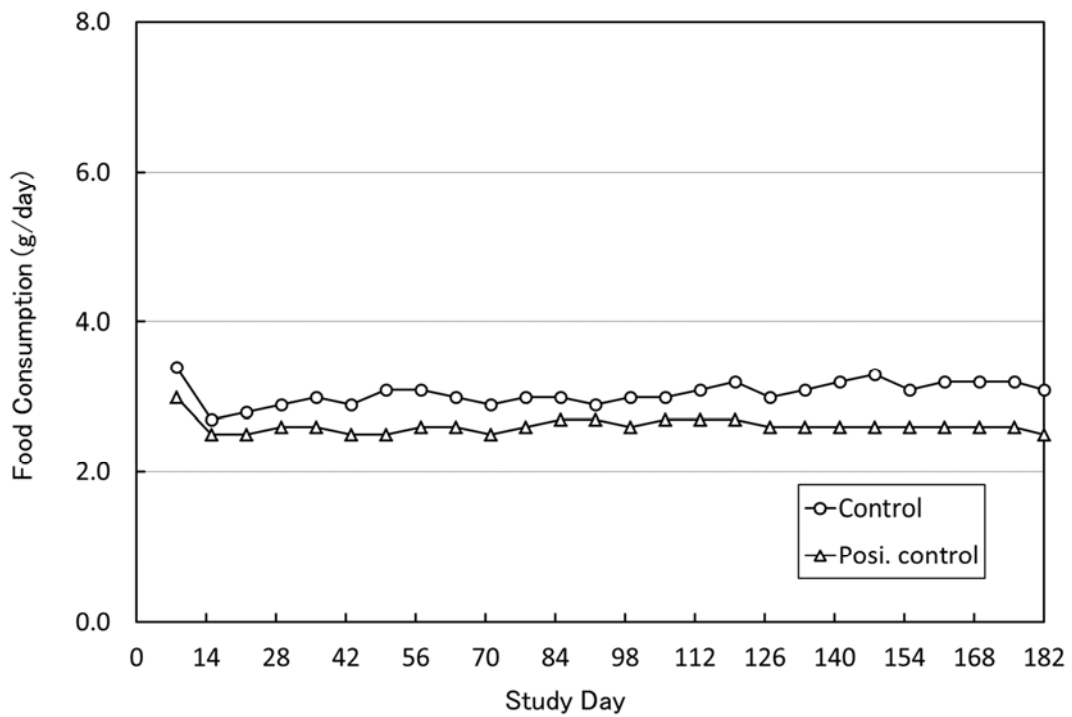
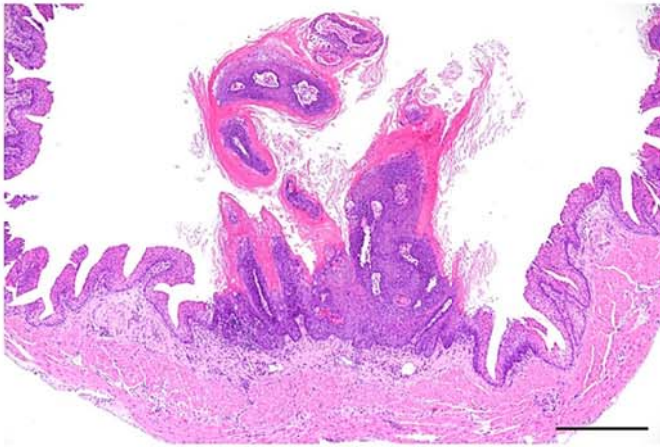


FIGURE B 6 FOOD CONSUMPTION CHANGES OF FEMALE p53 KO MICE IN THE 26-WEEK CARCINOGENICITY STUDY OF 2-METHOXY-5-METHYLANILINE (GAVAGE STUDY)

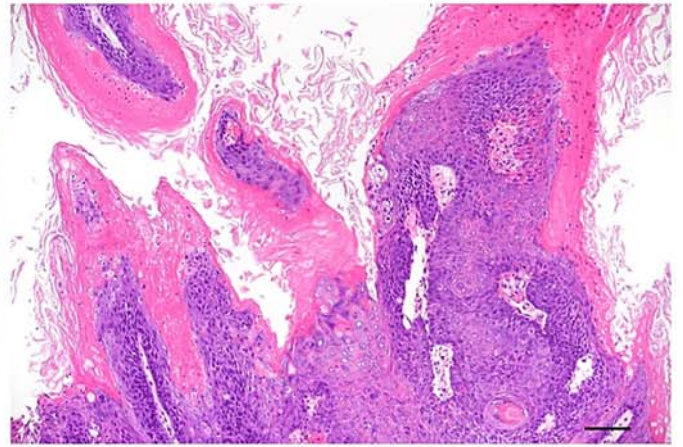
4-(1,1,3,3-テトラメチルブチル)フェノールの p53KO マウスを用いた
強制経口投与による中期がん原性試験報告書

試験番号 : 0906 , 0907

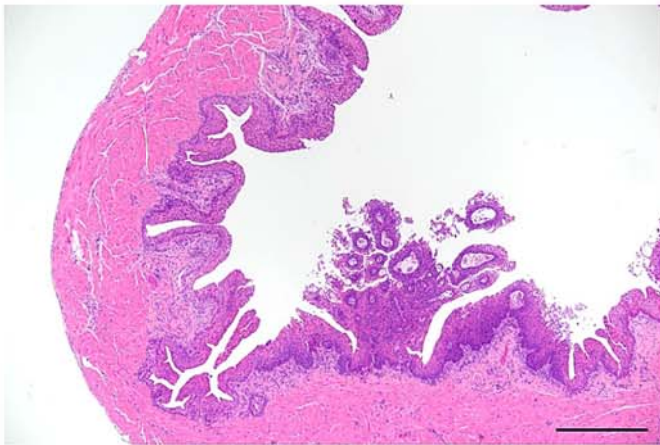
PHOTOGRAPHS



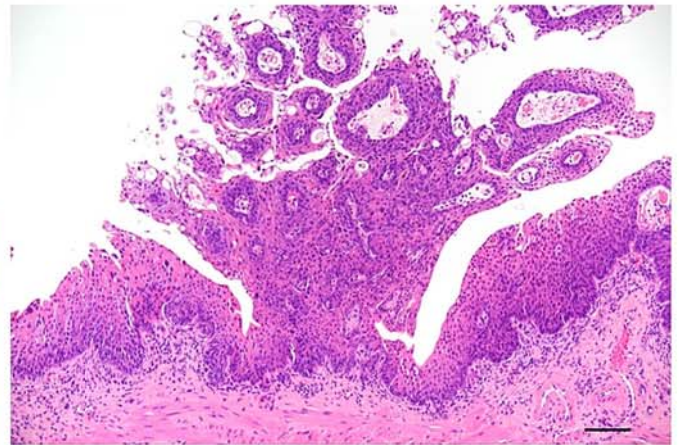
Photograph 1
Urinary bladder: Squamous cell papilloma
Mouse, Female, Positive control, Animal No. 0907-2407 (H&E)
Bar: 500 μ m



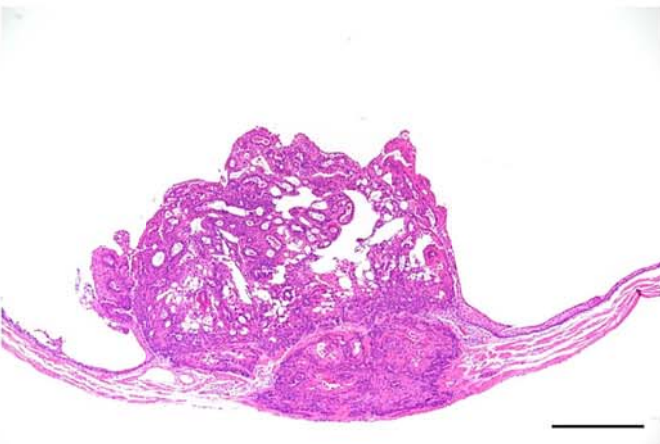
Photograph 2
High magnification of photograph 1
Bar: 100 μ m



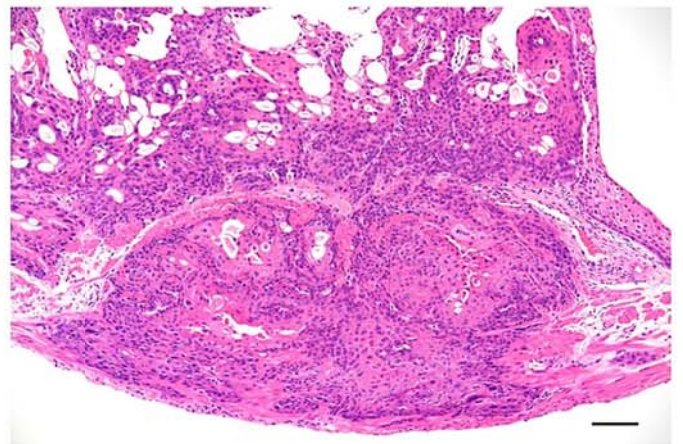
Photograph 3
Urinary bladder: Transitional cell papilloma
Mouse, Male, Positive control, Animal No. 0906-1409 (H&E)
Bar: 500 μ m



Photograph 4
High magnification of photograph 3
Bar: 100 μ m



Photograph 5
Urinary bladder: Transitional cell carcinoma
Mouse, Male, Positive control, Animal No. 0906-1411 (H&E)
Bar: 500 μ m



Photograph 6
High magnification of photograph 5
Bar: 100 μ m

4-(1,1,3,3-テトラメチルブチル)フェノールの p53KO マウスを用いた
強制経口投与による中期がん原性試験報告書

試験番号 : 0906 , 0907

APPENDICES

APPENDICES

- APPENDIX 1-1 IDENTITY OF 4-(1,1,3,3-TETRAMETHYLBUTYL) PHENOL
- APPENDIX 1-2 STABILITY OF 4-(1,1,3,3-TETRAMETHYLBUTYL) PHENOL
- APPENDIX 2-1 IDENTITY OF 2-METHOXY-5-METHYLANILINE
- APPENDIX 2-2 STABILITY OF 2-METHOXY-5-METHYLANILINE
- APPENDIX 3-1 CONCENTRATION OF 4-(1,1,3,3-TETRAMETHYLBUTYL) PHENOL
- APPENDIX 3-2 HOMOGENEITY OF 4-(1,1,3,3-TETRAMETHYLBUTYL) PHENOL
- APPENDIX 4-1 CONCENTRATION OF 2-METHOXY-5-METHYLANILINE
- APPENDIX 4-2 HOMOGENEITY OF 2-METHOXY-5-METHYLANILINE
- APPENDIX 5-1 STABILITY OF 4-(1,1,3,3-TETRAMETHYLBUTYL) PHENOL IN THE OLIVE OIL (STUDY NO. 8042)
- APPENDIX 5-2 STABILITY OF 2-METHOXY-5-METHYLANILINE IN THE OLIVE OIL (STUDY NO. 8046)
- APPENDIX 6 METHODS, UNITS AND DECIMAL PLACE FOR HEMATOLOGY AND BIOCHEMISTRY

APPENDIX 1-1

IDENTITY OF 4-(1,1,3,3-TETRAMETHYLBUTYL) PHENOL

IDENTITY OF 4-(1,1,3,3-TETRAMETHYLBUTYL) PHENOL

Test Substance : 4-(1,1,3,3-Tetramethylbutyl) phenol (Tokyo Chemical Industry Co., Ltd.)

Lot No. : Y8LQL

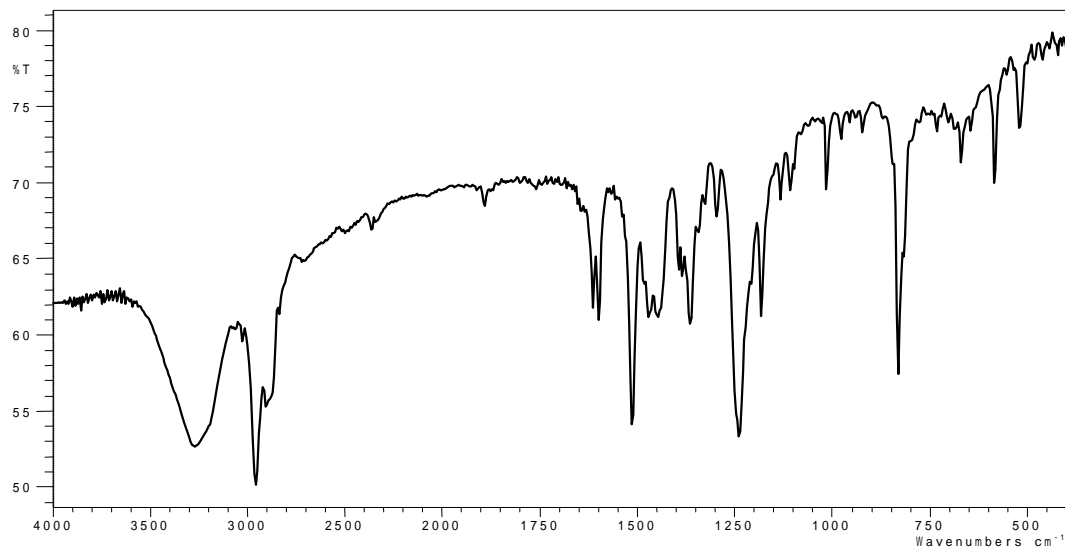
1. Spectral Data

Infrared Spectrometry

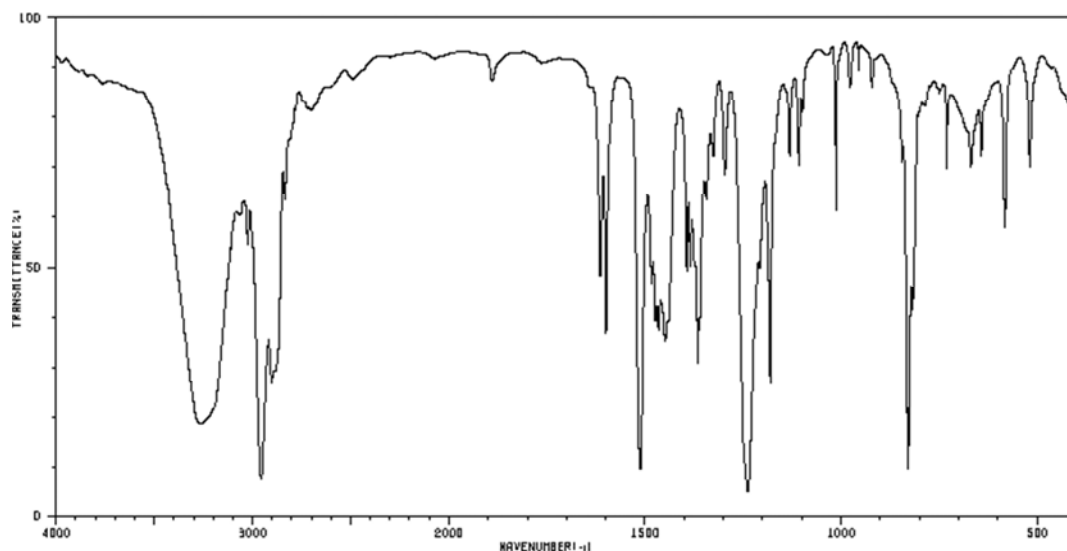
Instrument : Shimadzu IRAffinity-1

Cell : KBr

Resolution : 4 cm⁻¹



Infrared Spectrum of Test Substance



Infrared Spectrum of Literature Data*

Result: The infrared spectrum was consistent with literature spectrum.

* Performed by National Institute of Advanced Industrial Science and Technology.
Spectra Database for Organic Compounds, SDBS.

https://sdb.sdb.aist.go.jp/sdb/cgi-bin/cre_index.cgi [accessed 2017/4/26]

2. Conclusion: The test substance was identified as 4-(1,1,3,3-tetramethylbutyl) phenol by infrared spectrum.

APPENDIX 1-2

STABILITY OF 4-(1,1,3,3-TETRAMETHYLBUTYL) PHENOL

STABILITY OF 4-(1,1,3,3-TETRAMETHYLBUTYL) PHENOL

Test Substance : 4-(1,1,3,3-Tetramethylbutyl) phenol (Tokyo Chemical Industry Co., Ltd.)

Lot No. : Y8LQL

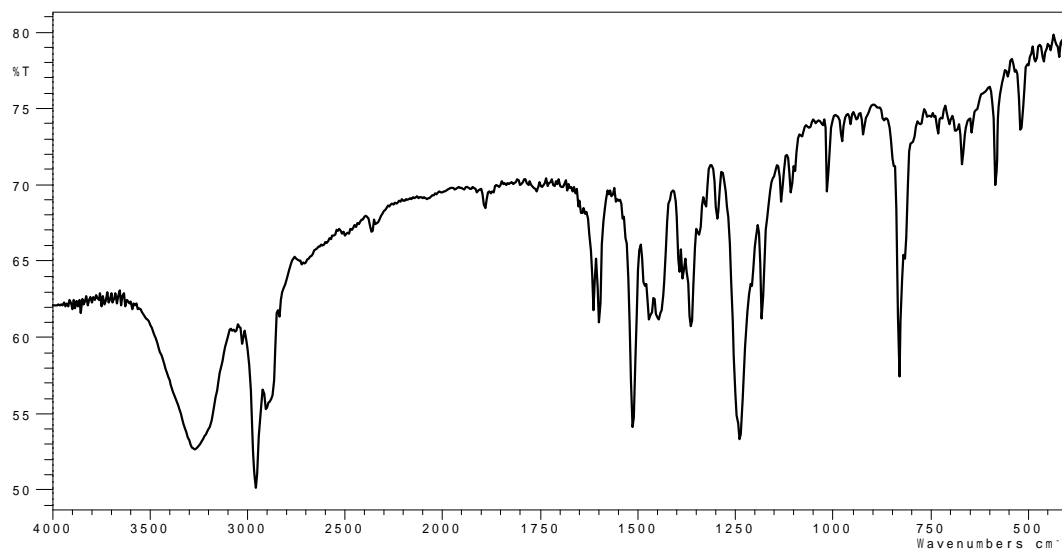
1. Spectral Data

Infrared Spectrometry

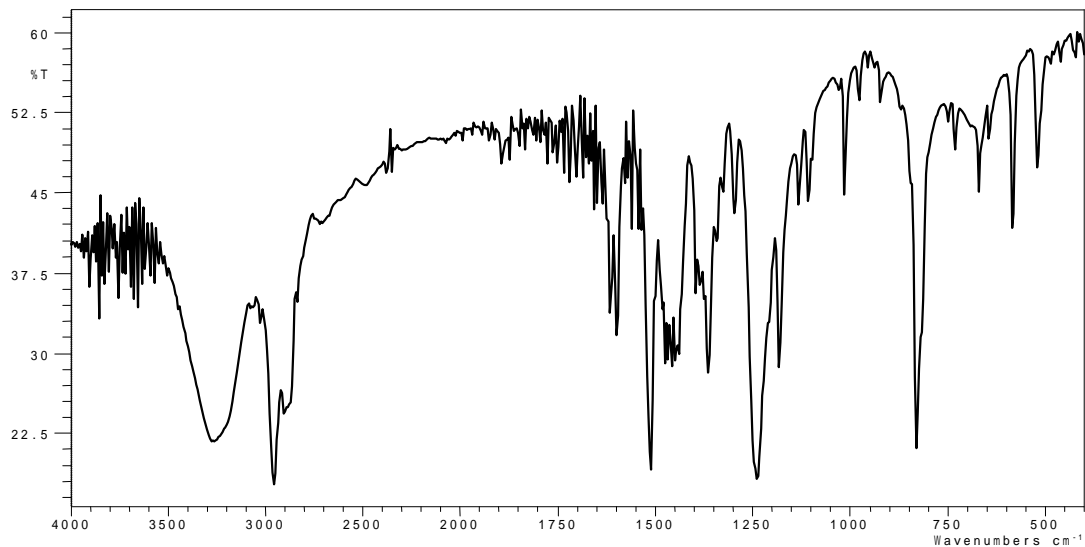
Instrument : Shimadzu IRAffinity-1

Cell : KBr

Resolution : 4 cm^{-1}



Infrared Spectrum of Test Substance (before use)



Infrared Spectrum of Test Substance (after use)

Result: The infrared spectra were not changed before used on 2018.3.30 and after used on 2018.10.9.

2. Conclusion: The test substance was stable for the period that the test substance had been used for the study.

APPENDIX 2-1

IDENTITY OF 2-METHOXY-5-METHYLANILINE

IDENTITY OF 2-METHOXY-5-METHYLANILINE

Test Substance : 2-Methoxy-5-methylaniline (Sigma-Aldrich Co. LLC.)

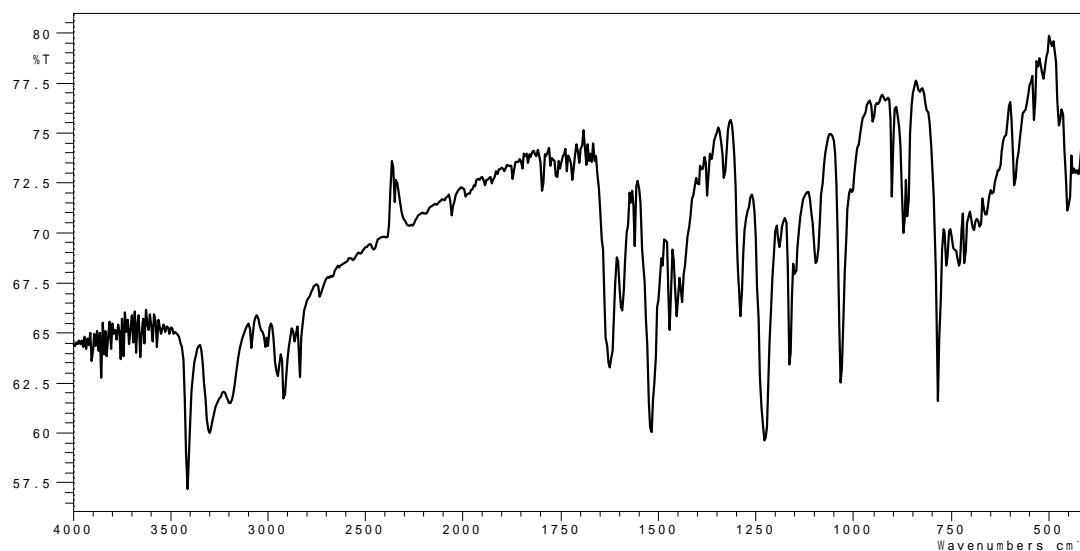
Lot No. : BCBR6445V

1. Spectral Data

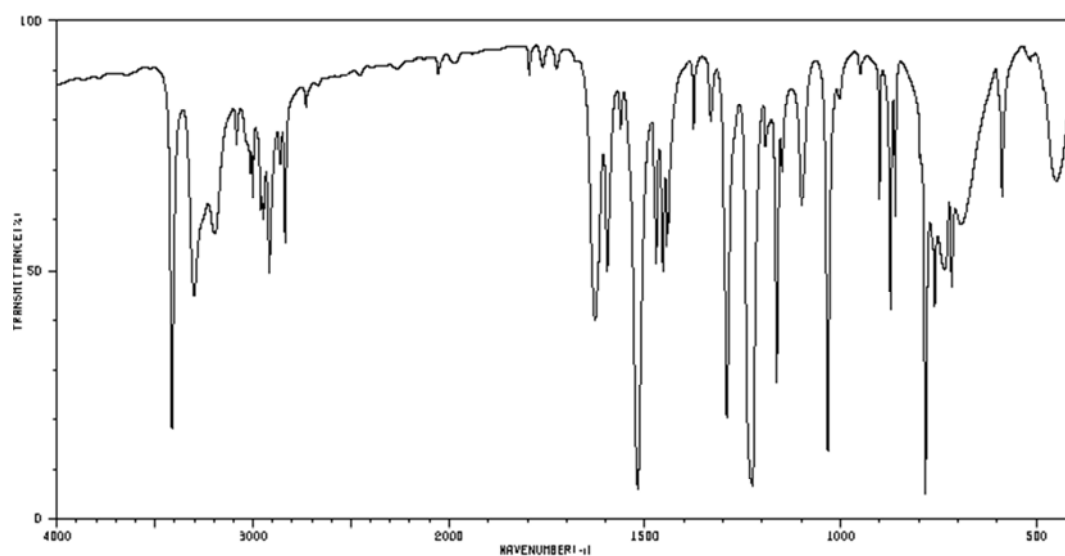
Infrared Spectrometry

Instrument : Shimadzu IRAffinity-1

Cell : KBr

Resolution : 4 cm^{-1} 

Infrared Spectrum of Test Substance



Infrared Spectrum of Literature Data*

Result: The infrared spectrum was consistent with literature spectrum.

* Performed by National Institute of Advanced Industrial Science and Technology.
Spectra Database for Organic Compounds, SDDBS.
https://sdbs.db.aist.go.jp/sdbs/cgi-bin/cre_index.cgi [accessed 2018/1/30]

2. Conclusion: The test substance was identified as 2-methoxy-5-methylaniline by infrared spectrum.

APPENDIX 2-2

STABILITY OF 2-METHOXY-5-METHYLANILINE

STABILITY OF 2-METHOXY-5-METHYLANILINE

Test Substance : 2-Methoxy-5-methylaniline (Sigma-Aldrich Co. LLC.)

Lot No. : BCBR6445V

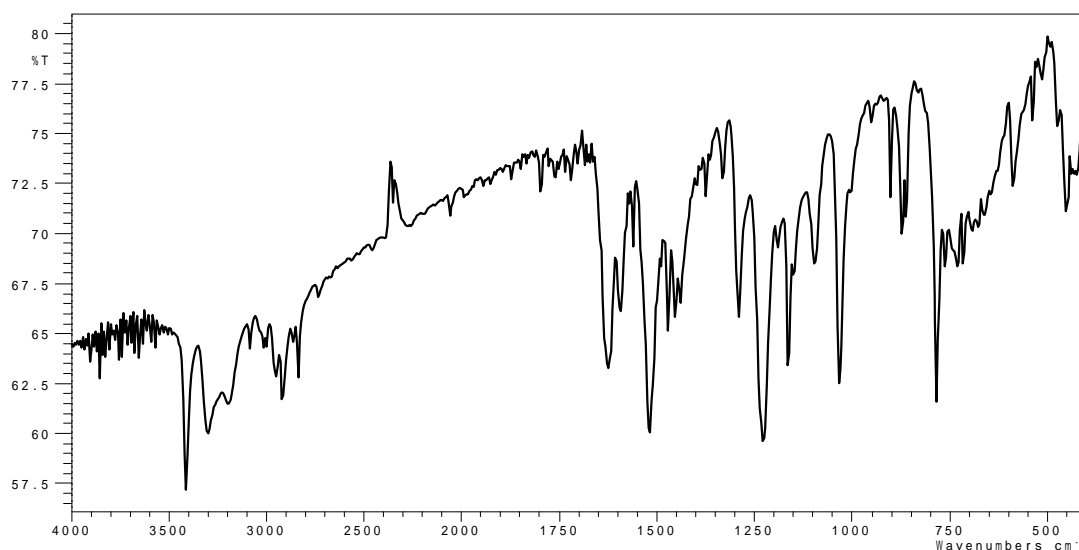
1. Spectral Data

Infrared Spectrometry

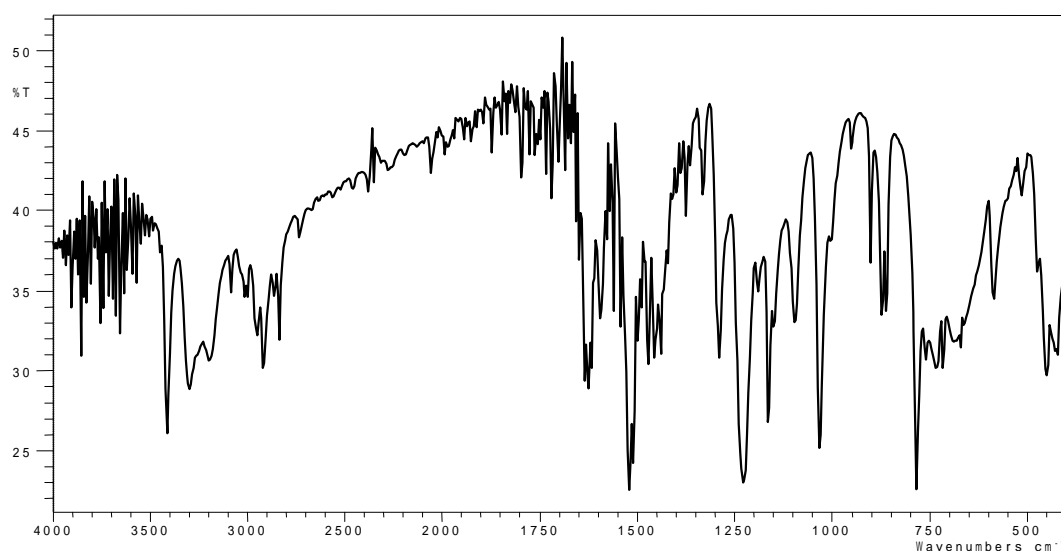
Instrument : Shimadzu IRAffinity-1

Cell : KBr

Resolution : 4 cm^{-1}



Infrared Spectrum of Test Substance (before use)



Infrared Spectrum of Test Substance (after use)

Result: The infrared spectra were not changed before used on 2018.3.30 and after used on 2018.10.9.

2. Conclusion: The test substance was stable for the period that the test substance had been used for the study.

APPENDIX 3-1

CONCENTRATION OF
4-(1,1,3,3-TETRAMETHYLBUTYL) PHENOL

CONCENTRATION OF 4-(1,1,3,3-TETRAMETHYLBUTYL) PHENOL

Analytical Method : The samples were analyzed by high performance liquid chromatography.

Instrument : Shimadzu LC-10 High Performance Liquid Chromatograph

Column : Kinetex® 5 µm C18 100 Å (4.6 mm × 15 cm)

Column Temperature: 40 °C

Mobile Phase : Acetonitrile : Distilled Water = 75 : 25

Flow Rate : 1 mL/min

Detector : UV (294 nm)

Injection Volume : 10 µL

Date Analyzed	Target Concentration		
	10 ^a	20	40
2018.04.02	9.55 ^b (95.5) ^c	19.3 (96.5)	39.4 (98.5)
2018.06.27	9.51 (95.1)	19.7 (98.5)	37.9 (94.8)

^a mg/mL

^b mg/mL (Mean measured concentration)

^c % (Mean measured concentration/target concentration × 100)

APPENDIX 3-2

HOMOGENEITY OF

4-(1,1,3,3-TETRAMETHYLBUTYL) PHENOL

HOMOGENEITY OF 4-(1,1,3,3-TETRAMETHYLBUTYL) PHENOL

Analytical Method : The samples were analyzed by high performance liquid chromatography.

Instrument : Shimadzu LC-10 High Performance Liquid Chromatograph

Column : Kinetex® 5 µm C18 100 Å (4.6 mm × 15 cm)

Column Temperature: 40 °C

Mobile Phase : Acetonitrile : Distilled Water = 75 : 25

Flow Rate : 1 mL/min

Detector : UV (294 nm)

Injection Volume : 10 µL

Date Analyzed	Target Concentration		
	10 ^a	20	40
2018.04.02	2.20 ^b	1.55	1.78
2018.06.27	1.26	2.03	1.32

^a mg/mL

^b Coefficient of Variation (%), (n=7)

APPENDIX 4-1

CONCENTRATION OF 2-METHOXY-5-METHYLANILINE

CONCENTRATION OF 2-METHOXY-5-METHYLANILINE

Analytical Method : The samples were analyzed by high performance liquid chromatography.

Instrument : Shimadzu LC-10 High Performance Liquid Chromatograph

Column : Kinetex® 5 µm C18 100 Å (4.6 mm × 15 cm)

Column Temperature: 40 °C

Mobile Phase : Acetonitrile : Distilled Water = 80 : 20

Flow Rate : 1 mL/min

Detector : UV (290 nm)

Injection Volume : 10 µL

	Target Concentration
Date Analyzed	30 ^a
2018.04.02	28.8 ^b (96.0) ^c
2018.06.27	28.7 (95.7)

^a mg/mL

^b mg/mL (Mean measured concentration)

^c % (Mean measured concentration/target concentration × 100)

APPENDIX 4-2

HOMOGENEITY OF 2-METHOXY-5-METHYLANILINE

HOMOGENEITY OF 2-METHOXY-5-METHYLANILINE

Analytical Method : The samples were analyzed by high performance liquid chromatography.

Instrument : Shimadzu LC-10 High Performance Liquid Chromatograph

Column : Kinetex® 5 µm C18 100 Å (4.6 mm × 15 cm)

Column Temperature: 40 °C

Mobile Phase : Acetonitrile : Distilled Water = 80 : 20

Flow Rate : 1 mL/min

Detector : UV (290 nm)

Injection Volume : 10 µL

	Target Concentration
Date Analyzed	30 ^a
2018.04.02	0.694 ^b
2018.06.27	1.05

^a mg/mL

^b Coefficient of Variation (%), (n=7)

APPENDIX 5-1

STABILITY OF 4-(1,1,3,3-TETRAMETHYLBUTYL) PHENOL
IN THE OLIVE OIL (STUDY NO. 8042)

STABILITY OF 4-(1,1,3,3-TETRAMETHYLBUTYL) PHENOL IN THE OLIVE OIL
(STUDY NO. 8042)

Analytical Method : The samples were analyzed by high performance liquid chromatography.
 Instrument : Shimadzu LC-10 High Performance Liquid Chromatograph
 Column : Kinetex® 5 µm C18 100 Å (4.6 mm × 15 cm)
 Column Temperature: 40 °C
 Mobile Phase : Acetonitrile : Distilled Water = 75 : 25
 Flow Rate : 1 mL/min
 Detector : UV (294 nm)
 Injection Volume : 10 µL

Date Analyzed	Target Concentration	
	0.6 ^a	60
2017.06.08	0.576 (100) ^b	56.7 (100)
2017.06.16 ^c	0.603 (105)	59.0 (104)

^a mg/mL

^b % (Percentage was based on the concentration at the date of preparation)

^c The samples were stored in a dark place at refrigerated.

The result of study No.8042 on Japan Bioassay Research Center was referred to the data of stability of the test sample for this study.

APPENDIX 5-2

STABILITY OF 2-METHOXY-5-METHYLANILINE IN THE
OLIVE OIL (STUDY NO. 8046)

STABILITY OF 2-METHOXY-5-METHYLANILINE IN THE OLIVE OIL (STUDY NO. 8046)

Analytical Method : The samples were analyzed by high performance liquid chromatography.
 Instrument : Shimadzu LC-10 High Performance Liquid Chromatograph
 Column : Kinetex® 5 µm C18 100 Å (4.6 mm × 15 cm)
 Column Temperature: 40 °C
 Mobile Phase : Acetonitrile : Distilled Water = 80 : 20
 Flow Rate : 1 mL/min
 Detector : UV (290 nm)
 Injection Volume : 10 µL

Date Analyzed	Target Concentration	
	20 ^a	40
2017.11.09	19.7 (100) ^b	39.4 (100)
2017.11.17 ^c	19.5 (99.0)	39.4 (100)

^a mg/mL

^b % (Percentage was based on the concentration at the date of preparation)

^c The samples were stored in a dark place at refrigerated.

The result of study No.8046 on Japan Bioassay Research Center was referred to the data of stability of the test sample for this study.

APPENDIX 6

METHODS, UNITS AND DECIMAL PLACE FOR HEMATOLOGY AND BIOCHEMISTRY

METHODS, UNITS AND DECIMAL PLACE FOR HEMATOLOGY AND BIOCHEMISTRY

Item	Method	Unit	Decimal place
Hematology			
Red blood cell (RBC)	Hydrodynamically focussed DC detection method ¹⁾	$\times 10^6/\mu\text{L}$	2
Hemoglobin(Hgb)	SLS-Hemoglobin method ¹⁾	g/dL	1
Hematocrit(Hct)	Hydrodynamically focussed DC detection method ¹⁾	%	1
Mean corpuscular volume(MCV)	Calculated as $\text{Hct}/\text{RBC} \times 10$ ¹⁾	fL	1
Mean corpuscular hemoglobin(MCH)	Calculated as $\text{Hgb}/\text{RBC} \times 10$ ¹⁾	pg	1
Mean corpuscular hemoglobin concentration (MCHC)	Calculated as $\text{Hgb}/\text{Hct} \times 100$ ¹⁾	g/dL	1
Platelet	Hydrodynamically focussed DC detection method ¹⁾	$\times 10^3/\mu\text{L}$	0
Reticulocyte	Flow cytometry method using semiconductor laser ¹⁾	%	1
White blood cell(WBC)	Flow cytometry method using semiconductor laser ¹⁾	$\times 10^3/\mu\text{L}$	2
Differential WBC	Flow cytometry method using semiconductor laser ¹⁾	%	1
Biochemistry			
Total protein(TP)	Biuret method ²⁾	g/dL	1
Albumin (Alb)	BCG method ²⁾	g/dL	1
A/G ratio	Calculated as $\text{Alb}/(\text{TP} - \text{Alb})$ ²⁾	-	1
T-bilirubin	BOD method ²⁾	mg/dL	2
Glucose	GlcK• G-6-PDH method ²⁾	mg/dL	0
T-cholesterol	CE• COD• POD method ²⁾	mg/dL	0
Triglyceride	MGLP• GK• GPO• POD method ²⁾	mg/dL	0
Phospholipid	PLD• ChOD• POD method ²⁾	mg/dL	0
Aspartate aminotransferase (AST)	JSCC method ²⁾	U/L	0
Alanine aminotransferase (ALT)	JSCC method ²⁾	U/L	0
Lactate dehydrogenase (LDH)	JSCC method ²⁾	U/L	0
Alkaline phosphatase (ALP)	JSCC method ²⁾	U/L	0
γ -Glutamyl transpeptidase (γ -GTP)	JSCC method ²⁾	U/L	1
Creatine kinase (CK)	JSCC method ²⁾	U/L	0
Urea nitrogen	Urease• GLDH method ²⁾	mg/dL	1
Sodium	Ion selective electrode method ²⁾	mEq/L	0
Potassium	Ion selective electrode method ²⁾	mEq/L	1
Chloride	Ion selective electrode method ²⁾	mEq/L	0
Calcium	OCPC method ²⁾	mg/dL	1
Inorganic phosphorus	PNP• XOD• POD method ²⁾	mg/dL	1

1) Automated Hematology Analyzer (XN-2000V : Sysmex Corporation)

2) Automatic analyzer (Hitachi 7080 : Hitachi,Ltd.)

4-(1, 1, 3, 3-テトラメチルブチル)フェノールの p53 ヘテロ欠損マウスを用いた強制経口投与による中期がん原性試験結果概要

日本バイオアッセイ研究センター

1 被験物質

1-1 名称等

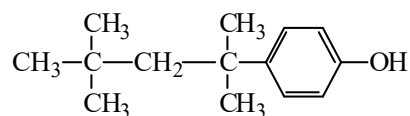
名 称：4-(1, 1, 3, 3-テトラメチルブチル)フェノール

別 名：4-*tert*-Octylphenol

CAS 番号：140-66-9

1-2 構造式及び分子量（文献1）

構 造 式：



分 子 量：206.33

1-3 物理化学的性状等（文献1, 2）

性 状：白色～ほとんど白色、結晶～粉末

融 点：83°C

沸 点：279°C

溶 解 性：水にほとんど溶けない、エタノール及びアセトンに溶けやすい

保管条件：室温、暗所に保管

1-4 製造量等（文献3）

製造、輸入量：23,364 t（平成29年度）

1-5 用途（文献1）

樹脂、非イオン界面活性剤及びゴム添加剤の製造の中間体

1-6 許容濃度等

管理濃度：未設定

日本産業衛生学会：未設定

米国産業衛生専門家会議（ACGIH）：未設定

国際がん研究機関（IARC）：情報なし

ドイツ研究振興協会（DFG）：MAK value 0.5ml/m³(ppm) (4.3mg/m³)（文献4）

1-7 遺伝毒性

微生物を用いる変異原性試験（Ames試験）：陰性（文献1, 5）

CHL/IU 細胞を用いる染色体異常試験：陽性（文献6）

2 目的

4-(1,1,3,3-テトラメチルブチル)フェノールを遺伝子改変マウス (p53 ヘテロ欠損マウス) に 26 週間強制経口投与し、そのがん原性を検索した。

3 方法

媒体対照群、被験物質投与群 3 群及び陽性対照群 (2-Methoxy-5-methylaniline, *p*-Cresidine) の構成で、媒体対照群と被験物質投与群は雌雄とも各 25 匹/群、陽性対照群は 15 匹/群とした。投与は毎日 1 回の強制経口投与 (26 週間) とし、投与用量は、雌雄とも、0 (オリブ油)、50、100 及び 200 mg/kg BW、陽性対照物質は、雌雄とも 300 mg/kg BW とした。観察・検査として、一般状態の観察、体重及び摂餌量の測定、血液学的検査、血液生化学的検査、尿検査、解剖時の肉眼的観察、臓器重量測定及び病理組織学的検査を行った。

4 26 週間試験の投与用量設定理由

本試験の投与用量は、4 週間 (28 日間) 用量設定試験の結果を基に設定した。雌雄の C57BL/6J マウスを用いて、1 群当たり各 10 匹の動物に 0 (オリブ油)、30、100、200 及び 300 mg/kg BW の用量で、毎日、4 週間強制経口投与した。

その結果、雌の 300 mg/kg で 1 匹の死亡が認められ、腎臓病変による死亡と推察された。試験終了時の最終体重に差はみられなかった。

被験物質の毒性標的器官は主に腎臓 (重量増加、近位尿細管の再生、尿素窒素の高値等)、肝臓 (重量増加、総コレステロール、トリグリセライド、リン脂質及び γ -GTP の高値等) 及び血液/造血系 (ヘモグロビン濃度及びヘマトクリット値の低値等) であると考えられた。雌の 300 mg/kg では、腎臓病変による死亡が 1 例認められ、雌雄 300 mg/kg に認められた近位尿細管の再生像は広範囲にみられ、尿細管への傷害も広範囲に起きたと判断できることから、300 mg/kg は 26 週間試験の最高用量としては高すぎると考えられる。一方、200 mg/kg では、近位尿細管の再生像は全例にみられるものの、その程度は減弱し、体重増加に抑制はみられていない。また、血液学的検査、血液生化学的検査及び臓器重量への影響も減弱していることから、200 mg/kg は 26 週間の投与に耐えうる用量であると判断した。従って、本試験の高用量は 200 mg/kg BW に設定し、公比 2 で除して中用量を 100 mg/kg BW、低用量を 50 mg/kg BW とした。

陽性対照物質の投与用量は、国際共同検証試験 (ILSI/HESI) (文献 7) の方法を参考に、4 週間毒性試験を実施し、その結果を基に雌雄とも 300 mg/kg BW とした。

5 結果

動物の生存率は、媒体対照群と比較して雌雄とも 200 mg/kg 群で低下が認められた (生存率: 図 1)。一般状態では、雌雄とも被験物質投与の影響と考えられる異常所見は認められなかったが、体重は雌雄の 200 mg/kg 群で増加抑制が認められた (体重推移: 図 2)。なお、摂餌量は投与期間を通して媒体対照群との間に差は認められなかった。

病理組織学的検査の結果

—雄—

① 腫瘍性病変(表 1)

全ての臓器において、被験物質投与による腫瘍の発生増加は認められなかった。

② 非腫瘍性病変

<腎臓>

慢性腎炎の発生増加が 50 mg/kg 以上の群で認められ、投与用量に依存して発生例数の増加と程度の増強がみられた。病変の程度は 50 mg/kg 群で軽度、100 mg/kg 群で軽度から中等度、200 mg/kg 群で中等度から重度であった。本病変の形態像は、硝子円柱の出現や尿細管の変性・壊死あるいは再生や線維化、間質領域の炎症性変化であり、尿細管障害による間質性腎炎の終末像とする腎病変で、ここでは慢性腎炎とする。

200 mg/kg で生存率の低下がみられた主な原因はこの腎臓病変によるものであった。

<骨>

骨異栄養症の発生増加が 200 mg/kg 群で認められ、病変の程度は軽度であった。骨異栄養症には、破骨細胞による骨吸収と骨細胞や骨芽細胞による類骨形成を認めた。

—雌—

① 腫瘍性病変(表 2)

全ての臓器において、被験物質投与による腫瘍の発生増加は認められなかった。

② 非腫瘍性病変

<腎臓>

慢性腎炎の発生増加が 50 mg/kg 以上の群で認められ、投与用量に依存して発生例数の増加と程度の増強がみられた。病変の程度は 50 mg/kg 群で軽度、100 mg/kg 群で軽度から重度、200 mg/kg 群で中等度から重度であった。慢性腎炎の形態は雄と同様であった。

200 mg/kg で生存率の低下がみられた主な原因はこの腎臓病変によるものであった。

<骨>

骨異栄養症の発生増加が 50 mg/kg 以上の群で認められ、投与用量に依存して発生例数の増加と程度の増強がみられた。病変の程度は 50 mg/kg 群及び 100 mg/kg 群でいずれも軽度、200 mg/kg 群で軽度から中等度であった。骨異栄養症の形態は雄と同様であった。

6 まとめ

p53 ヘテロ欠損マウスを用いて、4-(1, 1, 3, 3-テトラメチルブチル)フェノールの 26 週間にわたる強制経口投与によるがん原性試験を行った結果、雌雄 p53 ヘテロ欠損マウスに対するがん原性を示す証拠は得られなかった (no evidence of carcinogenic activity) と結論された。

7 陽性対照物質 (2-Methoxy-5-methylaniline : *p*-Cresidine) の評価 (表 3, 4)

陽性対照物質として、2-Methoxy-5-methylaniline を 26 週間反復強制経口投与 (雌雄 15 匹、300 mg/kg BW) した。

腫瘍性病変の発生は、雌雄とも膀胱に認められ、雄では移行上皮癌の発生、移行上皮乳頭腫と移行上皮癌を合わせた発生がそれぞれ有意な増加を示した。雌では扁平上皮乳頭腫と移行上皮乳頭腫を合わせた発生が有意な増加を示した。また、前腫瘍性病変である乳頭状ないし結節状過形成 (PN 過形成) は、雌雄ともに有意な発生増加を示した。

以上より、雌雄とも陽性対照物質投与による膀胱腫瘍及び前腫瘍性病変の発生増加が認められ、本試験の有効性が確認された。

表1 4-(1, 1, 3, 3-テトラメチルブチル)フェノールの中期がん原性試験における腫瘍発生 (p53 ヘテロ欠損マウス 雄)

投与用量 (mg/kg)		0	50	100	200	Peto 検定	Cochran- Armitage 検定
検査動物数		25	25	25	25		
副腎	皮質腺腫	0	0	0	1		
胸腺	悪性リンパ腫 [#]	0	1	0	0		

上段：上皮系腫瘍 下段：非上皮系腫瘍

表2 4-(1, 1, 3, 3-テトラメチルブチル)フェノールの中期がん原性試験における腫瘍発生 (p53 ヘテロ欠損マウス 雌)

投与用量 (mg/kg)		0	50	100	200	Peto 検定	Cochran- Armitage 検定
検査動物数		25	25	25	25		
皮下組織	軟骨腫	0	0	0	1		
	肉腫 NOS [#]	0	1	0	0		
リンパ節	悪性リンパ腫 [#]	1	0	0	0		
骨	骨肉腫 [#]	0	0	0	1		

非上皮系腫瘍

[#]：悪性腫瘍

*： $p \leq 0.05$ で有意

**： $p \leq 0.01$ で有意

(Fisher 検定)

↑： $p \leq 0.05$ で有意増加

↑↑： $p \leq 0.01$ で有意増加

(Peto, Cochran-Armitage 検定)

↓： $p \leq 0.05$ で有意減少

↓↓： $p \leq 0.01$ で有意減少

(Cochran-Armitage 検定)

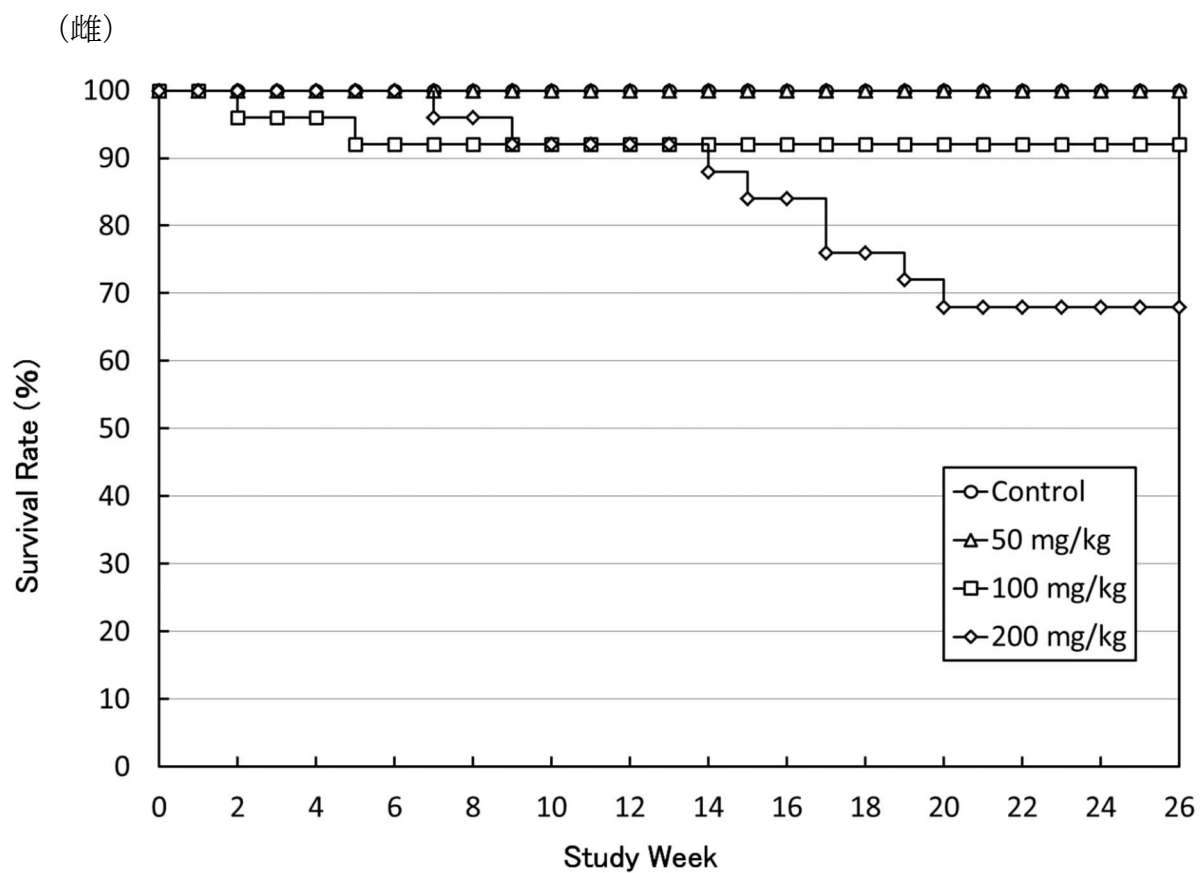
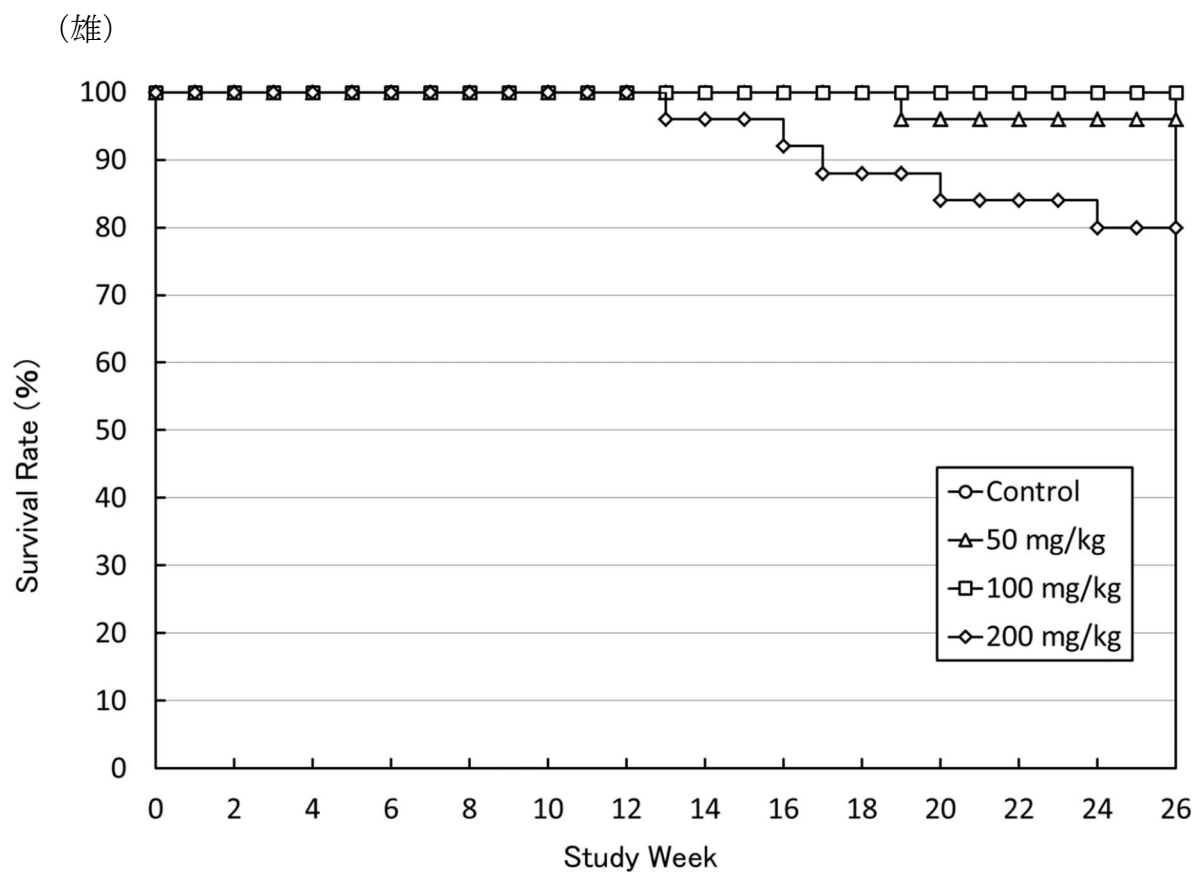


図1 4-(1, 1, 3, 3-テトラメチルブチル)フェノールの中期がん原性試験における生存率 (p53 ヘテロ欠損マウス)

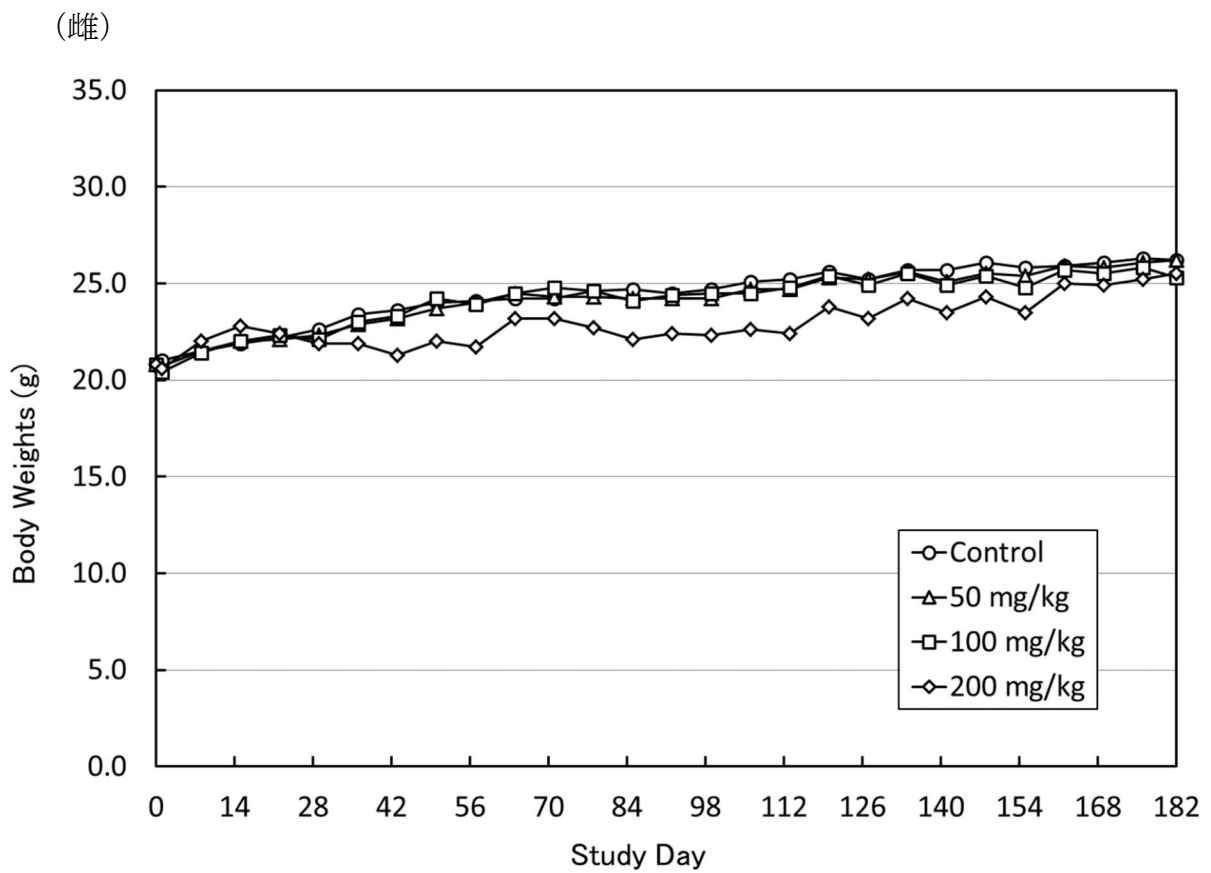
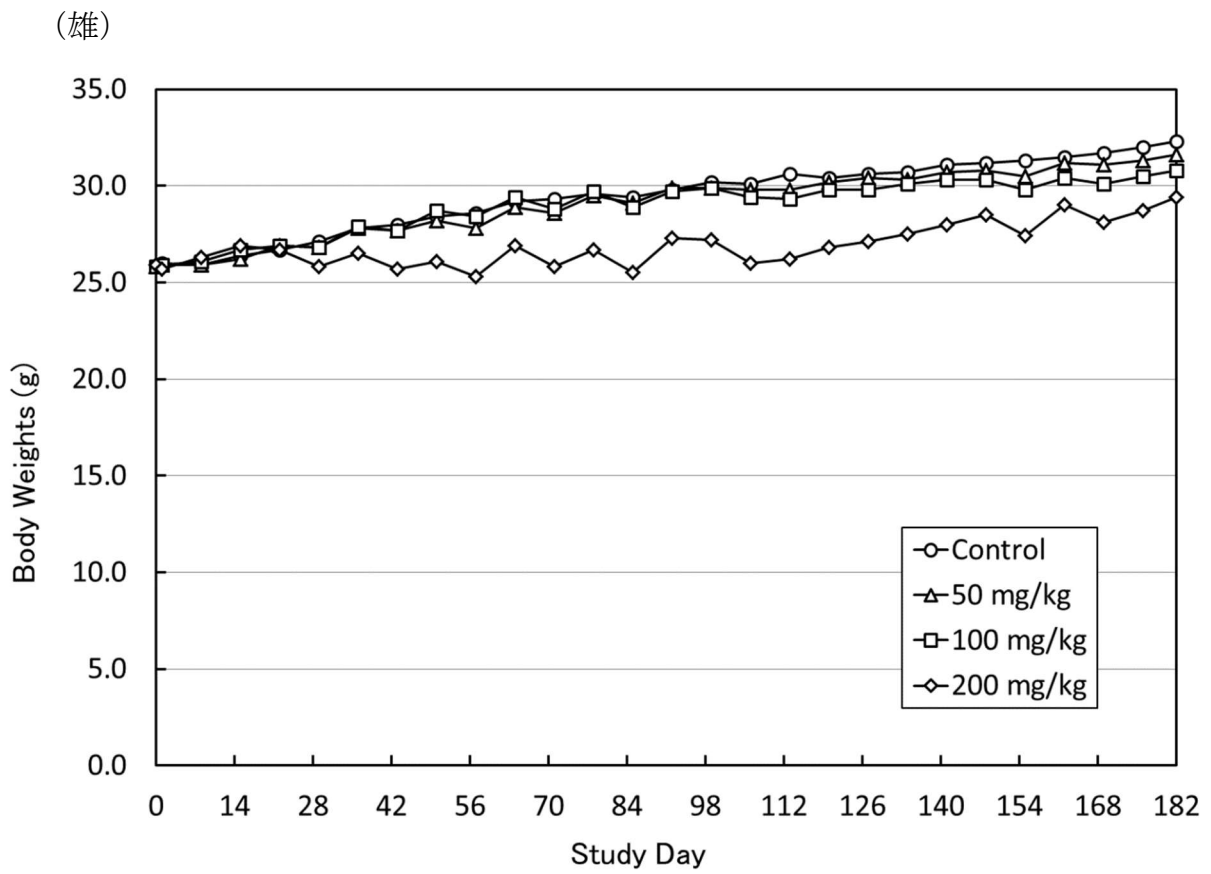


図2 4-(1, 1, 3, 3-テトラメチルブチル)フェノールの中期がん原性試験における体重推移 (p53 ヘテロ欠損マウス)

表 3 陽性対照 (2-Methoxy-5-methylaniline) の中期がん原性試験
 における主な腫瘍発生 (p53 ヘテロ欠損マウス 雄)

投 与 用 量 (mg/kg)		媒体対照	陽性対照
		0	300
検査動物数		25	15
膀胱	移行上皮乳頭腫	0	2
	移行上皮癌 [#]	0	3 *
	移行上皮乳頭腫 + 移行上皮癌 [#]	0	5 **

上皮系腫瘍

表 4 陽性対照 (2-Methoxy-5-methylaniline) の中期がん原性試験
 における主な腫瘍発生 (p53 ヘテロ欠損マウス雌)

投 与 用 量 (mg/kg)		媒体対照	陽性対照
		0	300
検査動物数		25	15
膀胱	扁平上皮乳頭腫	0	2
	移行上皮乳頭腫	0	1
	扁平上皮乳頭腫 + 移行上皮乳頭腫	0	3 *
リンパ節	悪性リンパ腫 [#]	1	0

上段：上皮系腫瘍 下段：非上皮系腫瘍

[#]：悪性腫瘍

*： $p \leq 0.05$ で有意

**： $p \leq 0.01$ で有意

(Fisher 検定)

文献

1. Organisation for Economic Co-operation and Development (OECD). 1995. OECD SIDS. PHENOL, 4-(1,1,3,3-TETRAMETHYLBUTYL)-. SIDS Initial Assessment Report for SIAM3.
2. 東京化成工業(株). 2017. 4-(1,1,3,3-Tetramethylbutyl)phenol 安全データシート.
3. 経済産業省. 2019. 優先評価化学物質の製造・輸入数量 (29年度実績)
4. Deutsche Forschungsgemeinschaft (DFG) 2018. 4-tert-Octylphenol: MAK Value Documentation. The MAK Collection for Occupational Health and Safety 2018, Vol 3, No 3 pp1137-1150.
5. 日本化学物質安全・情報センター編. 2000. 労働安全衛生法有害性調査制度に基づく既存化学物質変異原性試験データ集, 東京: 日本化学物質安全・情報センター, 補遺2版. 95-98.
6. 日本化学物質安全・情報センター編. 2008. 労働安全衛生法有害性調査制度に基づく既存化学物質変異原性試験データ集, 東京: 日本化学物質安全・情報センター, 補遺4版. 190-191.
7. Robinson DE, MacDonald JS. 2001. Background and framework for ILSI's collaborative evaluation program on alternative models for carcinogenicity assessment. Toxicol Pathol 29 (Suppl.): 13-19.