



“Reinforcement construction and Reinforcement joint work”

The important points for Safety and health

General in site works

(1) Particularly important safety signs

Keep Out

- * Never enter because it is a dangerous place!



Opening caution

- * Don't fall because there is a big opening!
- * Never turn your back to the opening!



Mind your head

- * Something may fall from above!
- * You may hit your head!



Mind the step

- * Be careful of steps and stumbling!
- * Often fall down by stepping on materials!



Personal fall arrest system

- * You must use the Personal fall arrest systems



Electric shock

- * Risk of an electric shock! Be careful!
- * Confirmation such as grounding is also required!



(2) About the usage of the personal fall arrest systems (fall prevention harness)

Be sure to use the personal fall arrest systems (fall prevention harness) at a height of 2m or more!



A worker will suffer a fracture due to impact when dropped.

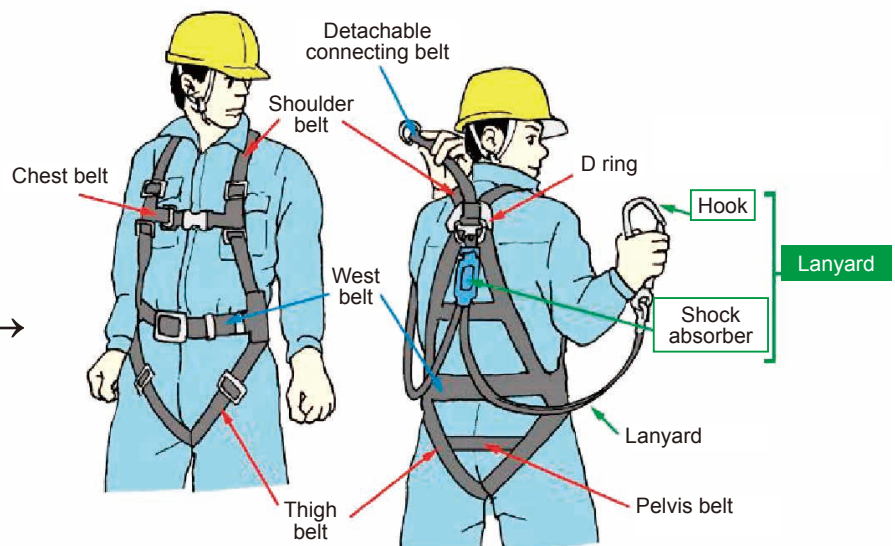


Let's use the personal fall arrest systems (fall prevention harness) at a height of 2 m or more
This is your duty!!

The personal fall arrest systems (fall prevention harness) should be hooked higher than the waist.

Correct wearing of the full harness type personal fall arrest systems (full harness type of fall prevention harness)

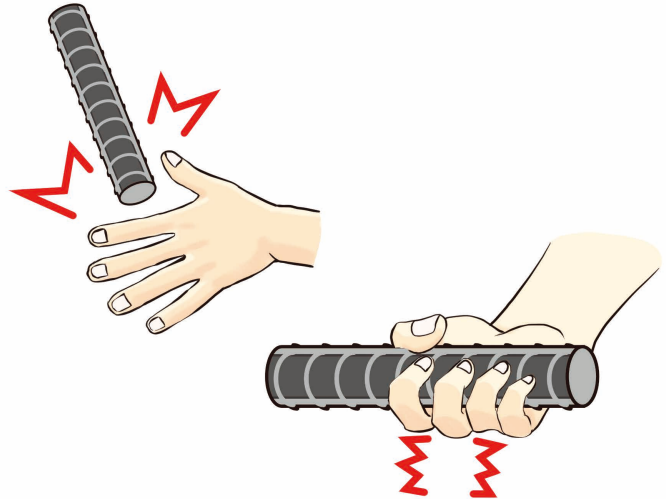
Check the looseness!→



(3) Handling heavy and long items

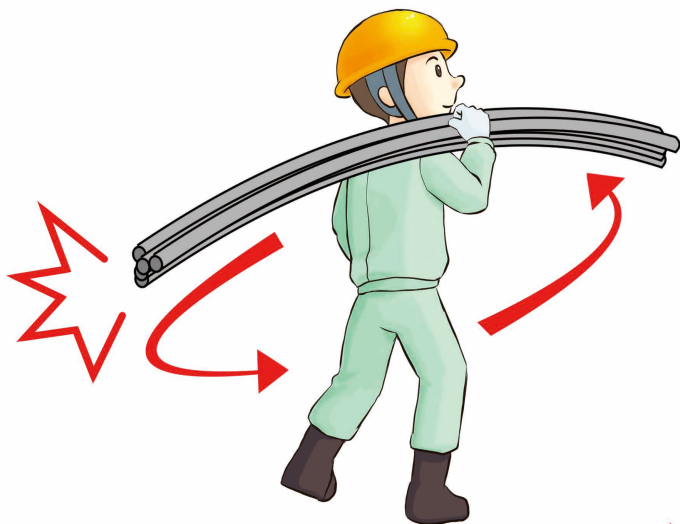
Attention is necessary because accidents caused by large-diameter rebars are numerous!

- * Even a small pinch can easily break a finger.




Injuries are often caused by long objects!

- * Swing of re-bars may injure people around you.



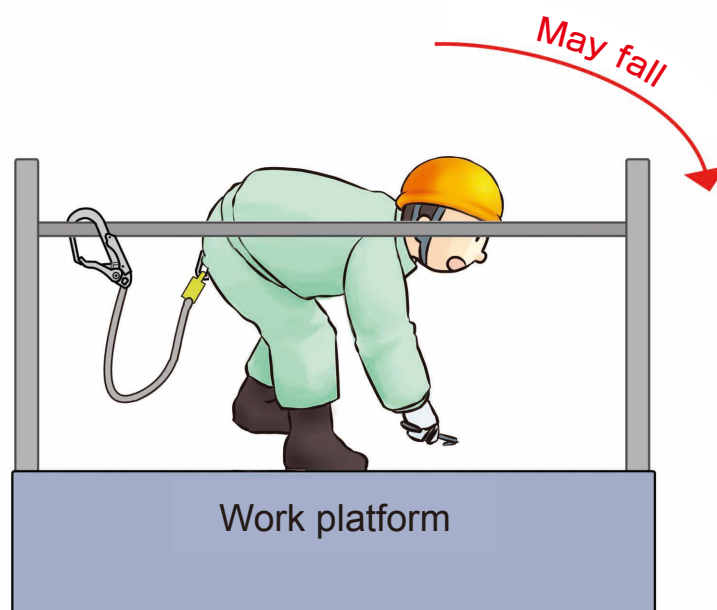
- * Sometimes workers are out of balance by bringing re-bars with two people.



Match the timing of raising and lowering materials by call out to each other.


(4) About work at the end and around an opening

- * When working around the edges or an opening, be sure to use a personal fall arrest system (fall prevention harness)!



- * Never turn your back toward the edge or an opening!

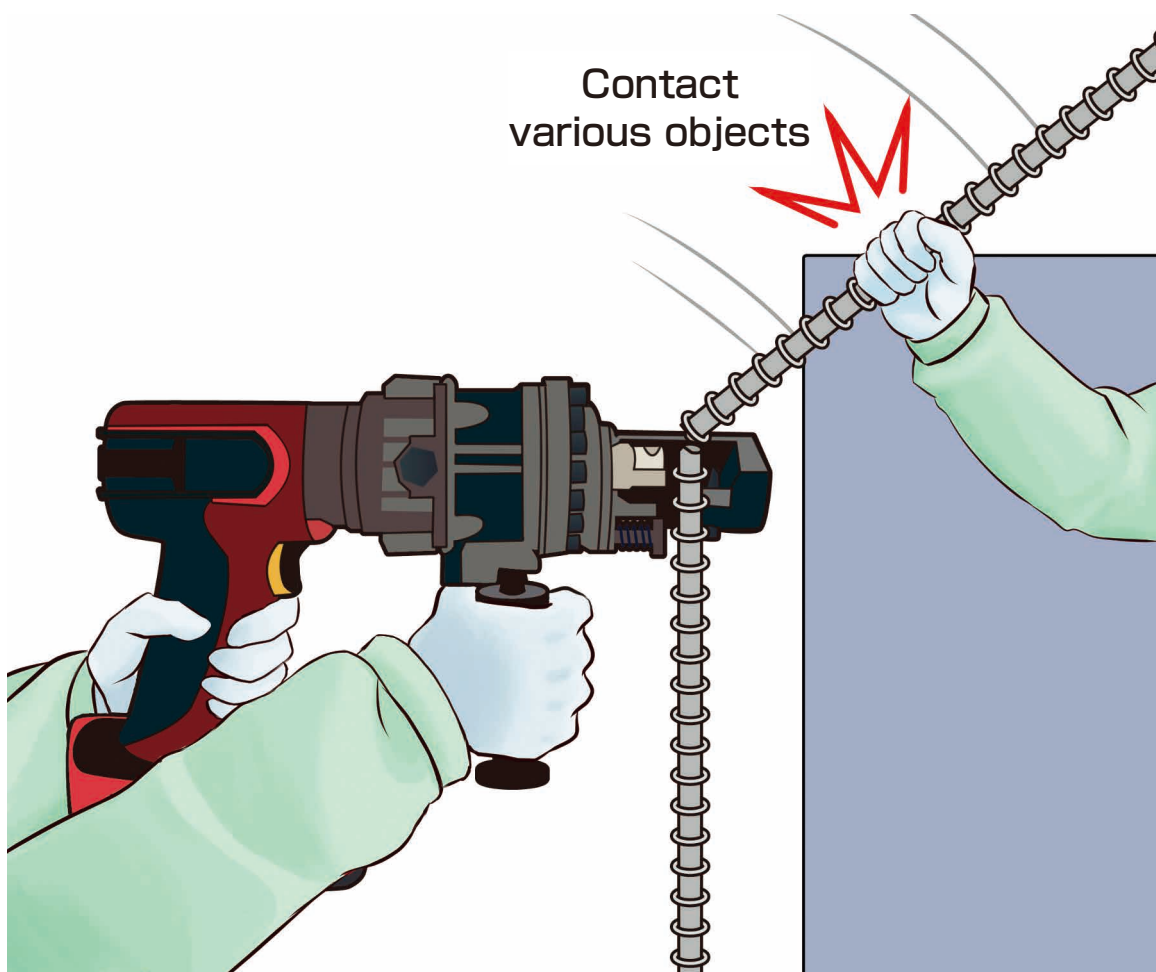
Too much focus on work and forget the behind causes falling!!



(5) Proper use of power tools

Proper use of electric cutters and electric bending machines

- * There are many cases that a finger gets caught before a re-bar is completely cut.



- * There are many cases that leather gloves get caught by an electric bending machine!

(6) About accidents caused by trips or falls

Falling is the second most common accident next to flying objects and falling! Check your feet carerfully!


- * Be careful because there are many cases that break your hand by stumbling on a step or an object!

Be careful especially when
you are carrying materials.



- * There are many accidents in which the reinforcement bar rolls over and a worker fell. Materials should be stored in a certain place!

The worker fell down
due to the rolling over
of materials.

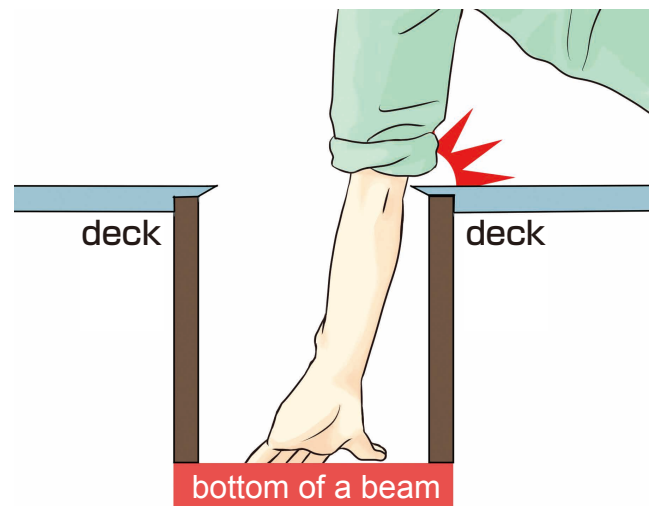


(7) About various sharp objects

Reconfirm that there are various sharp objects in a construction site.

There are many cases where a cut of a reinforcement bar leads to a serious injury!

- * Be careful as there are many sharp objects such as the edge of a deck slab and a truss deck with reinforcement bars!
- * There are many cases in which an arm is caught and injured when pick up an object that fell on the bottom of a beam form.



- * Be careful as there are many accidents when putting your hands when binding a lower re-bar in a beam or adjusting a main re-bar in the beam!



(8) To avoid injuries in a construction site (summary)

- Remember the places you must not enter or go through!
- Use a personal fall arrest system (fall prevention harness) at a height of 2m or more from the floor!
- There are many accidents caused by large-diameter rebars, so be extremely careful when handling them!
- There are also many accidents caused by long objects, so handle with the proper weight and number of people without straining oneself!
- Note that there are many cases of falling down, such as portion of under construction (ends) and openings!
- There are many accidents caused by power tools, so be careful when handling them!
- A construction site is difficult to walk and slippery. Remind yourself that it is a very dangerous place!
- Be careful not to rub, bump, or hit, because there are many sharp objects in a construction site!

While working in a construction site, you can easily forget that you are working in a dangerous place and get used to the environment. Always keep in mind that you are cheek by jowl with the danger.