



Common items: Construction sites general

The important points for Safety and health

(1) The education at the time of recruitment, the sending-off education, and the newcomer education.

The Occupational Safety and Health Act stipulates that employers should provide various health and safety education. You can get education you need.

1. Education at the Time of Employment:

When employing a worker, conduct the safety and health education on the work to be engaged.

2. Training for newcomers:

The training for newcomers includes site conditions, work outlines, hazardous locations, and site rules. (After checking the work experience, state of health, etc. of the person, the information is used as a reference for appropriate arrangement.)

* In addition to the above, employers provide safety training and other sending-off education before sending workers to construction sites. Furthermore, in order to carry out dangerous works such as operating a mobile crane, it is necessary to obtain a license stipulated by the law and to take the skill training course and the special education.



(2) Examples of occupational accident at a construction site

Crane falling



Flying and falling objects during a demolition work



Landslide



Fall from a stepladder



Run over by a backhoe shovel



Fall during scaffold assembling work



Fall from a ladder

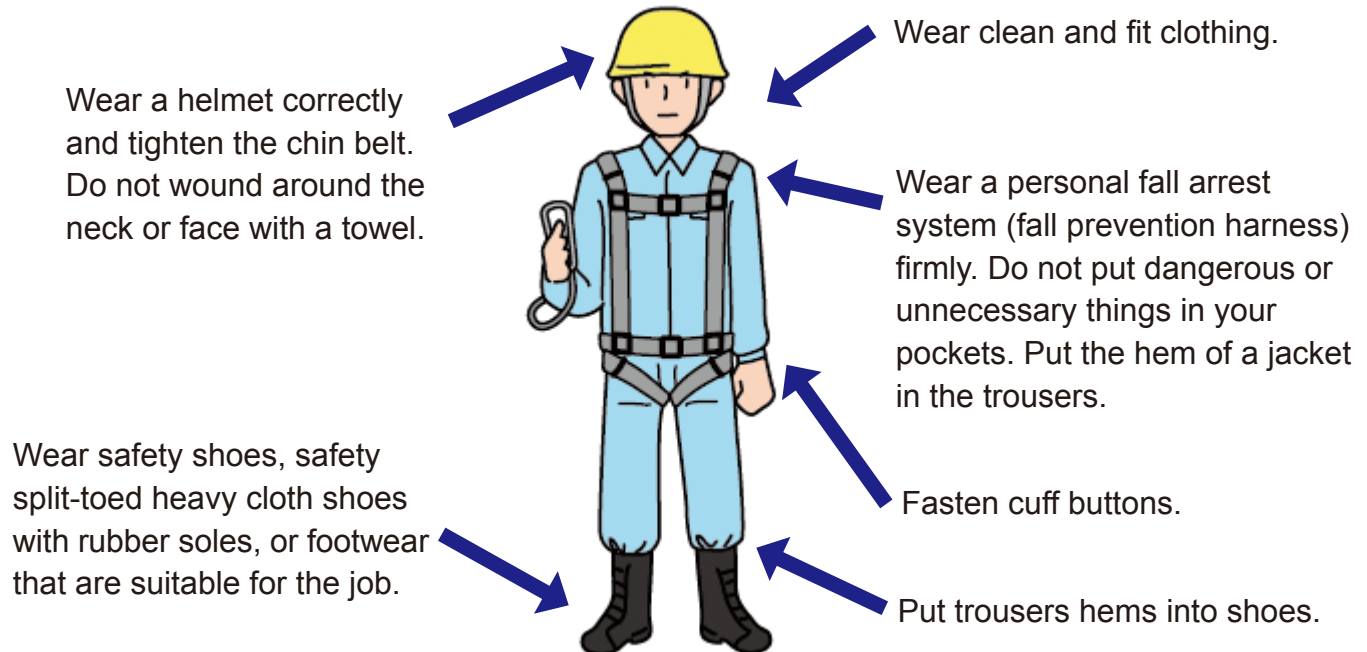


Caught by a suspended load



(3) Appropriate clothing


The first step in safety is to wear properly!



* As a rule, the personal fall arrest systems should be a full harness type, but if the height is 5m or less, a “waist belt type” can be used.

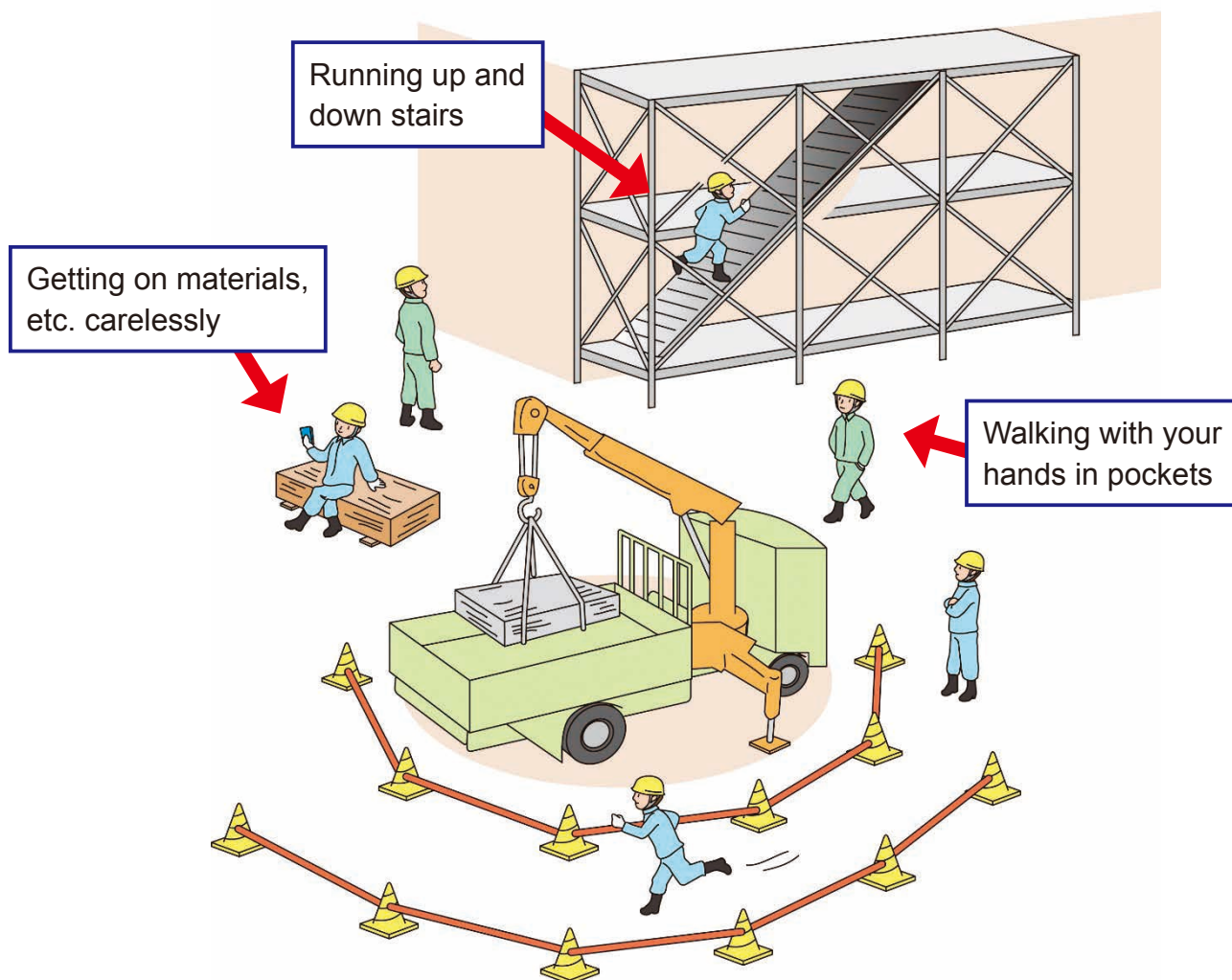
[Appropriate protective equipment]

It is stipulated that the necessary protective equipment should be worn according to the work, and that the personal protective equipment is properly worn to protect yourself.



(4) Safety rules in a construction site

These activities are prohibited!




Matters to follow

- Be sure to use safety passages.
- Do not enter the operating radius of heavy machines.
- Do not approach material storage places carelessly.
- Use the designated lifting equipment when moving to work places on a second floor or higher.
- Rest places must be designated locations and time zones.
- Work contents must be strictly followed the instructions given by a foreman or a supervisor.

(5) The STCC Activity (Sorting-Tidy- Clean-Cleanliness)

STCC: Sorting, Tidy, Clean, Cleanliness

The basis of safety is tidy. At a construction site, a stumbling and falling accidents are endless, but if things are tidy and put in order, or there are no stumbling blocks, stumbling accidents can be eliminated.



[At the end of work]



- Let's clean up after the work.
- Let's restore the facility.

(6) Safe construction cycle

The safety construction cycle involves various safety activities into the daily work at a construction site.

[Daily safe construction cycle]



(7) The risk prediction activity at a work place



By visiting the place where the work is going to be carried out, discuss “Dangers in the work at the place on that day, and what kind of attention should be paid when working here.” by all members involved.

1. Think about potential danger if you work here under the given directions.

(Examples)

- Are there any openings easy to fall into on the work floor?
- Are there any places possible to contact with machines?
- Are you instructed different work than usual?

2. Tell anything you thought to a person in charge.

3. If you do not satisfy an instruction from a person in charge of the work, confirm it until you understand.

(8) Examples of unified safety signs



Keep out




No smoking



No fire



No parking



General prohibition



Mind your head



Mind your feet



Mind opening



Electricity



Attention falling



Attention shoulder



Attention lack of oxygen



Attention organic solvent




General warning



Use a fall prevention harness



Wear a safety helmet



General mandatory action



Tidy and Clean



Maximum Loading Capacity



Smoking area



Stretcher



Safety passage



Stairs



Resting place



Fire extinguisher



Alarm facility



AED

At a construction site, signs are posted at dangerous points under the rules determined by all the members. Understand the meaning of signs and follow.