



CURRENT STATE OF EMPLOYMENT MEASURES FOR THE ELDERLY IN MALAYSIA

HUMAN RESOURCES



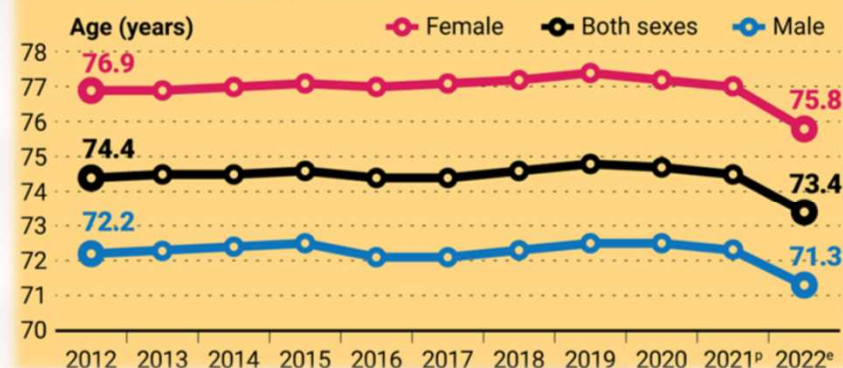


Country Statistics

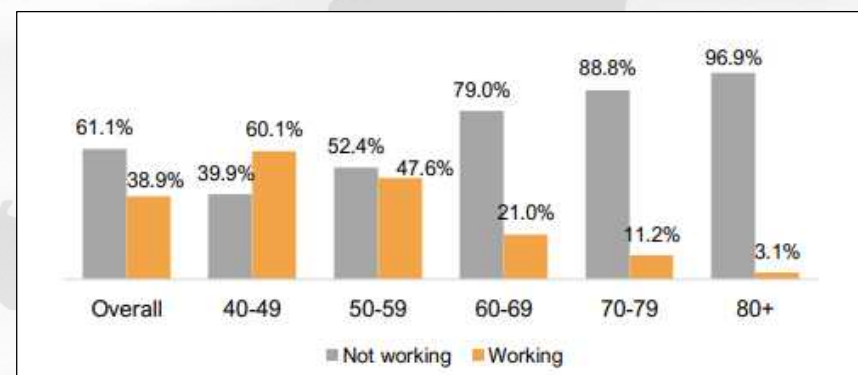
- Elderly Person: Individual aged 60 years and above.
(United Nation World Assembly on Ageing in Vienna, 1982)

Malaysia Total Population (2022): 32.65 mil	Aging rate (2022) (Source: Department of Statistics, Malaysia)	Healthy life expectancy (2019) (Source: Global Burden of Disease Study 2019)	Life expectancy At Birth (2022) (Source: Department of Statistics, Malaysia)	Employment Rate of the Elderly (60-69 years) (Source: Malaysia Ageing and Retirement Survey, 2018)
	11.1% (3.63 mil)	65.7 years	73.4 years	21.0%
Male	4.9% (1.78 mil)		71.2 years	
Female	5.2% (1.85 mil)		75.4 years	

Life expectancy at birth, 2012-2022



(Source: Department of Statistics, Malaysia)



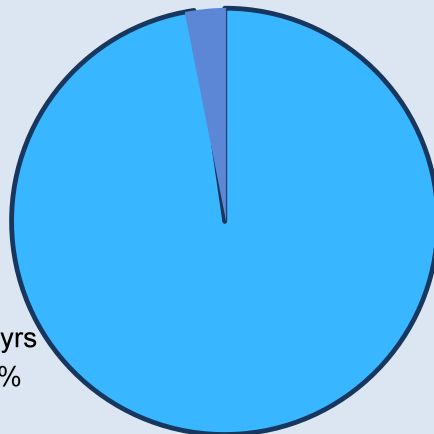
(Source: Malaysia Ageing and Retirement Survey, 2018)

ELDERLY EMPLOYMENT PARTICIPATION IN FORMAL AND INFORMAL SECTOR



FORMAL SECTOR (PRIVATE SECTOR) TOTAL REGISTERED WORKERS (9,276,107)

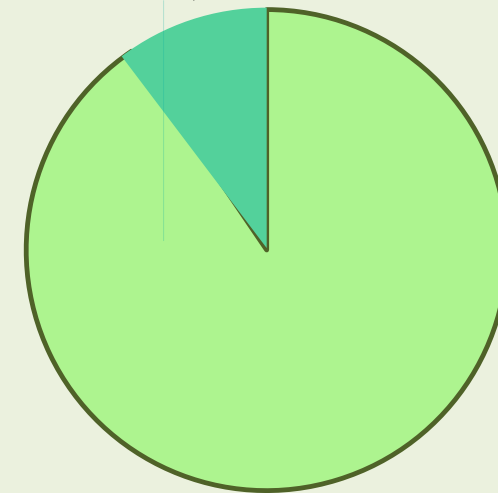
Total elderly registered
(age 60 years and above)
296,476 – 3.2%



Workers age < 60 yrs
8,979,631 – 96.8%

INFORMAL SECTOR TOTAL REGISTERED SELF-EMPLOYED (671,073)

Total elderly registered
(age 60 years and above)
77,020 – 11.5%



self-employed age , 60 yrs
594,053

SOCIAL SECURITY PROTECTION FOR ELDERLY – EMPLOYMENT INSURANCE

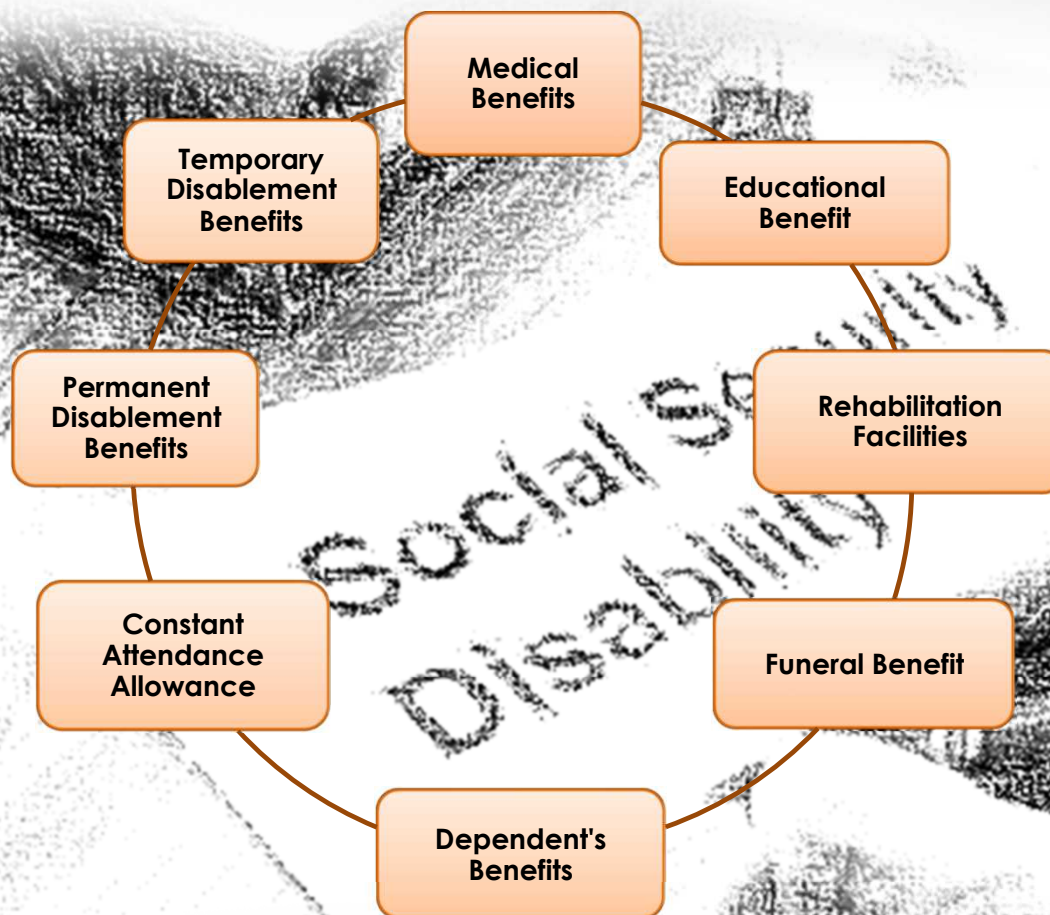


Number of jobseekers registered (MYFuturejobs)	Elderly category registered	Hired Elderly	Category of job offered to elderly	Distribution of salary earned by elderly
2,012,586	26,967 (1.34%)	6,668 (24.73%)	<ul style="list-style-type: none"> • Manager – 10.7% • Professional – 10.6% • Technician – 13.6% • Clerical worker – 5.0% • Services & sales – 23.0% • Skilled agriculture – 4.0% • Craft & related Traders workers – 0.4% • Plant & machine operators – 6% • Elementary Occupation – 17.0 % 	<ul style="list-style-type: none"> • < \$331.46 – 7.8% • \$332 - \$662 -54.0% • \$663 - \$1,104 – 15.0% • \$1105 - \$1,546 – 7.0% • \$1,547 - \$2,872 – 4.0% • \$2,873 – \$3,534 – 0.2% • > \$3,534 – 0.1%
Government initiatives/ assistance			<ul style="list-style-type: none"> ✓ Hiring Incentives (2020 - 2022) ✓ stated in Older Person National Policy – to encourage participation of elderly people in employment 	

Note: Extracted data are from 2020 to 3 Mac 2023



SOCIAL SECURITY PROTECTION FOR ELDERLY – EMPLOYMENT INJURY BENEFITS



INITIATIVES UNDER MALAYSIA MINISTRY OF HEALTH



Health Screening for Elderly:

- Voluntary
- Encourage to do at least once a year

Ministry of Health programs and initiatives (free screening program):

- National Health Screening Initiatives (started in 2022):

96,106 Elderly screened in the community

- Opportunistic Elderly Health Screening in health facilities:

Year	2018	2019	2020	2021	2022
No. of Elderly Screened	205,096	212,718	107,256	145,091	214,841
% of Elderly Screened in the population	6.2	6.2	3	4	6

For employment health screening (private sector); under the liability of the employer.

Challenges:

- Double burden disease: Increase in Non-Communicable Disease and Communicable Disease
- Accessibility of healthcare: how, where, what and when

Way Forward:

- Malaysia Ministry of Health; Elderly Healthcare Services 2023-2030 Action Plan:

- Encourage Community Participation (Advocacy & Health Literacy): Healthy Lifestyle
- Strengthened Elderly Healthcare Access and Provision
- Enhance Research & Development
- Improve Monitoring and Evaluation



~ **TERIMA KASIH** ~
THANK YOU