



Country report VIETNAM

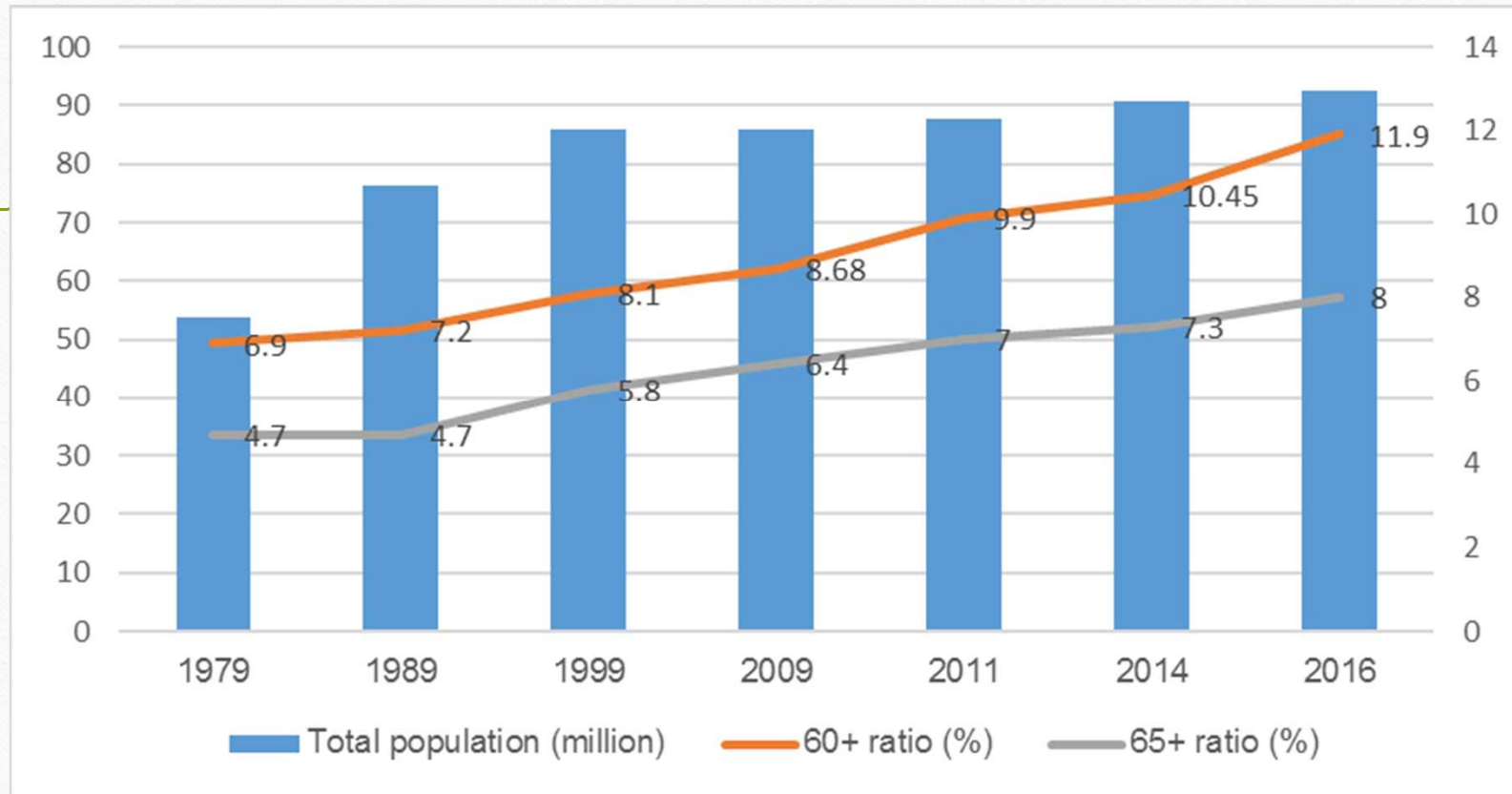
Nagoya, Nov 2019

Overview

- Population in 2019: 96.2 million (2019)
- Area: 331,236 km² (2018)
- 7 ecological zones, 63 provinces, 713 districts, 11,162 communes (2018)
- GDP/capita: US\$ 2,587 (2018)
- 54 ethnic minorities
- Life expectancy: 73.6 years old – men: 70 and women: 75 (2018)
- Persons aged 60 and above: 11.8 million (2018)

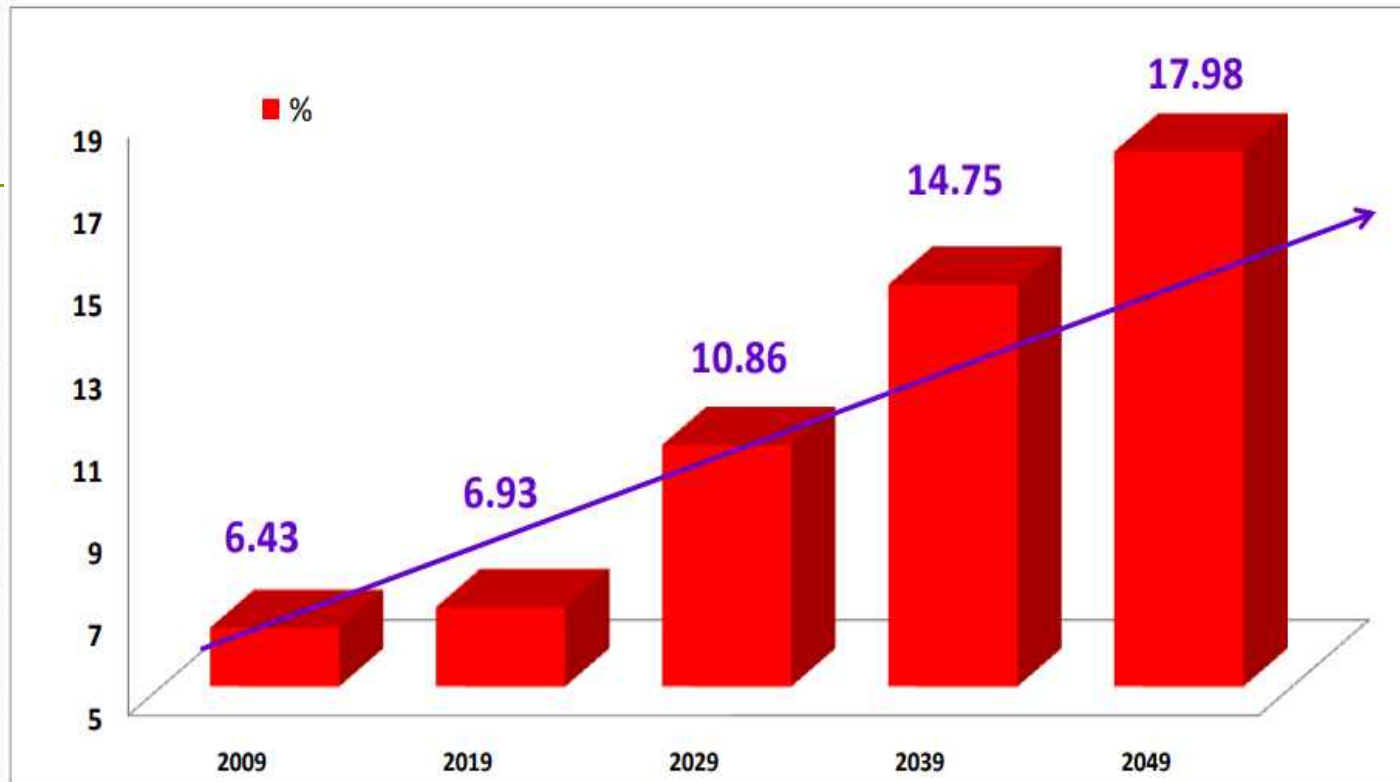


Entering the stage of population aging in 2011



Source: GSO 2017, Population Change and Family Planning Survey

Forecast of the 65+ population, 2009-2049



Source: GSO, 2009, Vietnam Population Forecast 2009-2049

Status of elderly care

A comprehensive legal framework

Law

National Strategy and Action plan

Regulations in Legal documents

Extensive caring structures for the elderly

Assistance centers

Senior homes

Clubs

A strong new level of social awareness

Within family

Community

Society

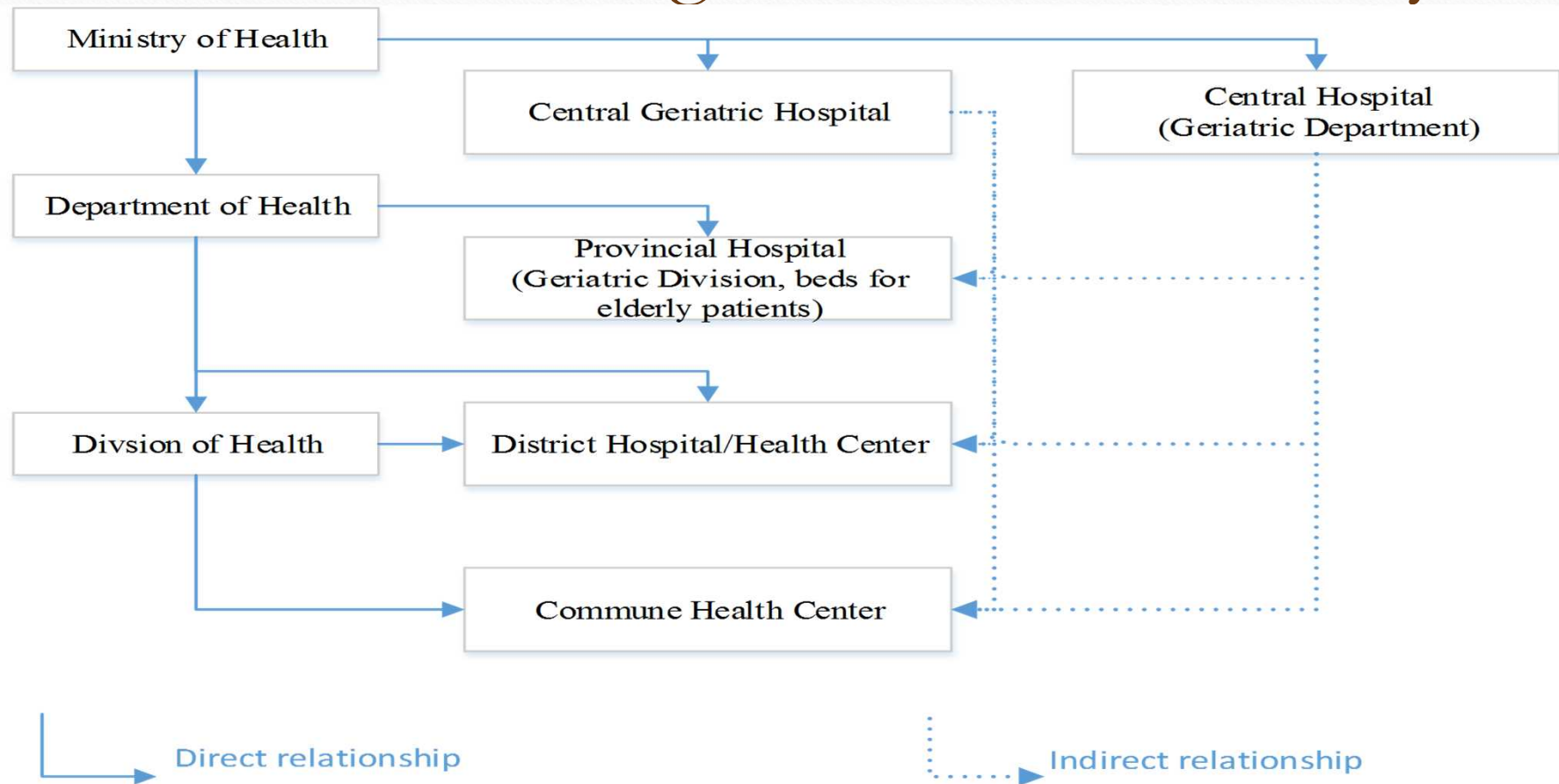
Sustainable income

3.1mil persons receiving pension/SI allowance

1.6mil persons receiving allowance for national devotees

1.8mil persons receiving social pension

Health care management for the elderly



Health status of elderly

- **50% of the elderly reported bad or very bad health conditions**
- **95% of the elderly suffering from sickness, mainly chronic and non-communicable diseases**
 - arthritis (34.3%)
 - high blood pressure (more than 47%)
 - heart related diseases (16.5%)
 - lung diseases (17.6 %)
 - digestive problems (27.1%)
- **63% of the elderly suffering from weak eyesight without supportive facilities**



Report on 10 Years' Implementation of the Madrid International Action Plan, 2012

Remaining issues

Traditional care of the family to the elderly is decreasing, increasing in number of the elderly

- live alone
- live with their spouse (also the elderly)
- live in a skipped-generation family

The living standard of the elderly is low in general:

- live in temporary houses
- work hardly especially in difficult regions and ethnic minority
- live without pension, saving money or any stable income

Expectation

LIVE IN JOY, HEALTH AND USEFULNESS

- By 2025
 - 80% of elderly have regular health checkups at least once a year with health monitoring and management record;
 - 90% of elderly get accessing to health care services in case of illness
 - 100% of elderly have health insurance cards

- By 2030
 - Population: 104 million
 - Life expectancy: ~75
 - Healthy life expectancy: ~68



Priority Issues

Further improve the legal framework

Promote private sector to take a part in service providing

Diversify care models in more effective and professional way

Focus on capacity building for staff with social work

Strengthen M&E system in policy implementation

Increase cooperation, sharing experience and mobilize resources



THANK YOU!

