

# [9] Health Care and Welfare Measures for Persons with Disabilities

## Benefits for Welfare Services and Supports for Persons with Disabilities

### Overview

### Structure of Benefits for Welfare Services and Supports for Persons with Disabilities (As of March 2015)

Services	Number of offices	Number of users	Contents of services	
Long-term care benefits	In-home long-term care (home help)	18,719	155,787	Provide in-home care for bathing, elimination, meals, etc.
	Home-visit care for persons with severe disabilities	6,629	9,960	Provide comprehensive support to persons with severe physical disabilities or persons with severe intellectual disabilities or persons having significant difficulty in movement due to mental disabilities, who need nursing care continuously with care in their residences, to support meals, bath, elimination and nursing care during transportation when they go out.
	Accompanying support services	5,736	22,512	Provide persons with visual disabilities who have significant difficulties transporting themselves with support when they go out, including provision of necessary information for transportation (including writing/reading for them) and care during transportation, etc.
	Activity support services	1,439	8,519	Provide persons with insufficient judgment with necessary support for avoiding danger which could occur when such persons conduct by themselves and care during transportation when they go out
	Comprehensive support for persons with severe disabilities	9	29	Provide persons whose degrees of necessity for nursing care are very high with comprehensive welfare services such as home help service and other various services
	Short-stay service	3,977	43,119	Provide persons who need nursing care with short-time placement in support facilities including nighttime, due to sickness of their in-home caretakers or other reasons, to offer care for bath, elimination, meals, etc.
	Care for daily life in medical facilities	241	19,457	Provide persons with disabilities who need medical and continuous nursing care with functional training, care management, nursing care, daily care, etc. in medical facilities
	Care for daily life	8,801	260,169	Provide persons with disabilities who need nursing care continuously with care for bath, elimination, meals as well as opportunities for creative or productive activities mainly in the daytime
Benefits for training, etc.	Nighttime support, etc. in support facilities for persons with disabilities (support for residential care)	2,626	132,296	Provide persons with disabilities living in support facilities with care for bath, elimination, meals, etc. during nighttime and holidays
	Rehabilitation service (trainings for improving physical function and social abilities)	1,371	14,689	Provide persons with disabilities with trainings for improving physical function or social abilities for a certain period so that they can live independent daily and social life
	Transition support for employment	2,985	29,626	Provide persons with disabilities who desire to work in a private company, etc. with necessary trainings for improving knowledge and skills needed to enter the work-force for a certain period
	Continued employment support for employment (type A/B)	11,891	243,752	Provide persons with disabilities who have difficulties to work in a private company, etc. with opportunities for employment as well as necessary trainings for improving knowledge and skills needed to enter the work-force
	Group home with aid (group home)	6,637	96,012	Provide persons leading communal lives with consultation, care for bath, elimination, meals, and other aid in their daily lives in their residence during nighttime in particular.

\* The number of offices and users are obtained by extraction and counting on the basis of the actual payment data of the Federation of National Health Insurance Associations as of March 2015.

### Combination of Daytime Activity and Living Place

Service combination is available as an option by dividing services of living facilities into daytime service (daytime activity program) and nighttime service (housing support program).

In using the program, personalized support plan shall be made to provide services that meet respective purpose of use.

Place of daytime activity Select one or more programs below

Care for daily life in medical facilities (medical type) *
Care for daily life (welfare type)
Rehabilitation service (training for improving physical function and social abilities)
Transition support for employment
Continued employment support (type A/B)
Local activity support center (community life support services)



Place of living

Support for placement at support facilities for persons with disabilities
or
Housing support services (functioning of group homes and welfare homes)

\* Medical care shall be implemented in combination with admission to medical facilities

## Community Life Support Services and Individual Benefits (Welfare services for persons with disabilities)

	Community life support services	Individual benefits (Welfare services for persons with disabilities)
Characteristics	Services that can be implemented by local governments in a flexible manner according to the actual situation in regions	Benefits that correspond to specific and individual needs such as nursing care, training for employment, etc.
Flow of costs	Implemented by municipalities (municipalities shall implement services for themselves or by delegating to business operators, etc.)	Benefits to individual users (business operators receive benefits by procurement in practice)
Users	Discretion of implementing body	Recognition of classification of disability levels (for long-term care benefits, recognition is required only for persons aged 18 and older; unnecessary for benefits for training, etc.) * and grant decision are necessary
Usage fee	Discretion of implementing body	Financial burden according to the amount of income
Criteria of service implementation	Discretion of implementing body (management criteria partly apply: community activity support centers, welfare homes)	Designated criteria (criteria of staff, facility, and management), etc. shall be applied
Financial resource	Subsidy (local allocation tax measures partly apply) subsidy ratio: ( National up to 50% for prefectural services National up to 50%, prefecture up to 25% for municipal services )	Subsidy (burden ratio: national 50%, and prefectures and municipalities 25% each)

\*

As of April, classification of disability levels was revised to classification of disability support.

## System of Certification for Persons with Disabilities

	Number of certificates issued (thousand)	Verification provisions	Responsible entities	Application desk
Physical disability certificate	5,252	Article 15 of the Act on Welfare of Physically Disabled Persons	Prefectural governors Mayors of designated cities, Mayors of core cities,	Directors of welfare offices that administers place of residence (or mayors of towns and villages in the case a town or a village has no welfare office)
Intellectual disability certificate	941	Certificate System for Persons with Intellectual Disabilities (Notification No.156 from Children and Families Bureau of the Ministry of Health and Welfare in 1973)	Prefectural governors Mayors of designated cities	Directors of welfare offices that administers place of residence (or mayors of towns and villages in the case a town or a village has no welfare office)
Mental disability certificate	751 (The number registered in the benefit payment book as of the end of fiscal years deducted by the number expired)	Article 45 of Act on Mental Health and Welfare for the Mentally Disabled	Prefectural governors Mayors of designated cities	Mayors of municipalities that administers place of residence

Source: "Report on Social Welfare Administration and Services FY2013" for the number of physical disability certificates and that of Intellectual disability certificates, and "Report on Public Health Administration and Services FY2013" for the number of mental disability certificates issued.

### Detailed Data Number of Persons with Disabilities (estimate)

		Total	Persons living at home	Persons accommodated in facilities
Children/adults with physical disabilities	Younger than 18	78,000	73,000	5,000
	18 or older	3,834,000	3,766,000	68,000
	Unknown age	25,000	25,000	-
	Total	3,937,000 (31)	3,864,000 (30)	73,000 (1)
Children/adults with intellectual disabilities	Younger than 18	159,000	152,000	7,000
	18 or older	578,000	466,000	112,000
	Unknown age	4,000	4,000	-
	Total	741,000 (6)	622,000 (5)	119,000 (1)

		Total	Outpatient	Inpatient
Persons with mental disorders	Younger than 20	179,000	176,000	3,000
	20 or older	3,011,000	2,692,000	319,000
	Unknown age	11,000	10,000	1,000
	Total	3,201,000 (25)	2,878,000 (22)	323,000 (3)

Source:

"Children/adults with physical disabilities"

Persons living at home: "Survey on Persons with Disabilities at Home" (2011), MHLW

Persons accommodated in facilities: Dept. of Health and Welfare for Persons with Disabilities, Social Welfare and War Victims' Relief Bureau, MHLW based on the "Survey of Social Welfare Institutions" (2009), MHLW, etc.

"Persons with intellectual disabilities"

Persons living at home: "Survey on Persons with Disabilities at Home" (2011), MHLW

Persons accommodated in facilities: Dept. of Health and Welfare for Persons with Disabilities, Social Welfare and War Victims' Relief Bureau, MHLW based on the "Survey of Social Welfare Institutions" (2011), MHLW

"Persons with mental disorders"

Outpatients: Dept. of Health and Welfare for Persons with Disabilities, Social Welfare and War Victims' Relief Bureau, MHLW based on the "Patient Survey" (2011), MHLW

Inpatients: Dept. of Health and Welfare for Persons with Disabilities, Social Welfare and War Victims' Relief Bureau, MHLW based on the "Patient Survey" (2011), MHLW

- (Note)
- The figures in parentheses indicate the number of persons per population of 1,000 (base on 2010 Population Census).
  - The results of the 2011 Patient Survey exclude some parts of Miyagi Prefecture and Fukushima Prefecture.
  - The number of persons with mental disorders is calculated by adding the number of epilepsy and Alzheimer patients to the number of patients of "V Mental and behavioural disorders" of ICD-10 with intellectual disabilities excluded. In addition, the number for each age group is rounded, thus the sum of breakdowns may not equal the total.
  - The number of persons with physical disabilities who are accommodate in facilities do not include those accommodated in facilities for the elderly.
  - The number of persons is rounded, thus the sum of breakdowns may not equal the total.

# Medical System for Services and Supports for Persons with Disabilities

## Overview

## Medical System for Services and Supports for Persons with Disabilities

### Objective

Medical system bearing public expenses that aims to reduce the amount of co-payment of medical costs concerning medical services for persons with disabilities to ease and reduce their physical disabilities and mental disorders

- \* Insurance precedes medical payment for services and supports for persons with disabilities; practically this system shall cover the difference between self-pay burden prescribed by this system and thirty-percent-self-pay- burden after insurance payment. (Burden ratio: national 50%, prefectures 50%)

### Covered

#### Outpatient mental medical service:

Persons with mental disease such as mental disorders prescribed in Article 5 of Act for the Mental Health and Welfare of the Persons with Mental Disorders who needs outpatient mental treatment continuously

#### Medical rehabilitation service:

Persons to whom a physically disabled certificate is issued pursuant to the Act on Welfare of Physically Disabled Persons and to whom result is assured by medical service such as an operation, etc. to ease and reduce those disorders (aged 18 and older)

#### Medical aid for children with potential disabilities:

Children with physical disabilities (including those deemed to become disabled in the future if not treated with disability-related medical care) to whom a result is assured from a medical service such as an operation, etc. in thereby easing and reducing any such disability (aged younger than 18)

### Intended main disorders and remedial example

#### Outpatient mental medical service (mental disease) :

Psychotropic, psychiatry day care, etc.

#### Medical rehabilitation service, medical aid for children with potential disabilities:

Physical disability \*\*\*\*\* arthrogyrosis " artificial joint replacement

Visual disability \*\*\*\*\* cataract " cataract extraction

Internal impediment \*\*\* impaired cardiac function " valve replacement, pacemaker implantation  
kidney dysfunction " liver transplantation, dialysis treatment

## Basic Framework of Co-Payment of Medical Systems for Services and Supports for Persons with Disabilities

[1] In order to avoid the co-payments from becoming extremely large the monthly co-payment amount shall be established according to their incomes. (10% for below this amount)

[2] Further reduction measures are being taken for those requiring continued long-term high-cost treatment (serious and also continuative) and people with medium incomes covered by medical aid for children with potential disabilities.

Income category	Medical rehabilitation service/outpatient mental medical services	Medical aid for children with potential disabilities	Serious and also continuative	
Above certain income level	Not covered	Not covered	¥20,000	Municipal tax of ¥235,000 or more
Medium income	High-cost medical care benefits from health insurance * Most people covered by outpatient mental medical services are serious and also continuative	¥10,000	¥10,000	Municipal tax of less than ¥235,000 but not exempt
Medium income 2		¥5,000	¥5,000	Municipal tax of ¥33,000 or more but less than ¥235,000
Medium income 1				Municipal tax of less than ¥33,000 but not exempt
Low income 2	¥5,000	¥5,000	¥5,000	Municipal tax exempt (with an income of ¥800,001 or more)
Low income 1	¥2,500	¥2,500	¥2,500	Municipal tax exempt (with an income of less than ¥800,000)
Public assistance	¥0	¥0	¥0	Households receiving public assistance

### The range of "serious and also continuative"

#### Persons covered on the ground of diseases and symptoms

[Medical rehabilitation service/medical aid for children with potential disabilities]

People with kidney, small intestine, immune system, cardiac (limited to anti-immune therapy after cardiac transplantation), or liver (limited to anti-immune therapy after liver transplantations) dysfunctions

[Outpatient mental medical services]

[1] People with cerebral dysfunctions such as schizophrenic disorder, bipolar disorder/depression, epilepsy, dementia, etc., and drug-related disorders (addiction, etc.)

[2] People who have been judged by a doctor with above a certain level of experience with metal treatment

#### People covered on grounds of continuous burden of expensive cost, regardless of the disease

[Medical rehabilitation service/medical aid for children with potential disabilities/outpatient mental medical services]

People who have qualified to utilize a variety of medical insurances

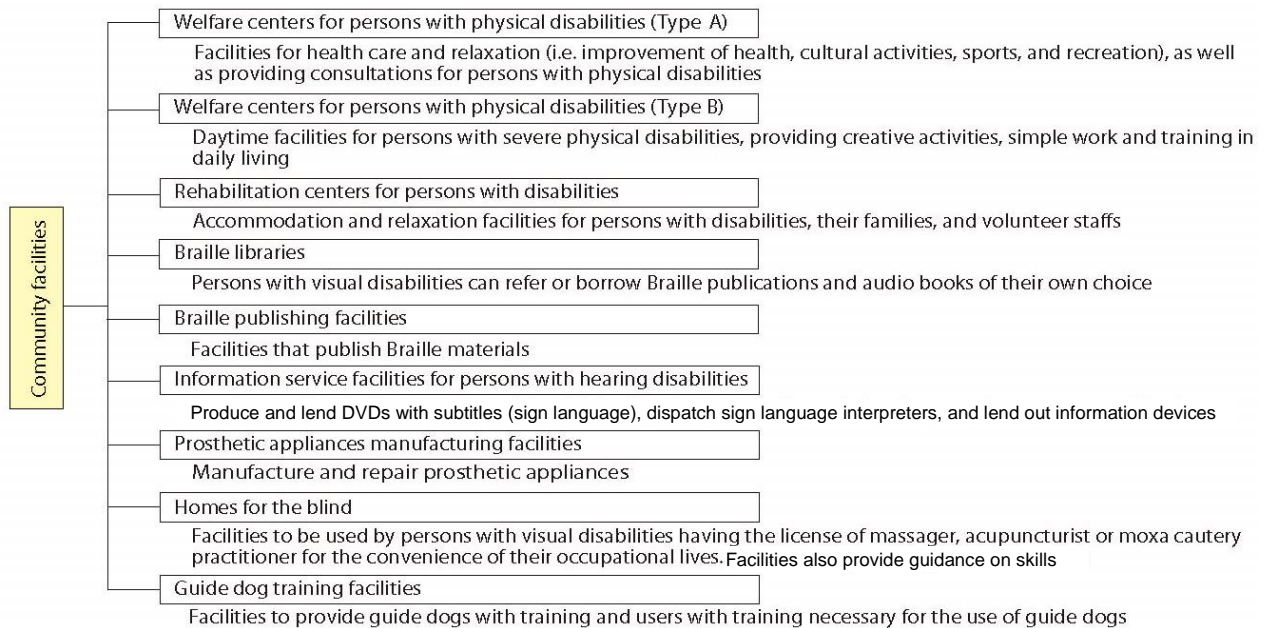
### Special transitional measures concerning the maximum monthly co-payment amount

The maximum monthly co-payment amount for "medium income 1" and "medium income 2" of "medical aid for children with potential disabilities" and "above a certain income level" of "serious and also continuative" are special transitional measures that will continue until March 31, 2018 (Articles 12 and 13 of the Supplementary Provisions of the Order for Enforcement of General Support for Persons with Disabilities Act)

# Welfare Measures for Persons with Physical Disabilities

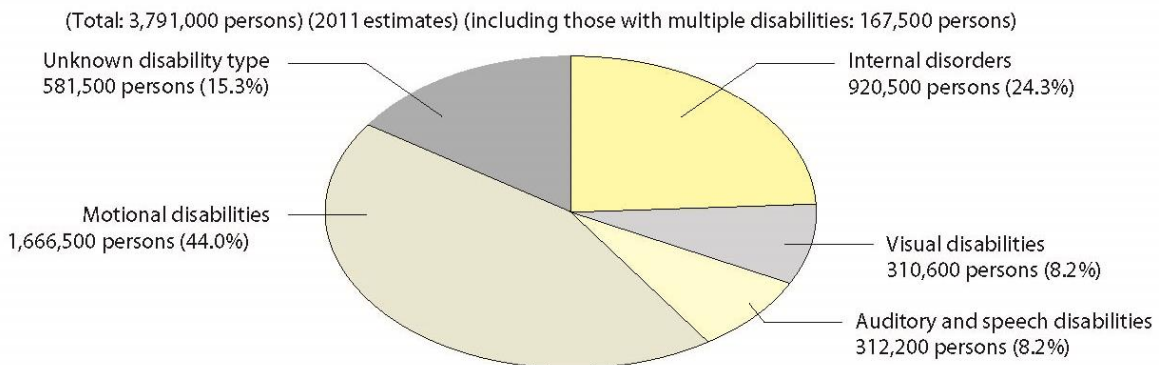
## Overview

## Outline of Institutional Welfare Measures for Persons with Physical Disabilities



## Detailed Data 1

### Number of Persons with Physical Disabilities by Disability Type (In-Home)



## Detailed Data 2

### Changes in Number of Persons with Physical Disabilities by Age Group (per 1,000 population)

Year	Total	Age 18-19	Age 20-29	Age 30-39	Age 40-49	Age 50-59	Age 60-64	Age 65-69	70 or older
1955	14.5	5.3	7.1	14.5	16.0	20.6	25.4	25.4	29.4
1980	23.8	3.5	4.9	7.0	16.0	33.7	55.8	68.7	87.6
2006	32.7	4.5	4.1	6.1	11.6	24.4	48.9	58.3	94.9
2011	35.2	4.3	4.2	6.0	10.0	19.8	44.1	53.5	105.4

Source: "Survey on Persons with Physical Disability" and "Survey on Persons with Disabilities at Home", Department of Health and Welfare for Persons with Disabilities, Social Welfare and War Victims' Relief Bureau, MHLW

(Note) The population aged 18 or older taken from the National Census" and Population Estimate" of Statistics Bureau, Management and Coordination Agency was used as the base population for calculating the number of persons with physical disabilities per 1,000 population.



## Welfare Measures for Children with Disabilities and Persons with Intellectual Disabilities

### Overview Structure of Outpatient/Inpatient Support for Children with Disabilities (As of March 2015)

Support		Number of establishments	Number of users	Support content
Day care support for children with disabilities (municipalities)	Developmental support for children	3,198	75,011	Provide instructions on basic moves in daily life, training on acquiring knowledge and skills, adaptive training for group living, and any other necessary support
	Medical type developmental support for children	101	2,623	Provide instructions on basic moves, training on acquiring knowledge and skills, adaptive training for group living, and any other necessary support and treatment
	After school day services	5,815	94,978	Provide trainings required that improves their capacity to lead a normal life, opportunities for intercommunication with society, and any other necessary support after school or during off school days
	Visiting services to day care centers	312	1,670	Provide children with disabilities with specialized support for adapting to group living and any other necessary support by visiting day-care centers, etc.
Residential support for children with disabilities (prefectures)	Welfare type facilities for children with disabilities	192	1,844	Provide children with disabilities at facilities with protection, daily life instructions, and training on acquiring knowledge and skills necessary for to lead an independent and self-supporting life
	Medical type facilities for children with disabilities	186	2,148	Provide children with disabilities at facilities with protection, daily life instructions, training on acquiring knowledge and skills necessary to lead an independent and self-supporting life, and treatment

\* The number of offices and users were extracted and counted on the basis of actual payment data of the Federation of National Health Insurance Associations as of March 2015.

### Detailed data Changes in Number of Children/Adults with Intellectual Disabilities by Age Group (per 1,000 Population)

	Age 0-9	Age 10-19	Age 20-29	Age 30-39	Age 40-49	Age 50-59	60 or older
1995	2.8	4.1	4.1	2.1	1.7	1.2	0.5
2005	4.9	6.6	5.7	4.8	2.8	1.6	0.7
2011	5.4	9.6	8.2	7.0	4.6	2.6	2.1

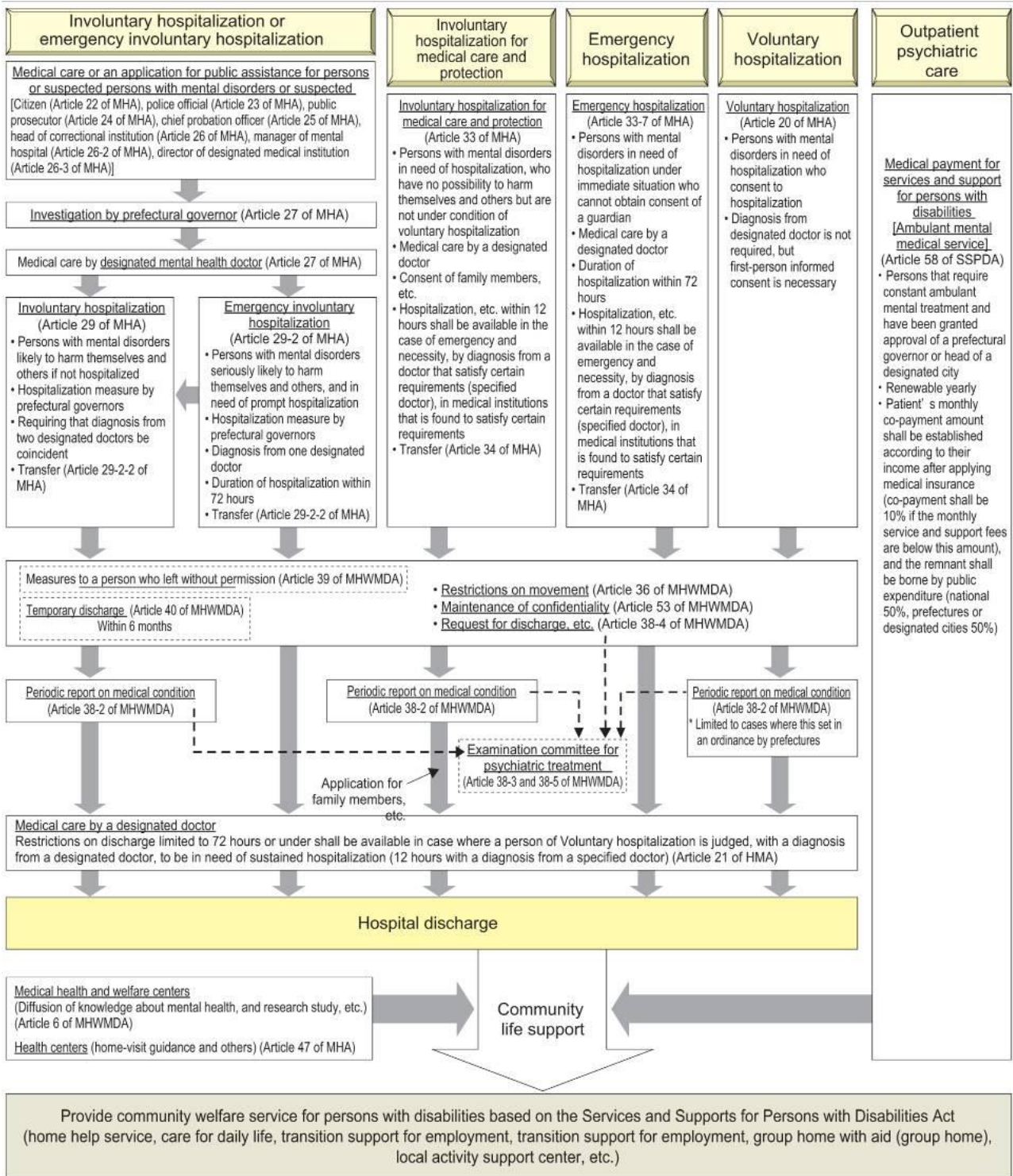
Source: "Survey on Persons with Intellectual Disability" and "Survey on Persons with Disabilities at Home", Department of Health and Welfare for Persons with Disabilities, Social Welfare and War Victims' Relief Bureau, MHLW

(Note) The population aged 18 or older taken from the "National Census" and "Population Estimate" of Statistics Bureau, Management and Coordination Agency was used as the base population for calculating the number of children/adults with intellectual disabilities per 1,000 population.

# Mental Health and Medical Welfare Measures

## Overview

## Outline of Mental Health and Medical Welfare System



(Note) In this table, the following terms shall be abbreviated as follows:  
 Act on Mental Health and Welfare for the Mentally Disabled (Act No.123 of 1950): MHWMDA, Act on Comprehensive Support for Social and Daily Living of Persons with Disabilities (Act No.123 of 2005): SSPDA.  
 In the table, the term "prefectural governors" shall be deemed to be replaced with "prefectural governors or mayors of designated cities".

**Detailed data****Changes in Number of Hospitals with Mental Beds, Number of Mental Beds, Number of Inpatients and Bed Utilization Rate at the End of Month**

(As of the end of June of each year)

Year	Number of hospitals with mental beds	Total number of mental beds	Number of inpatients at the end of month	Bed utilization rate at the end of month (%)
1965	1,069	164,027	177,170	108.0
1970	1,364	242,022	253,433	104.7
1975	1,454	275,468	281,127	102.0
1980	1,521	304,469	311,584	102.3
1985	1,604	333,570	339,989	101.9
1990	1,655	358,251	348,859	97.4
1995	1,671	362,154	340,812	94.1
1996	1,668	361,073	339,822	94.1
1997	1,669	360,432	336,685	93.4
1998	1,670	359,563	335,845	93.4
1999	1,670	358,609	333,294	92.9
2000	1,673	358,597	333,328	93.0
2001	1,669	357,388	332,759	93.1
2002	1,670	356,621	330,666	92.7
2003	1,667	355,269	329,555	92.8
2004	1,671	354,923	326,613	92.0
2005	1,671	354,313	324,851	91.7
2006	1,668	352,721	321,067	91.0
2007	1,671	351,762	317,139	90.2
2008	1,667	350,353	314,251	89.7
2009	1,667	348,129	312,681	89.8
2010	1,671	347,281	311,007	89.6
2011	1,655	345,024	306,064	88.7
2012	1,657	342,709	303,521	88.6
2013	1,649	340,591	299,542	87.9

Source: "Hospital Report", Statistics and Information Department, Minister's Secretariat, MHLW



# Measures for Persons with Developmental Disorders

## Overview

## Outline and Aims of the Act on Support for Persons with Developmental Disorders

### I Aims

- Definition of developmental disorders and promotion of its understanding
- Promotion of support for persons with developmental disorders throughout their lives
- Achieve close cooperation among mutual section in charge of support for persons with developmental disorders

### II Outline

#### Definition:

Developmental disorders : Brain dysfunction that is generally expressed during earlier age such as Pervasive developmental disorders (autism, etc.), Learning disabilities, Attention deficit hyperactivity disorders, etc.

#### Preschool age (infant)

- Early development support
- Early detection by health examination for infants

#### School attendance age (school child)

- Physical Examinations for Newly Enrolling Students
- Establishment of appropriate educational support and support system
- Use of after-school child sound upbringing services
- Specialized development support

#### After graduate age (middle-aged and young people)

- Achieve adequate employment opportunities according to the respective characteristics of persons with developmental disorders
- Community life support
- Advocacy for the persons with developmental disorders

Developmental disorder support centers, Ensure specialized medical institutions (prefectures)

Ensure human resources who have professional expertise, Research study (national government)