

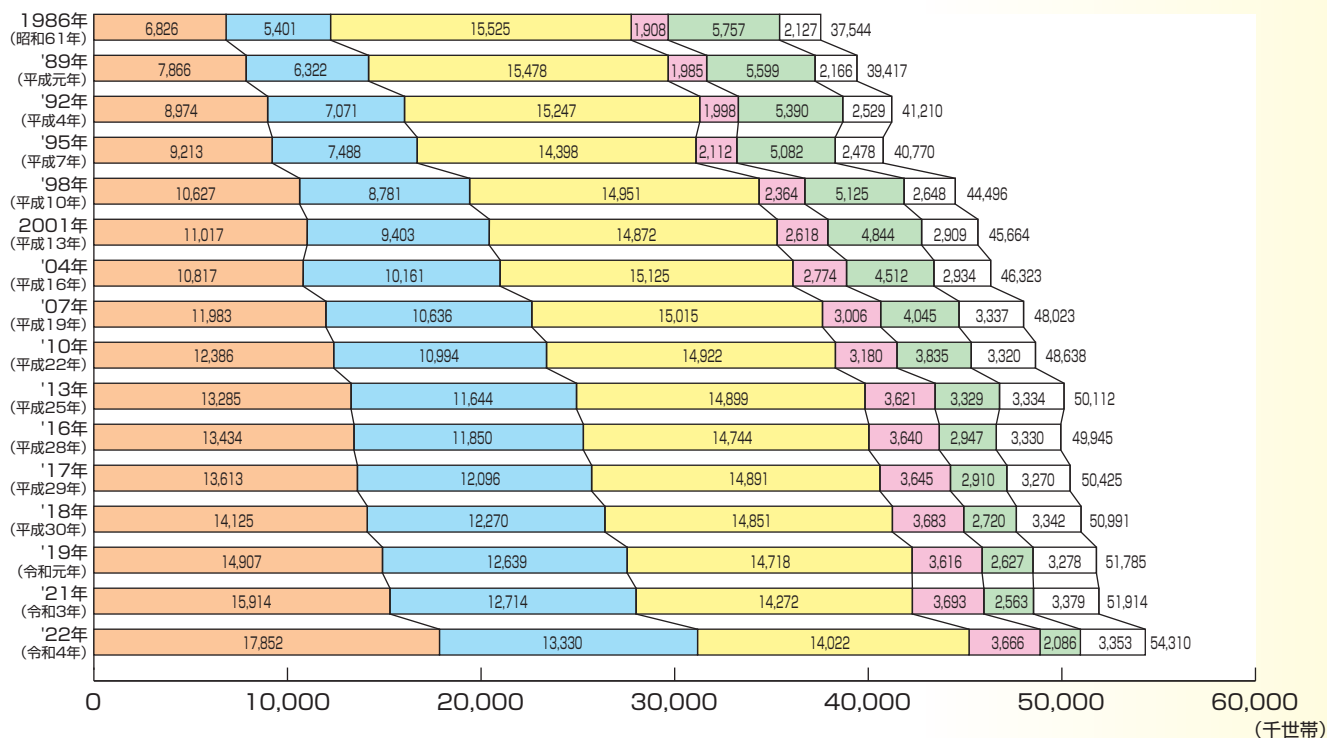
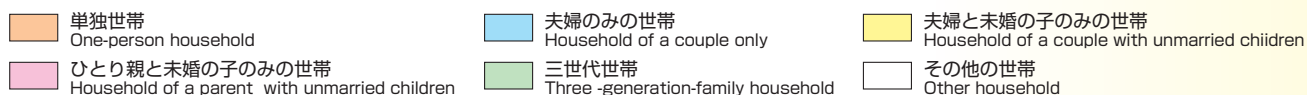
日々の暮らし

Life

◇ 単独世帯と夫婦のみの世帯で約半数

One-person household and household of a couple only consists of about half of the households

世帯構造別世帯数の年次推移
Trends in number of households by household structure



注1)：平成7年の数値は、兵庫県を除いたものである。
2)：平成28年の数値は、熊本県を除いたものである。
3)：2020 (令和2) 年は、調査を実施していない。

Note 1. Figures of 1995 were calculated by excluding Hyogo Prefecture.
2. Figures of 2016 were calculated by excluding Kumamoto Prefecture.
3. Comprehensive survey of living conditions was not conducted in 2020.

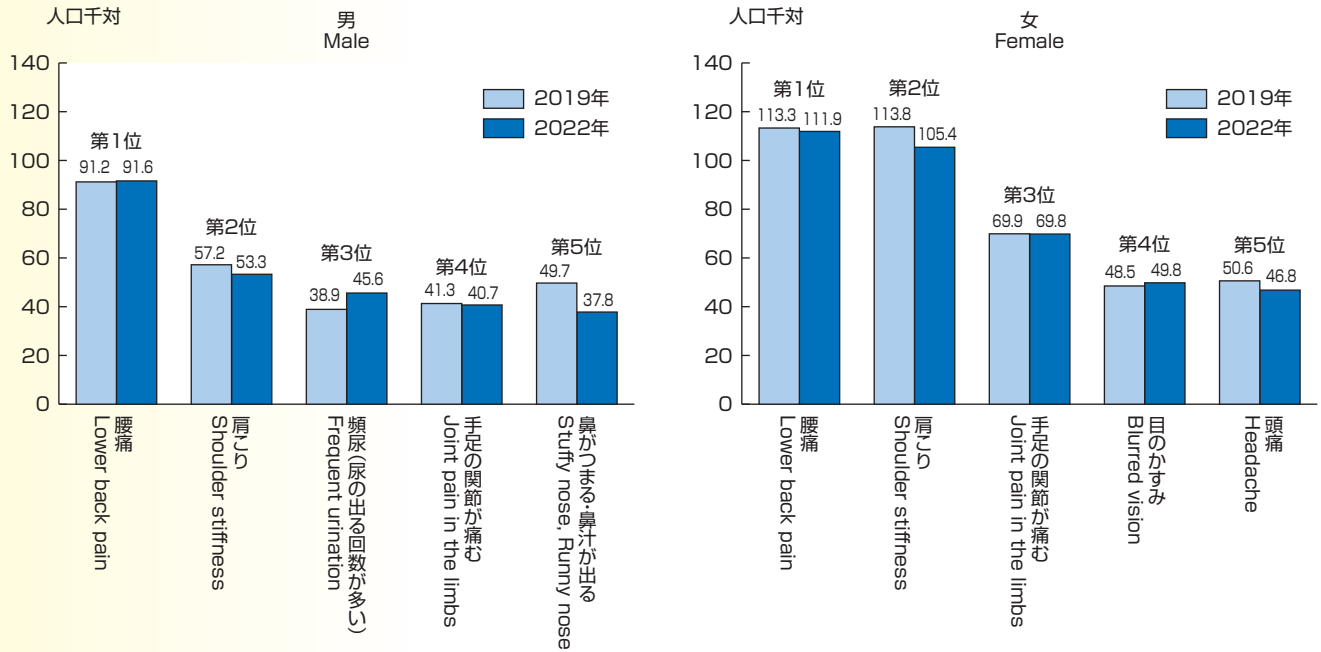
資料「国民生活基礎調査」
Source: "Comprehensive Survey of Living Conditions"

◇病気やけが等で自覚症状がある者を症状別にみると、男女とも「腰痛」「肩こり」が高い

Among those with subjective symptoms due to illness or injury, lower back pain and shoulder stiffness are the most common symptoms for both men and women

性別にみた有訴者率の上位5症状（複数回答）－令和元年・令和4年－

Top five rates of people with complaints of symptoms by gender (multiple responses), - FY2019, FY2022 -



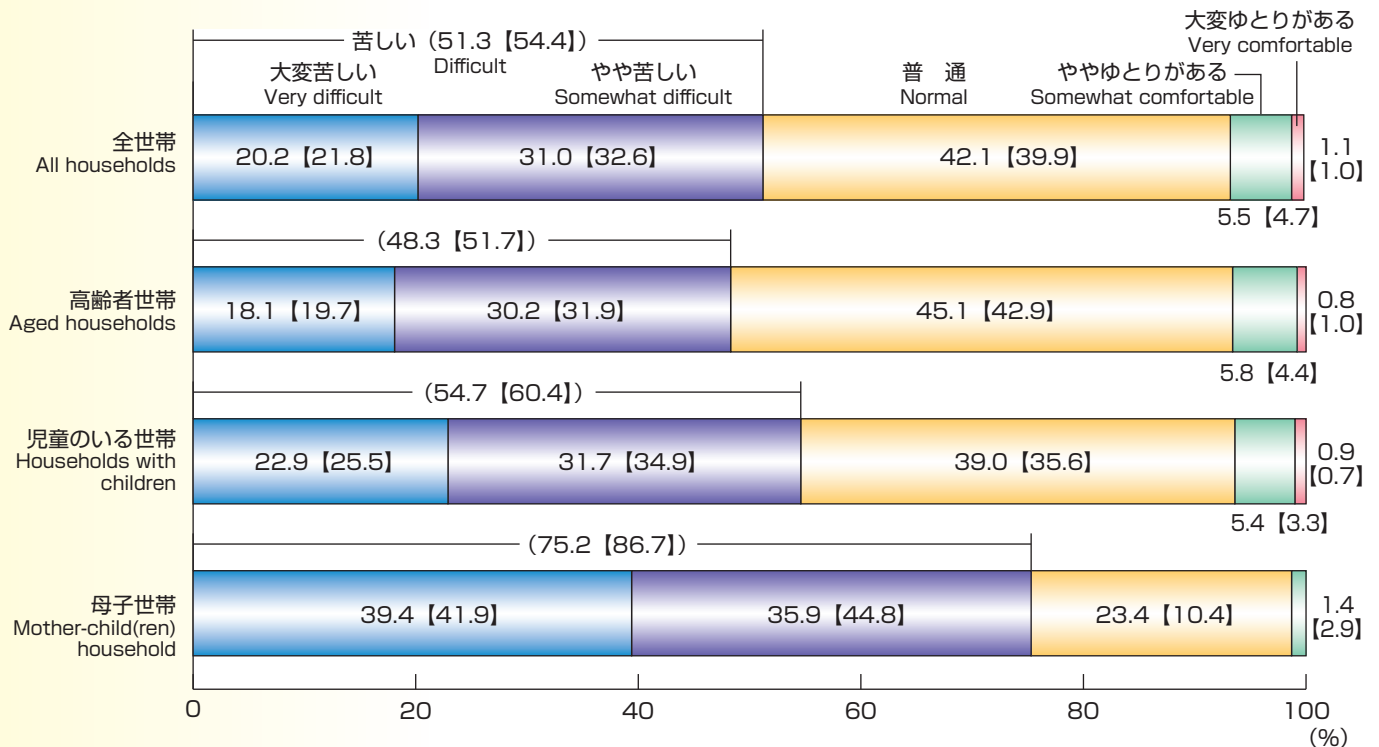
資料「国民生活基礎調査」
Source: "Comprehensive Survey of Living Conditions"

◇世帯の約5割は生活が難しい（「大変難しい」「やや難しい」）

About 50% of households feel their living condition is difficult ("very difficult" and "somewhat difficult")

生活意識別にみた世帯数の構成割合－令和4年－

Percent distribution of households by self-assessed living conditions, 2022



注1) : [] は2019 (令和元) 年の数値である。
Note 1. Figures with [] are the figures of 2019.

資料「国民生活基礎調査」
Source: "Comprehensive Survey of Living Conditions"