

(Attachment 2)



Ministry of Health, Labour and Welfare

Contact:
Quarantine Management Office, Policy Planning and
Communication Division, Department of Food
Safety, Pharmaceutical and Food Safety Bureau,
Ministry of Health, Labour and Welfare
(extension 2470, 2464)

Statistics of Imported Foods Monitoring for FY 2012

August 2013

**Department of Food Safety, Pharmaceutical and Food Safety Bureau,
Ministry of Health, Labour and Welfare**

Statistics of Imported Foods Monitoring, for FY 2012

The present report summarizes situations of imported foods in FY 2012 such as the number and volume on a declaration basis, number of inspections, and number of violations against the Food Sanitation Law (Law No.233, 1947, referred to as ‘the Law’ hereinafter).

1. Declaration, Inspection and Violation by Year (Table 1 and Fig. 1)

The total number of imported foods (foods, additives, equipment, containers and packages or toys (referred to as ‘the food (s)’ correctively hereinafter) in FY 2012 was 2,181,495, and was 32,155,854 tons in volume on a declaration.

Inspections were conducted for 223,380 products, accounting for 10.2% of all those declared, consisting of 62,432 administrative inspections (2.9% of all declared products), 168,475 inspections by registered inspection organizations (7.7%: including 82,448 ordered inspections), and 4,273 inspections by foreign official laboratories (0.2%).

For 1,053 accounting for 0.04% of all declared products, measures such as reshipment, disposals, or diversion to non-food use were taken.

2. Declaration, Inspection and Violation by Quarantine Station (Table 2)

For the number of declarations, the highest was 600,914 in Tokyo (27.5% of all declared products), followed by 295,874 in Narita Airport (13.6%), 274,907 in Osaka (12.6%), 211,988 in Yokohama (9.7%), 112,831 in Nagoya (5.2%), 102,689 in Kawasaki (4.7%), 102,054 (4.7%) in Kobe, and 75,177 in Fukuoka (3.4%).

3. Major Violations against the Food Sanitation Law (Table 3 and Fig. 2)

Total number of violations was 1,053 (gross number: 1,122), consisting of 667 against Article 11 (59.4% of the gross number), 311 against Article 6 (27.7%), 72 against Article 10 (6.4%), 57 against Article 18 (5.1%), 8 against Article 9 (0.7%), and 7 against Article 62 (0.6%), in descending order.

4. Declaration, Inspection and Violation by Product (Table 4 and Fig. 3)

For the number of declarations by product, beverage including alcohol accounts for the highest, 193,397 (8.9% of all declared products), followed by tableware, 172,893 (7.9%), preparations of vegetables (other than processed mushroom, spices, processed herb and tea), 163,324 (7.5%), fresh meat (including internal organs), 161,324 (7.4%), other tools and apparatus, 128,331 (5.9%), and processed fish product, 99,656 (4.6%).

Cereals have the highest number of violations with 161 (15.3% of the total number of violations), followed by processed aquatic animal product (other than fish and shellfish) 139 (13.2%), seeds and nuts 74 (7.0%), preparations of vegetables (other than processed mushroom, spices, processed herb and tea) 63 (6.0%), and vegetables 50 (4.7%).

5. Declaration, Inspection and Violation by Country of Origin (Table 5 and Fig. 4)

China accounts for the highest with 650,431 (29.8% of all declared products), followed by the US with 234,245 (10.7%), France, 210,978 (9.7%), Thailand, 155,770 (7.1%), Korea, 146,982 (6.7%), and Italy, 105,950 (4.9%) for the number of declarations by country of origin.

China accounts for the highest with 221 (21.0% of the total number of violations), followed by US with 190 (18.0%), Socialist Republic of Viet Nam with 103 (9.8%), Thailand with 84 (8.0%), and India with 63 (6.0%) for the number of violations by country of origin.

Table 1. State of Declaration Inspection and Violation by Year

| Item Year | Number of Declaration | Year-to-year Comparison | Weight of Imports | Total Number of Inspection (Note 1) | Percentage (Note 2) | Breakdown of Inspection | | | | | | Number of Violation | Percentage (Note 2) |
|--------------|-----------------------|-------------------------|-------------------|-------------------------------------|---------------------|-------------------------|---------------------|--|---------------------|----------------------------------|---------------------|---------------------|---------------------|
| | | | | | | Breakdown of Inspection | Percentage (Note 2) | By Registered Inspection Agency (Note 3,4) | Percentage (Note 2) | By Foreign Official Laboratories | Percentage (Note 2) | | |
| | | % | Thousand tons | | % | | % | | % | | % | | % |
| 1965 | 94,986 | | 12,765 | | | 5,574 | 5.9 | | | | | 679 | 0.7 |
| 1975 | 246,507 | | 20,775 | | | 21,461 | 8.7 | | | | | 1,634 | 0.7 |
| 1981 | 346,711 | 110.4 | 23,057 | 39,026 | 11.3 | 20,887 | 6.0 | 20,528 | 5.9 | | | 964 | 0.3 |
| 1982 | 319,617 | 92.2 | 21,484 | 34,447 | 10.8 | 17,012 | 5.3 | 20,215 | 6.3 | | | 569 | 0.2 |
| 1983 | 334,829 | 104.8 | 21,924 | 32,835 | 9.8 | 16,100 | 4.8 | 19,623 | 5.9 | 413 | 0.1 | 469 | 0.1 |
| 1984 | 364,227 | 108.8 | 22,465 | 36,062 | 9.9 | 16,762 | 4.6 | 22,263 | 6.1 | 853 | 0.2 | 444 | 0.1 |
| 1985 | 384,728 | 105.6 | 22,665 | 39,817 | 10.3 | 14,892 | 3.9 | 26,054 | 6.8 | 1,904 | 0.5 | 308 | 0.1 |
| 1986 | 477,016 | 124.0 | 22,284 | 57,553 | 12.1 | 20,451 | 4.3 | 37,434 | 7.8 | 4,127 | 0.9 | 558 | 0.1 |
| 1987 | 550,568 | 115.4 | 22,055 | 72,115 | 13.1 | 26,774 | 4.9 | 44,944 | 8.2 | 6,332 | 1.2 | 572 | 0.1 |
| 1988 | 655,806 | 119.1 | 21,924 | 99,659 | 15.2 | 24,306 | 3.7 | 58,663 | 8.9 | 23,905 | 3.6 | 1,000 | 0.2 |
| 1989 | 682,182 | 104.0 | 21,866 | 123,294 | 18.1 | 23,613 | 3.5 | 70,033 | 10.3 | 38,974 | 5.7 | 956 | 0.1 |
| 1990 | 678,965 | 99.5 | 21,731 | 119,345 | 17.6 | 25,091 | 3.7 | 59,063 | 8.7 | 47,674 | 7.0 | 993 | 0.1 |
| 1991 | 720,950 | 106.2 | 23,704 | 120,701 | 16.7 | 30,102 | 4.2 | 67,063 | 9.3 | 38,411 | 5.3 | 968 | 0.1 |
| 1992 | 779,460 | 108.1 | 25,035 | 124,572 | 16.0 | 45,632 | 5.9 | 72,789 | 9.3 | 21,377 | 2.7 | 1,051 | 0.1 |
| 1993 | 848,319 | 108.8 | 25,462 | 124,578 | 14.7 | 43,960 | 5.2 | 72,396 | 8.5 | 19,242 | 2.3 | 798 | 0.1 |
| 1994 | 963,359 | 113.6 | 30,594 | 132,659 | 13.8 | 48,446 | 5.0 | 74,619 | 7.7 | 21,252 | 2.2 | 1,126 | 0.1 |
| 1995 | 1,052,030 | 109.2 | 28,268 | 141,128 | 13.4 | 60,787 | 5.8 | 74,634 | 7.1 | 19,760 | 1.9 | 948 | 0.1 |
| 1996 | 1,117,044 | 106.2 | 26,068 | 119,630 | 10.7 | 60,142 | 5.4 | 62,385 (17,777) | 5.6 | 6,385 | 0.6 | 781 | 0.1 |
| 1997 | 1,182,816 | 105.9 | 28,906 | 98,774 | 8.4 | 41,922 | 3.5 | 55,675 (33,440) | 4.7 | 6,395 | 0.5 | 775 | 0.1 |
| 1998 | 1,276,994 | 108.0 | 29,150 | 104,918 | 8.2 | 48,439 | 3.8 | 55,911 (34,677) | 4.4 | 6,553 | 0.5 | 881 | 0.1 |
| 1999 | 1,404,110 | 110.0 | 28,928 | 108,515 | 7.7 | 49,289 | 3.5 | 62,276 (37,013) | 4.4 | 4,111 | 0.3 | 948 | 0.1 |
| 2000 | 1,550,925 | 110.5 | 30,034 | 112,281 | 7.2 | 52,244 | 3.4 | 63,789 (37,484) | 4.1 | 3,796 | 0.2 | 1,037 | 0.1 |
| 2001 | 1,607,011 | 103.6 | 32,508 | 109,733 | 6.8 | 45,353 | 2.8 | 66,620 (40,138) | 4.1 | 4,861 | 0.3 | 992 | 0.1 |
| 2002 | 1,618,880 | 100.7 | 33,202 | 136,087 | 8.4 | 63,689 | 3.9 | 78,327 (47,333) | 4.8 | 6,379 | 0.4 | 972 | 0.1 |
| 2003 | 1,683,176 | 104.0 | 34,162 | 170,872 | 10.2 | 70,233 | 4.2 | 107,257 (64,967) | 6.4 | 5,957 | 0.4 | 1,430 | 0.1 |
| 2004 | 1,791,224 | 106.4 | 34,270 | 188,904 | 10.5 | 65,119 | 3.6 | 127,294 (81,839) | 7.1 | 6,181 | 0.3 | 1,143 | 0.1 |
| 2005 | 1,864,412 | 104.1 | 33,782 | 189,362 | 10.2 | 66,147 | 3.5 | 125,083 (73,589) | 6.7 | 7,919 | 0.4 | 935 | 0.1 |
| 2006 | 1,859,281 | 99.7 | 34,096 | 198,936 | 10.7 | 61,811 | 3.3 | 139,991 (87,779) | 7.5 | 6,953 | 0.4 | 1,530 | 0.1 |
| 2007 | 1,797,086 | 96.7 | 32,261 | 198,542 | 11.0 | 58,299 | 3.2 | 144,846 (94,598) | 8.1 | 5,818 | 0.3 | 1,150 | 0.1 |
| 2008 | 1,759,123 | 97.9 | 31,551 | 193,917 | 11.0 | 58,706 | 3.3 | 140,878 (95,490) | 8.0 | 6,208 | 0.4 | 1,150 | 0.1 |
| 2009 | 1,821,269 | 103.5 | 30,605 | 231,638 | 12.7 | 56,518 | 3.1 | 184,726 (110,308) | 10.1 | 5,925 | 0.3 | 1,559 | 0.1 |
| 2010 | 2,001,020 | 109.9 | 31,802 | 247,047 | 12.3 | 57,359 | 2.9 | 195,954 (118,721) | 9.8 | 6,200 | 0.3 | 1,376 | 0.1 |
| 2011 | 2,096,127 | 104.8 | 33,407 | 231,776 | 11.1 | 58,941 | 2.8 | 180,023 (99,117) | 8.6 | 5,546 | 0.3 | 1,257 | 0.1 |
| 2012 | 2,181,495 | 104.1 | 32,156 | 223,380 | 10.2 | 62,432 | 2.9 | 168,475 (82,448) | 7.7 | 4,273 | 0.2 | 1,053 | 0.0 |

Note 1: The values are determined by subtracting duplication from the total number of inspections implemented by administrative agency, registered inspection agency and foreign official laboratories.

Note 2: Proportion to the Number of Declaration

Note 3: Values in parentheses are the number of compulsory inspection implemented by registered inspection agency.

Note 4: Including local hygienic laboratory

Table 2. State of Declaration, Inspection and Violation by Quarantine Station

| Quarantine Station | Number and Weight of Import Declaration | | Number of Inspection | | Number of Violation | |
|----------------------|---|------------|----------------------|-----------|---------------------|--------|
| | Number | Weight | Number | Weight | Number | Weight |
| | | tons | | tons | | tons |
| Otaru | 22,165 | 572,630 | 1,603 | 94,221 | 12 | 262 |
| Chitose Airport | 1,715 | 854 | 159 | 73 | 1 | 0 |
| Sendai | 16,766 | 431,232 | 2,284 | 105,487 | 6 | 86 |
| Sendai Airport | 50 | 4 | 4 | 2 | 0 | 0 |
| Narita Airport | 295,874 | 126,454 | 25,123 | 9,017 | 103 | 21 |
| Tokyo | 600,914 | 6,487,212 | 51,554 | 730,336 | 197 | 6,512 |
| Tokyo Second Section | 26,748 | 323,163 | 6,215 | 67,689 | 4 | 19 |
| Chiba | 6,013 | 1,704,130 | 822 | 213,121 | 7 | 2,693 |
| Tokyo Airport | 6,786 | 8,720 | 559 | 937 | 6 | 3 |
| Kawasaki | 102,689 | 1,611,432 | 17,844 | 158,413 | 37 | 180 |
| Yokohama | 211,988 | 3,616,031 | 20,208 | 385,942 | 167 | 21,707 |
| Nigata | 23,720 | 259,318 | 2,344 | 54,007 | 5 | 20 |
| Komatsu Airport | 3,953 | 20,434 | 181 | 523 | 0 | 0 |
| Nagoya | 112,831 | 4,268,486 | 10,445 | 1,807,184 | 60 | 14,294 |
| Shimizu | 37,104 | 1,525,471 | 3,349 | 485,050 | 33 | 11,471 |
| Chubu Airport | 11,314 | 4,491 | 2,912 | 393 | 13 | 2 |
| Yokkaichi | 4,396 | 355,520 | 957 | 157,370 | 8 | 599 |
| Osaka | 274,907 | 2,674,036 | 23,819 | 256,465 | 110 | 1,028 |
| Kansai Airport | 64,013 | 60,986 | 8,224 | 2,588 | 32 | 6 |
| Kobe | 102,054 | 2,351,123 | 13,551 | 467,254 | 89 | 15,724 |
| Kobe Second Section | 67,631 | 2,847,333 | 9,589 | 439,696 | 54 | 16,858 |
| Hiroshima | 17,244 | 253,704 | 1,245 | 16,228 | 6 | 22 |
| Sakai | 2,651 | 20,161 | 246 | 2,407 | 1 | 0 |
| Hiroshima Airport | 327 | 18 | 55 | 1 | 3 | 0 |
| Fukuoka | 75,177 | 1,786,093 | 9,207 | 174,475 | 51 | 710 |
| Moji | 13,333 | 155,737 | 2,356 | 26,074 | 10 | 94 |
| Shimonoseki | 59,209 | 133,735 | 4,932 | 26,300 | 16 | 39 |
| Fukuoka Airport | 7,572 | 6,022 | 1,170 | 481 | 8 | 1 |
| Nagasaki | 1,286 | 21,430 | 179 | 4,744 | 0 | 0 |
| Kagoshima | 1,611 | 396,633 | 296 | 284,706 | 7 | 2,087 |
| Naha | 9,082 | 133,174 | 1,873 | 34,554 | 6 | 37 |
| Naha Airport | 372 | 87 | 75 | 11 | 1 | 0 |
| Total | 2,181,495 | 32,155,854 | 223,380 | 6,005,747 | 1,053 | 94,477 |

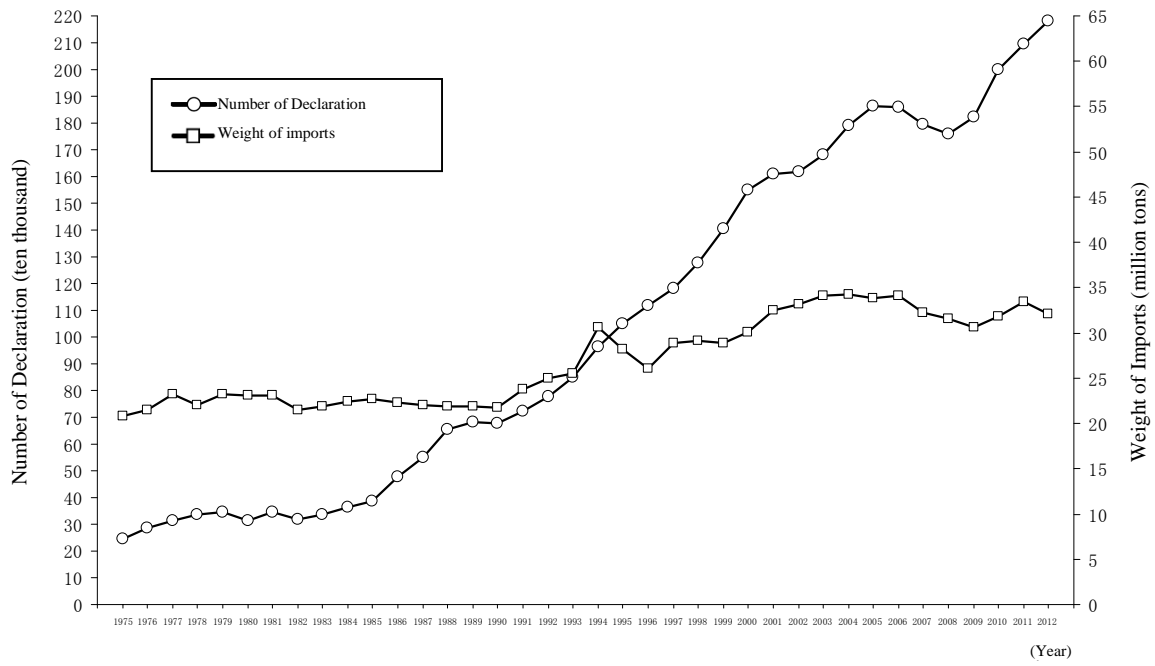
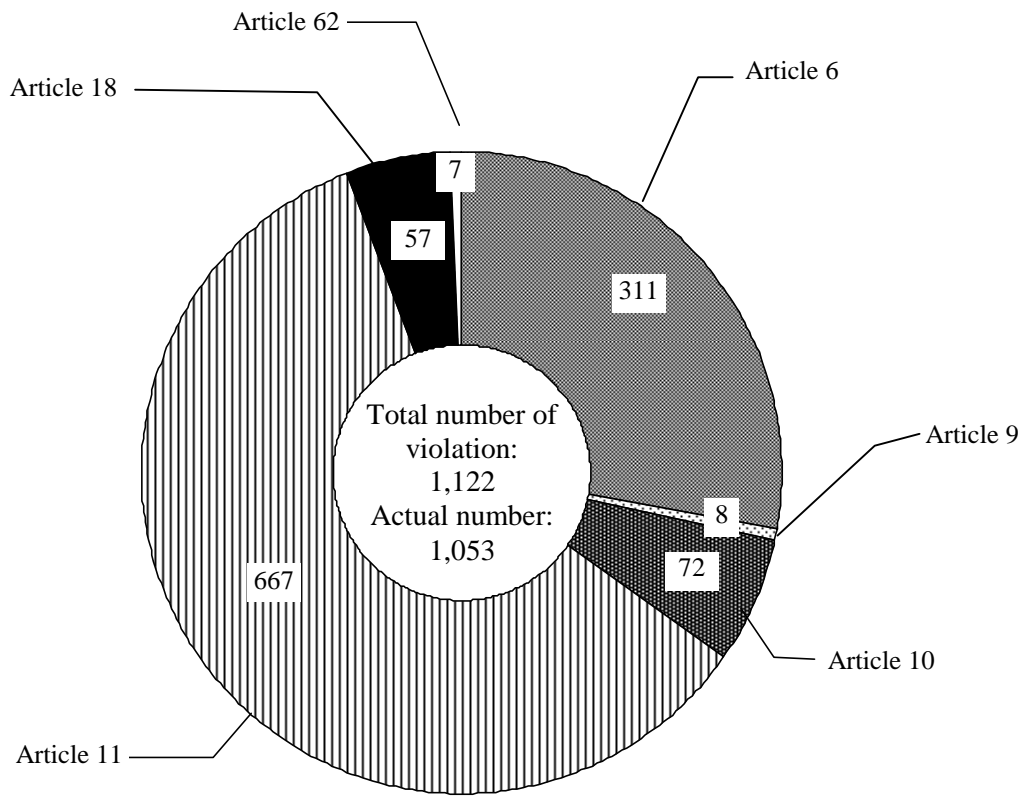


Figure 1. Changes in Number and Weight of Import Declaration by Year

Table 3. Major Examples of Food Sanitation Law Violation

| Provision in Conflict | Number of Violation | Percentage | Concrete Examples |
|--|-----------------------------------|------------|--|
| Article 6 (Prohibition of sales of foods and additives) | 311 | 27.7 | Aflatoxin on the surface of maize, peanuts, almonds, dried figs, Job's tears, pistachio nuts, chili pepper, nutmeg, walnuts, cassia seeds, Sichuan pepper, etc.; Interminglement of toxic fishes; Detection of diarrhetic and paralytic shellfish poisoning; Detection of Cyanide; Detection of <i>Listeria monocytogenes</i> from unheated meat product etc.; Detection of <i>kudoa septempunctata</i> ; Decay, deterioration and molding of rice, wheat, rape seeds, soybean etc. by accident during transport |
| Article 9 (Restriction on sales of meats which have or are suspected to have any of diseases) | 8 | 0.7 | Non-attachment of health certificate |
| Article 10 (Restriction on sales of additives etc.) | 72 | 6.4 | Use of unspecified additives including β -Apo-8'-carotenal, TBHQ, quinoline yellow, patent blue V, cyclamic acid, azorubine, methyl parahydroxybenzoate, iodinated salt, methanol, potassium iodide, boric acid |
| Article 11 (Standards and specifications for foods or additives) | 667 | 59.4 | Violation of specification for components of vegetables/frozen vegetables (violation of tolerance for pesticide residue) Violation of specification for components of aquatic products and processed aquatic products (violation of tolerance for veterinary medicines/pesticide residue), Violation of specification for components of other processed food (positive for <i>E. coli</i> , etc.), Violation of standards on the use of food additives (sulfur dioxide, sorbic acid, benzoic acid, etc.), Violation of specification for components of additives, Detection of radioactive substances |
| Article 18 (Standards and specifications for foods or additives packaging) | 57 | 5.1 | Violation of specification for apparatus and container/packaging Violation of specification by material on raw materials |
| Article 62 (Provisions regarding toys etc. applied mutatis mutandis) | 7 | 0.6 | Violation of specification for toys or the raw materials |
| Total | (Total Number) (Actual Number) | | 1,122 1,053 |



| Provision in Conflict | Number of Violation | Percentage (%) |
|-----------------------|---------------------|----------------|
| Article 6 | 311 | 27.7 |
| Article 9 | 8 | 0.7 |
| Article 10 | 72 | 6.4 |
| Article 11 | 667 | 59.4 |
| Article 18 | 57 | 5.1 |
| Article 62 | 7 | 0.6 |
| Total | 1,122 | 100.0 |

Figure 2. Composition of Violations by Article

Table 4. Number of Declaration, Inspection and Violation by Item

| Certification of Items | Number and Weight of Import Declaration | | Number of Inspection | | Number of Violation | |
|---|---|-----------|----------------------|---------|---------------------|--------|
| | Number | Weight | Number | Weight | Number | Weight |
| Livestock food | 163,380 | 1,998,065 | 8,390 | 42,195 | 10 | 1 |
| Fresh meat (including internal organs) | 161,324 | 1,968,096 | 8,385 | 42,095 | 10 | 1 |
| Beef | 69,018 | 575,284 | 6,115 | 19,804 | 8 | 1 |
| Water buffalo meat | 0 | 0 | 0 | 0 | 0 | 0 |
| Pork | 57,623 | 942,227 | 618 | 8,695 | 2 | 1 |
| Boar meat | 0 | 0 | 0 | 0 | 0 | 0 |
| Horsemeat | 1,981 | 5,308 | 750 | 1,516 | 0 | 0 |
| Mule | 0 | 0 | 0 | 0 | 0 | 0 |
| Mutton and lamb | 1,751 | 16,750 | 121 | 1,374 | 0 | 0 |
| Goat meat | 24 | 250 | 1 | 19 | 0 | 0 |
| Rabbit meat | 170 | 37 | 11 | 6 | 0 | 0 |
| Other flesh | 58 | 104 | 8 | 23 | 0 | 0 |
| Chicken | 22,719 | 423,071 | 598 | 10,621 | 0 | 0 |
| Domestic duck | 4,589 | 3,994 | 88 | 22 | 0 | 0 |
| Turkey | 121 | 632 | 2 | 5 | 0 | 0 |
| Other fowl | 3,270 | 440 | 73 | 10 | 0 | 0 |
| Milk | 0 | 0 | 0 | 0 | 0 | 0 |
| Bird eggs | 29 | 829 | 3 | 89 | 0 | 0 |
| Other fresh livestock food | 2,027 | 29,140 | 2 | 12 | 0 | 0 |
| Processed livestock food | 163,931 | 1,082,491 | 28,800 | 244,285 | 42 | 43 |
| Meat product | 48,210 | 471,917 | 17,152 | 175,827 | 29 | 40 |
| Dried meat product | 791 | 2,039 | 207 | 782 | 0 | 0 |
| Unheated meat product | 5,821 | 3,252 | 1,952 | 969 | 23 | 23 |
| Designated heated meat product | 0 | 0 | 0 | 0 | 0 | 0 |
| Heated meat product (heating after packaging) | 4,121 | 30,479 | 1,637 | 14,339 | 1 | 0 |
| Heated meat product (packaging after heating) | 37,477 | 436,147 | 13,356 | 159,736 | 5 | 17 |
| Other meat product | 0 | 0 | 0 | 0 | 0 | 0 |
| Milk and dairy product | 91,760 | 429,578 | 2,966 | 13,146 | 9 | 1 |
| Milk and cream in liquid state | 136 | 2,396 | 43 | 458 | 0 | 0 |
| Condensed/concentrated milk | 10 | 182 | 1 | 7 | 0 | 0 |
| Powdered milk | 558 | 15,117 | 105 | 3,085 | 0 | 0 |
| Fermented milk and lactobacillus drink | 115 | 157 | 34 | 44 | 0 | 0 |
| Butter | 1,462 | 10,011 | 153 | 3,329 | 1 | 0 |
| Cheese and cheese curd | 76,886 | 239,497 | 1,801 | 2,566 | 5 | 1 |
| Ice cream | 1,556 | 8,940 | 345 | 1,168 | 3 | 0 |
| Food made of milk as main material | 5,676 | 93,945 | 190 | 1,192 | 0 | 0 |
| Other dairy product | 5,361 | 59,333 | 294 | 1,297 | 0 | 0 |
| Processed egg product | 1,907 | 28,372 | 122 | 1,364 | 0 | 0 |
| Hen egg product | 1,324 | 23,695 | 61 | 941 | 0 | 0 |
| Other processed egg product | 583 | 4,677 | 61 | 423 | 0 | 0 |
| Flesh and fowl preparations | 1,818 | 26,939 | 36 | 280 | 0 | 0 |
| Meat extract | 141 | 1,488 | 9 | 54 | 0 | 0 |
| Blood preparations | 18 | 123 | 0 | 0 | 0 | 0 |
| Other flesh and fowl preparations | 1,659 | 25,328 | 27 | 226 | 0 | 0 |
| Other processed livestock product | 20,236 | 125,683 | 8,524 | 53,668 | 4 | 2 |
| Frozen food (other than meat product) | 15,581 | 80,785 | 7,811 | 45,956 | 1 | 2 |
| Tightly-packaged food pasteurized by pressing and heating | 535 | 5,286 | 51 | 90 | 1 | 0 |
| Honey | 2,929 | 38,190 | 475 | 7,306 | 0 | 0 |
| Royal Jelly | 219 | 438 | 55 | 121 | 1 | 0 |
| Propolis | 335 | 99 | 52 | 9 | 0 | 0 |
| Other processed livestock food | 637 | 886 | 80 | 185 | 1 | 0 |
| Aquatic food | 120,053 | 1,042,027 | 9,913 | 97,763 | 59 | 811 |
| Fish | 83,375 | 727,635 | 4,913 | 27,883 | 6 | 15 |
| Freshwater fish | 2,654 | 7,080 | 2,058 | 4,467 | 3 | 2 |
| Bonito, tuna, mackerel | 40,642 | 303,258 | 77 | 1,600 | 0 | 0 |
| Horse mackerel, yellowtail, dolphinfish | 1,392 | 25,576 | 20 | 335 | 0 | 0 |
| Sea bass, sea bream, croaker | 4,419 | 19,040 | 111 | 744 | 0 | 0 |
| Herring, sardine | 491 | 27,584 | 27 | 903 | 0 | 0 |
| Codfish | 729 | 19,251 | 31 | 1,136 | 0 | 0 |
| Flatfish, sole | 3,756 | 33,798 | 1,236 | 3,693 | 1 | 2 |
| Grouper | 150 | 80 | 66 | 36 | 0 | 0 |
| Barracuda | 174 | 420 | 4 | 13 | 0 | 0 |
| Snapper | 73 | 181 | 20 | 45 | 0 | 0 |
| Globefish | 322 | 5,383 | 322 | 5,383 | 1 | 10 |
| Other fish | 28,573 | 285,984 | 941 | 9,526 | 1 | 1 |
| Shellfish | 11,652 | 56,108 | 1,821 | 35,758 | 10 | 274 |
| Bivalve | 8,802 | 51,235 | 1,750 | 35,641 | 10 | 274 |
| Snail | 2,850 | 4,873 | 71 | 117 | 0 | 0 |
| Aquatic animals | 18,884 | 196,970 | 3,040 | 33,405 | 43 | 522 |
| Lobster, prawn, shrimp | 12,039 | 97,393 | 2,734 | 30,089 | 42 | 521 |
| Crab | 3,382 | 30,564 | 169 | 1,688 | 0 | 0 |
| Other crustacean | 15 | 5 | 2 | 0 | 0 | 0 |
| Other aquatic animals | 3,448 | 69,009 | 135 | 1,628 | 1 | 1 |
| Seaweed | 486 | 5,459 | 23 | 129 | 0 | 0 |
| Sea tangle | 0 | 0 | 0 | 0 | 0 | 0 |
| Laver | 2 | 0 | 0 | 0 | 0 | 0 |
| Wakame | 195 | 5,392 | 7 | 125 | 0 | 0 |
| Agar-agar | 6 | 1 | 1 | 0 | 0 | 0 |
| Other seaweed | 283 | 66 | 15 | 4 | 0 | 0 |
| Other aquatic food | 5,656 | 55,854 | 116 | 590 | 0 | 0 |
| Processed aquatic food | 198,285 | 1,230,514 | 34,417 | 202,346 | 200 | 889 |
| Processed fish product | 99,656 | 725,294 | 9,704 | 52,104 | 49 | 194 |
| Sliced/shucked fresh fish (including frozen food) | 35,925 | 230,989 | 2,284 | 12,713 | 17 | 83 |
| Dried fish product | 4,642 | 23,158 | 535 | 1,863 | 0 | 0 |
| Processed and cooked fish | 5,867 | 41,825 | 381 | 1,821 | 0 | 0 |
| Frozen food | 40,133 | 176,899 | 5,480 | 24,454 | 25 | 69 |
| Tightly-packaged food pasteurized by pressing and heating | 1,328 | 14,943 | 131 | 767 | 0 | 0 |
| Fish meat kneaded products | 9,775 | 227,582 | 741 | 9,785 | 7 | 43 |
| Other processed fish product | 1,986 | 9,897 | 152 | 701 | 0 | 0 |
| Processed shellfish product | 9,388 | 52,548 | 4,382 | 37,680 | 10 | 70 |
| Sliced/shucked fresh shellfish (including frozen food) | 5,186 | 12,417 | 1,842 | 6,712 | 2 | 4 |

Table 4. Number of Declaration, Inspection and Violation by Item

| Certification of Items | Number and Weight of Import Declaration | | Number of Inspection | | Number of Violation | |
|--|---|------------|----------------------|-----------|---------------------|--------|
| | Number | Weight | Number | Weight | Number | Weight |
| Dried shellfish | 124 | 287 | 49 | 159 | 0 | 0 |
| Processed and cooked shellfish | 1,028 | 9,249 | 535 | 7,035 | 0 | 0 |
| Frozen food | 2,145 | 25,331 | 1,638 | 20,604 | 5 | 34 |
| Tightly-packaged food pasteurized by pressing and heating | 169 | 940 | 137 | 873 | 3 | 32 |
| Other processed shellfish product | 736 | 4,324 | 181 | 2,298 | 0 | 0 |
| Processed aquatic animal product (other than fish and shellfish) | 74,797 | 391,238 | 19,150 | 107,859 | 139 | 625 |
| Sliced/shucked fresh aquatic animals (including frozen food) | 29,722 | 154,835 | 7,411 | 45,325 | 42 | 211 |
| Dried aquatic animal product | 2,877 | 15,152 | 800 | 4,776 | 4 | 22 |
| Processed and cooked aquatic animals | 7,188 | 52,770 | 943 | 6,587 | 8 | 13 |
| Frozen food | 33,880 | 159,394 | 9,858 | 50,750 | 84 | 377 |
| Tightly-packaged food pasteurized by pressing and heating | 64 | 60 | 10 | 17 | 0 | 0 |
| Fish meat kneaded products | 244 | 564 | 71 | 153 | 1 | 1 |
| Other processed aquatic animal product | 822 | 8,464 | 57 | 250 | 0 | 0 |
| Processed seaweed product | 10,546 | 44,736 | 574 | 2,100 | 1 | 0 |
| Dried seaweed | 7,483 | 24,311 | 232 | 729 | 1 | 0 |
| Salted seaweed | 1,141 | 11,287 | 25 | 244 | 0 | 0 |
| Seaweed boiled down in soy sauce | 877 | 3,528 | 126 | 424 | 0 | 0 |
| Agar-agar | 294 | 1,631 | 64 | 218 | 0 | 0 |
| Other processed seaweed product | 751 | 3,978 | 127 | 485 | 0 | 0 |
| Processed aquatic animal egg product | 3,898 | 16,697 | 607 | 2,603 | 1 | 0 |
| Processed fish egg product | 3,892 | 16,694 | 606 | 2,603 | 1 | 0 |
| Processed shellfish egg product | 0 | 0 | 0 | 0 | 0 | 0 |
| Processed other aquatic animal egg product | 6 | 3 | 1 | 0 | 0 | 0 |
| Agricultural food | 194,841 | 18,407,431 | 36,427 | 4,744,323 | 347 | 91,486 |
| Cereals | 8,747 | 10,025,320 | 3,809 | 4,102,195 | 161 | 87,479 |
| Non-glutinous rice | 1,031 | 636,058 | 374 | 168,967 | 27 | 700 |
| Glutinous rice | 63 | 11,176 | 26 | 3,892 | 1 | 2 |
| Other rice | 1 | 0 | 1 | 0 | 0 | 0 |
| Barley | 118 | 236,689 | 16 | 11,077 | 4 | 44 |
| Wheat | 495 | 5,165,215 | 115 | 319,529 | 20 | 277 |
| Rye | 48 | 4,765 | 5 | 197 | 0 | 0 |
| Oat | 57 | 790 | 2 | 3 | 0 | 0 |
| Other oats | 5 | 5 | 2 | 2 | 0 | 0 |
| Maize | 5,532 | 3,872,611 | 2,831 | 3,585,369 | 102 | 85,971 |
| Buckwheat | 892 | 89,746 | 84 | 7,082 | 2 | 399 |
| Indian millet | 32 | 279 | 6 | 113 | 0 | 0 |
| Job's tears | 317 | 5,622 | 317 | 5,622 | 5 | 86 |
| Other miscellaneous cereals | 156 | 2,364 | 30 | 340 | 0 | 0 |
| Pulses | 9,876 | 2,703,611 | 2,587 | 84,149 | 39 | 827 |
| Peanuts | 1,326 | 26,672 | 1,326 | 26,672 | 24 | 478 |
| Soybean | 4,794 | 2,518,107 | 396 | 25,176 | 8 | 233 |
| Adzuki beans | 2,655 | 128,954 | 703 | 29,114 | 5 | 92 |
| Broad bean | 204 | 5,337 | 16 | 377 | 0 | 0 |
| Pea | 478 | 13,115 | 28 | 727 | 0 | 0 |
| Other pulses | 419 | 11,426 | 118 | 2,083 | 2 | 24 |
| Vegetables | 91,477 | 874,841 | 15,642 | 167,190 | 50 | 152 |
| Cruciferous vegetables | 9,641 | 79,503 | 716 | 4,848 | 4 | 1 |
| Potato, yam, taro | 900 | 26,449 | 68 | 1,283 | 0 | 0 |
| Cucurbitaceous vegetables | 3,021 | 117,446 | 71 | 1,805 | 0 | 0 |
| Vegetables of the asteraceae | 6,903 | 62,089 | 398 | 2,527 | 1 | 0 |
| Mushroom | 8,348 | 8,442 | 2,351 | 1,723 | 1 | 0 |
| Umbelliferous vegetables | 5,553 | 89,427 | 2,709 | 73,022 | 7 | 34 |
| Solanaceous vegetables | 16,729 | 43,277 | 1,754 | 5,499 | 7 | 14 |
| Liliaceae vegetables | 27,176 | 412,454 | 5,819 | 72,226 | 2 | 19 |
| Other vegetables | 13,206 | 35,753 | 1,756 | 4,256 | 28 | 84 |
| Fruits | 65,144 | 1,832,286 | 6,747 | 115,486 | 23 | 165 |
| Stone fruits | 5,955 | 13,645 | 252 | 358 | 0 | 0 |
| Citrus fruits | 16,535 | 331,443 | 942 | 17,147 | 4 | 88 |
| Pomaceous fruits | 243 | 2,132 | 7 | 85 | 0 | 0 |
| Tropical fruits | 25,153 | 1,385,390 | 4,321 | 93,325 | 9 | 62 |
| Berry fruits | 9,836 | 36,967 | 805 | 1,930 | 5 | 2 |
| Other fruits | 7,422 | 62,709 | 420 | 2,640 | 5 | 13 |
| Nuts and seeds | 19,207 | 2,971,337 | 7,641 | 275,304 | 74 | 2,864 |
| Nuts | 4,389 | 64,942 | 3,247 | 47,121 | 20 | 279 |
| Oil seeds (for extraction of cooking oil) | 1,103 | 2,412,079 | 508 | 74,986 | 11 | 578 |
| Coffee bean | 11,747 | 395,276 | 2,655 | 84,856 | 2 | 40 |
| Cacao bean | 985 | 54,580 | 888 | 51,809 | 32 | 1,629 |
| Other nuts and seeds | 983 | 44,459 | 343 | 16,530 | 9 | 337 |
| Other agricultural food | 390 | 36 | 1 | 0 | 0 | 0 |
| Processed agricultural food | 347,768 | 3,486,974 | 47,443 | 466,598 | 176 | 898 |
| Preparations of cereals | 55,570 | 501,948 | 4,178 | 45,851 | 13 | 30 |
| Rice flour | 1,724 | 89,212 | 229 | 31,007 | 0 | 0 |
| Oat flour | 2,228 | 45,407 | 97 | 1,195 | 0 | 0 |
| Flour of miscellaneous cereals | 482 | 5,973 | 56 | 376 | 0 | 0 |
| Boiled cereals in water | 1,907 | 46,127 | 74 | 1,358 | 0 | 0 |
| Noodles (other than frozen food) | 25,073 | 185,300 | 1,319 | 3,704 | 3 | 5 |
| Bread (other than frozen food) | 765 | 601 | 119 | 43 | 1 | 0 |
| Frozen food | 16,497 | 89,452 | 1,772 | 5,844 | 7 | 7 |
| Tightly-packaged food pasteurized by pressing and heating | 637 | 8,507 | 69 | 665 | 1 | 17 |
| Other preparations of cereals | 6,257 | 31,368 | 443 | 1,658 | 1 | 1 |
| Preparations of pulses | 16,774 | 295,069 | 4,834 | 64,748 | 18 | 138 |
| Pulses flour | 469 | 26,429 | 27 | 285 | 0 | 0 |
| Peanuts preparations | 3,468 | 56,943 | 3,465 | 56,943 | 17 | 114 |
| Roasted/fried pulses (other than peanuts) | 359 | 2,183 | 62 | 388 | 0 | 0 |
| Bean jam | 5,686 | 75,339 | 527 | 3,910 | 0 | 0 |
| Boiled beans (including boiled adzuki) | 2,858 | 13,705 | 312 | 1,173 | 1 | 25 |
| Processed soybean (other than listed above) | 241 | 247 | 26 | 50 | 0 | 0 |
| Frozen food | 1,060 | 5,734 | 215 | 1,269 | 0 | 0 |
| Tightly-packaged food pasteurized by pressing and | 467 | 2,057 | 30 | 77 | 0 | 0 |

Table 4. Number of Declaration, Inspection and Violation by Item

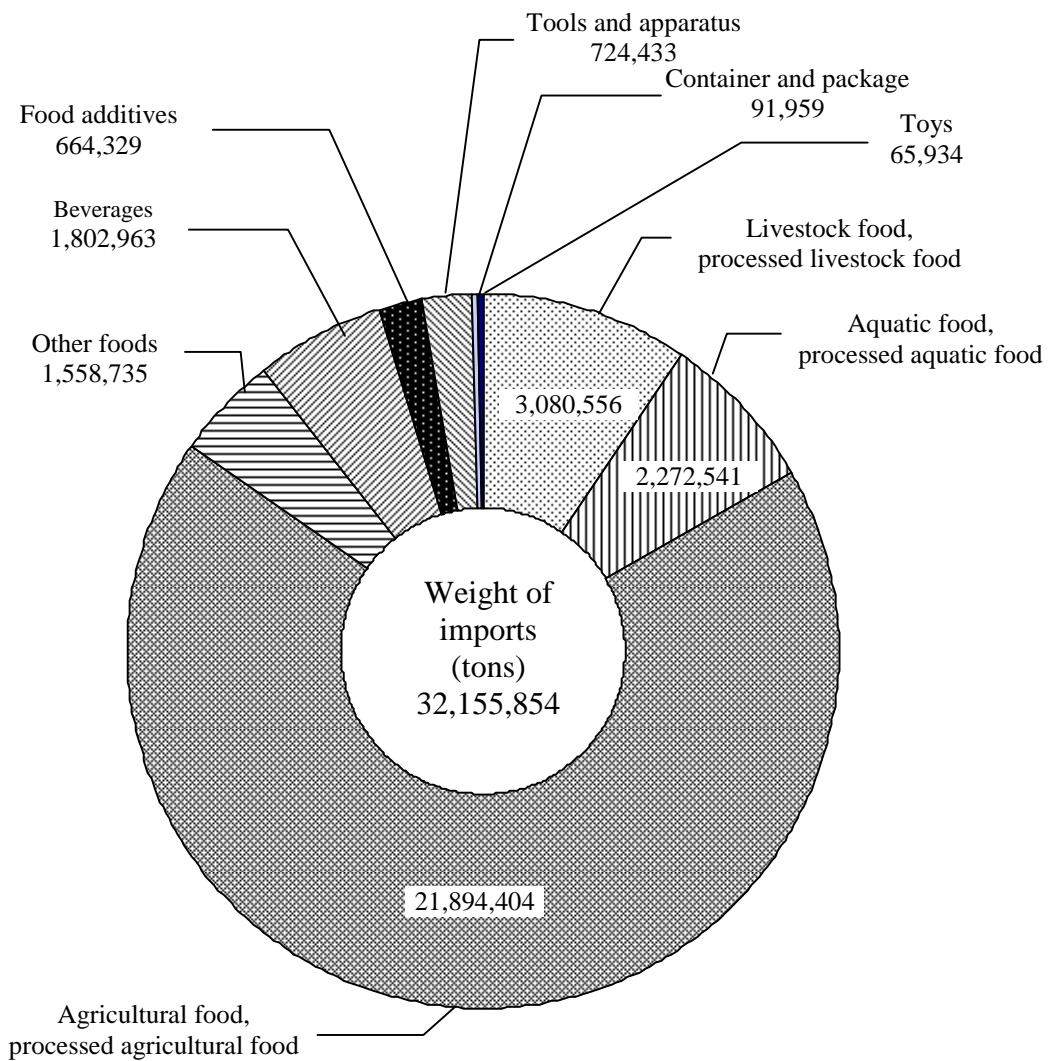
| Certification of Items | Number and Weight of Import Declaration | | Number of Inspection | | Number of Violation | |
|--|---|-----------|----------------------|---------|---------------------|--------|
| | Number | Weight | Number | Weight | Number | Weight |
| heating | | | | | | |
| Other preparations of pulses | 2,166 | 112,431 | 170 | 653 | 0 | 0 |
| Preparations of vegetables (other than processed mushroom, spices, processed herb and tea) | 163,324 | 1,708,917 | 22,405 | 191,801 | 63 | 380 |
| Dried vegetables | 6,560 | 43,944 | 1,745 | 7,990 | 6 | 18 |
| Flour | 1,124 | 27,779 | 107 | 1,196 | 0 | 0 |
| Salted vegetables (including in brine) | 8,127 | 131,370 | 597 | 7,747 | 1 | 5 |
| Preserved vegetables | 41,483 | 144,338 | 2,396 | 6,209 | 6 | 9 |
| Boiled vegetables in water | 24,307 | 235,331 | 1,818 | 9,521 | 1 | 7 |
| Puree and paste | 3,684 | 161,961 | 172 | 2,223 | 1 | 21 |
| Frozen food | 60,833 | 822,741 | 13,908 | 149,939 | 42 | 316 |
| Tightly-packaged food pasteurized by pressing and heating | 1,297 | 5,932 | 227 | 758 | 3 | 4 |
| Other preparations of vegetables | 15,909 | 135,520 | 1,435 | 6,218 | 3 | 0 |
| Processed mushroom product | 9,816 | 41,749 | 2,602 | 7,300 | 3 | 4 |
| Dried mushroom (including flour) | 4,107 | 8,571 | 1,802 | 3,430 | 2 | 4 |
| Salted mushroom (including in brine) | 571 | 4,668 | 20 | 180 | 0 | 0 |
| Boiled mushroom in water | 3,006 | 19,332 | 387 | 2,138 | 1 | 0 |
| Frozen food | 637 | 4,616 | 161 | 1,002 | 0 | 0 |
| Tightly-packaged food pasteurized by pressing and heating | 692 | 2,230 | 90 | 251 | 0 | 0 |
| Other processed mushroom product | 803 | 2,331 | 142 | 299 | 0 | 0 |
| Processed wild grass product and spices | 12,727 | 41,481 | 2,735 | 15,108 | 18 | 28 |
| Allspice | 24 | 164 | 4 | 26 | 0 | 0 |
| Cinnamon | 339 | 406 | 24 | 23 | 0 | 0 |
| Laurel | 112 | 218 | 4 | 10 | 0 | 0 |
| Saffron | 77 | 1 | 4 | 0 | 0 | 0 |
| Clove | 87 | 299 | 11 | 50 | 0 | 0 |
| Chili pepper | 1,271 | 10,397 | 1,270 | 10,388 | 6 | 2 |
| Nutmeg | 86 | 490 | 86 | 490 | 3 | 19 |
| Paprika | 187 | 900 | 35 | 82 | 0 | 0 |
| Peppers | 1,513 | 8,284 | 116 | 513 | 0 | 0 |
| Mustards | 250 | 4,648 | 21 | 227 | 0 | 0 |
| Curry powder | 90 | 45 | 27 | 21 | 1 | 1 |
| Other processed wild grass product and spices | 8,691 | 15,629 | 1,133 | 3,278 | 8 | 6 |
| Tea | 17,924 | 37,208 | 1,715 | 9,392 | 10 | 44 |
| Non-fermented tea | 2,223 | 5,435 | 199 | 878 | 0 | 0 |
| Semi-fermented tea | 2,591 | 15,418 | 722 | 7,491 | 8 | 44 |
| Fermented tea | 13,110 | 16,356 | 794 | 1,022 | 2 | 0 |
| Preparations of fruits | 36,401 | 378,987 | 5,719 | 44,756 | 43 | 120 |
| Dried fruits (including powdered fruits) | 5,968 | 56,737 | 1,293 | 7,949 | 18 | 105 |
| Temporarily stored fruits | 1,493 | 29,450 | 201 | 3,618 | 0 | 0 |
| Preserved fruits | 4,930 | 14,755 | 484 | 1,400 | 3 | 2 |
| Syruped fruits | 10,727 | 213,668 | 1,206 | 21,600 | 5 | 6 |
| Jam and marmalade | 5,349 | 10,435 | 1,139 | 2,084 | 7 | 0 |
| Frozen food | 3,355 | 14,106 | 823 | 4,143 | 5 | 6 |
| Tightly-packaged food pasteurized by pressing and heating | 128 | 1,466 | 9 | 41 | 0 | 0 |
| Other preparations of fruits | 4,451 | 38,370 | 564 | 3,921 | 5 | 1 |
| Preparations of nuts and seeds | 19,787 | 198,985 | 1,871 | 8,339 | 3 | 14 |
| Roasted/fried nuts and seeds (other than coffee bean and cacao bean) | 1,575 | 4,920 | 332 | 779 | 2 | 14 |
| Paste | 1,019 | 2,231 | 314 | 403 | 0 | 0 |
| Syruped nuts and seeds | 931 | 8,131 | 135 | 881 | 0 | 0 |
| Coffee product | 8,645 | 15,628 | 371 | 288 | 0 | 0 |
| Cocoa product | 4,042 | 144,807 | 171 | 3,395 | 0 | 0 |
| Frozen food | 229 | 2,980 | 62 | 711 | 0 | 0 |
| Tightly-packaged food pasteurized by pressing and heating | 1,523 | 10,074 | 181 | 528 | 0 | 0 |
| Other preparations of nuts and seeds | 1,823 | 10,214 | 305 | 1,353 | 1 | 0 |
| Starch | 1,182 | 163,766 | 256 | 73,211 | 1 | 136 |
| Tapioca starch | 493 | 117,312 | 178 | 68,757 | 1 | 136 |
| Sago starch | 131 | 17,207 | 11 | 1,584 | 0 | 0 |
| Cornstarch | 59 | 468 | 10 | 133 | 0 | 0 |
| Potato starch | 105 | 14,970 | 13 | 1,337 | 0 | 0 |
| Sweet potato starch | 26 | 9 | 1 | 1 | 0 | 0 |
| Wheat starch | 46 | 873 | 4 | 77 | 0 | 0 |
| Chemically modified starch | 214 | 11,299 | 18 | 935 | 0 | 0 |
| Other starch | 108 | 1,629 | 21 | 386 | 0 | 0 |
| Other processed agricultural food | 14,263 | 118,863 | 1,128 | 6,094 | 4 | 3 |
| Substitute for tea | 4,848 | 6,752 | 301 | 633 | 0 | 0 |
| Vegetable protein | 1,890 | 38,037 | 91 | 894 | 0 | 0 |
| Prepared flour | 3,939 | 34,308 | 246 | 862 | 0 | 0 |
| Frozen food | 852 | 6,109 | 184 | 2,476 | 1 | 0 |
| Tightly-packaged food pasteurized by pressing and heating | 50 | 354 | 10 | 15 | 0 | 0 |
| Other processed agricultural food, not elsewhere classified | 2,684 | 33,303 | 296 | 1,214 | 3 | 3 |
| Other foods | 207,327 | 1,558,735 | 25,537 | 118,756 | 112 | 171 |
| Soup, stew and seasonings (other than frozen food) | 49,190 | 1,073,768 | 3,967 | 63,446 | 23 | 7 |
| Soup | 4,632 | 18,265 | 342 | 714 | 1 | 0 |
| Stew | 211 | 1,442 | 16 | 48 | 0 | 0 |
| Sauce | 6,635 | 26,788 | 628 | 1,196 | 2 | 0 |
| Fermented soybean paste | 995 | 7,567 | 27 | 107 | 0 | 0 |
| Gochujang | 1,085 | 2,708 | 94 | 221 | 0 | 0 |
| Soy sauce | 476 | 2,378 | 43 | 205 | 1 | 2 |
| Fish sauce | 988 | 3,578 | 76 | 309 | 1 | 0 |
| Ketchup | 648 | 6,510 | 29 | 199 | 1 | 0 |
| Mustard preparations | 866 | 2,958 | 121 | 131 | 0 | 0 |
| Chili pepper preparations | 1,544 | 3,188 | 216 | 376 | 2 | 0 |
| Vinegar | 2,448 | 3,418 | 376 | 423 | 1 | 1 |
| Sugar | 487 | 10,206 | 66 | 794 | 0 | 0 |
| Saccharides | 15,543 | 403,010 | 824 | 6,962 | 7 | 1 |
| Salts | 2,342 | 546,991 | 86 | 49,977 | 0 | 0 |
| Other seasonings | 10,290 | 34,763 | 1,023 | 1,784 | 7 | 2 |

Table 4. Number of Declaration, Inspection and Violation by Item

| Certification of Items | Number and Weight of Import Declaration | | Number of Inspection | | Number of Violation | |
|---|---|-----------|----------------------|--------|---------------------|--------|
| | Number | Weight | Number | Weight | Number | Weight |
| Oils and fats (other than dairy products) | 12,849 | 116,727 | 709 | 2,807 | 6 | 3 |
| Oils and fats from land animals | 274 | 1,879 | 3 | 7 | 0 | 0 |
| Oils and fats from aquatic animals | 92 | 622 | 10 | 1 | 1 | 1 |
| Oils and fats from vegetables | 10,643 | 87,627 | 585 | 1,989 | 4 | 1 |
| Modified oils and fats | 1,840 | 26,600 | 111 | 809 | 1 | 1 |
| Cakes (other than frozen food) | 95,034 | 125,712 | 12,145 | 15,448 | 36 | 38 |
| Western-style cake | 87,139 | 105,113 | 11,056 | 13,373 | 34 | 27 |
| Japanese-style cake | 4,255 | 13,850 | 355 | 815 | 1 | 11 |
| Other cake | 3,640 | 6,749 | 734 | 1,261 | 1 | 0 |
| Frozen food | 27,691 | 151,350 | 6,490 | 32,604 | 29 | 114 |
| Tightly-packaged food pasteurized by pressing and heating | 3,246 | 11,693 | 498 | 1,383 | 4 | 1 |
| Health food | 11,741 | 14,088 | 1,276 | 786 | 6 | 1 |
| Health food derived from vegetables | 6,144 | 8,344 | 777 | 436 | 3 | 1 |
| Health food derived from animals | 1,072 | 1,969 | 103 | 91 | 0 | 0 |
| Health food derived from microorganisms | 835 | 267 | 28 | 5 | 0 | 0 |
| Other health foods | 3,690 | 3,509 | 368 | 254 | 3 | 0 |
| Other foods, not elsewhere classified | 7,576 | 65,396 | 452 | 2,283 | 8 | 7 |
| Beverages | 232,885 | 1,802,963 | 7,861 | 62,319 | 31 | 90 |
| Soft drinks | 33,980 | 1,042,398 | 3,763 | 52,519 | 17 | 88 |
| Mineral waters | 9,783 | 502,297 | 394 | 10,419 | 0 | 0 |
| Frozen fruits drinks | 211 | 2,330 | 54 | 369 | 0 | 0 |
| Fruits juice for raw material | 6,001 | 298,359 | 812 | 25,370 | 3 | 37 |
| Other soft drinks | 17,985 | 239,412 | 2,503 | 16,360 | 14 | 51 |
| Powdered soft drinks | 5,508 | 15,950 | 816 | 1,933 | 13 | 2 |
| Alcoholic beverages | 193,397 | 744,614 | 3,282 | 7,867 | 1 | 0 |
| Grape must and malt | 1,212 | 47,389 | 13 | 576 | 0 | 0 |
| Spirits | 16,972 | 87,112 | 780 | 654 | 0 | 0 |
| Fruits wine | 151,995 | 260,136 | 1,286 | 1,947 | 0 | 0 |
| Beer | 7,402 | 41,292 | 130 | 896 | 0 | 0 |
| Other alcoholic beverages | 15,816 | 308,685 | 1,073 | 3,794 | 1 | 0 |
| Food additives | 48,126 | 664,329 | 1,892 | 23,081 | 17 | 86 |
| Sweetener | 1,435 | 51,859 | 99 | 555 | 1 | 0 |
| Color additive | 1,101 | 797 | 150 | 122 | 0 | 0 |
| Preservative | 226 | 1,557 | 18 | 126 | 0 | 0 |
| Thickening agent for stabilization | 8,674 | 268,307 | 425 | 8,491 | 4 | 1 |
| Antioxidant | 998 | 11,168 | 103 | 1,046 | 0 | 0 |
| Coloring agent | 10 | 2 | 0 | 0 | 0 | 0 |
| Bleaching agent | 5 | 200 | 0 | 0 | 0 | 0 |
| Fungicide/insecticide | 0 | 0 | 0 | 0 | 0 | 0 |
| Gum base | 312 | 4,669 | 14 | 154 | 0 | 0 |
| Sour agent | 2,069 | 42,707 | 104 | 2,037 | 0 | 0 |
| Seasoning | 3,792 | 115,337 | 265 | 4,431 | 4 | 19 |
| Emulsifying agent | 1,083 | 7,940 | 60 | 236 | 0 | 0 |
| Reinforcement | 659 | 2,899 | 62 | 172 | 1 | 1 |
| Flavoring agent | 20,010 | 7,606 | 201 | 127 | 1 | 0 |
| Agent for manufacturing process | 5,103 | 139,298 | 341 | 5,259 | 6 | 66 |
| Bitter agent | 530 | 229 | 7 | 1 | 0 | 0 |
| Enzyme | 1,105 | 2,476 | 13 | 3 | 0 | 0 |
| Brightener | 52 | 204 | 5 | 28 | 0 | 0 |
| Other additives | 962 | 7,076 | 25 | 296 | 0 | 0 |
| Tools and apparatus | 399,251 | 724,433 | 17,260 | 2,579 | 54 | 2 |
| Tableware | 172,893 | 251,503 | 10,516 | 1,612 | 28 | 1 |
| Tableware made of glass, ceramics or enamel | 104,186 | 88,502 | 8,061 | 1,038 | 10 | 0 |
| Tableware made of plastic | 28,363 | 31,270 | 1,501 | 312 | 16 | 0 |
| Tableware made of rubber | 926 | 319 | 130 | 2 | 0 | 0 |
| Tableware made of metal | 8,781 | 3,646 | 32 | 1 | 2 | 0 |
| Tableware made of wood, bamboo or rattan | 11,773 | 100,464 | 25 | 141 | 0 | 0 |
| Tableware made of paper, cloth or leather | 1,126 | 3,541 | 4 | 1 | 0 | 0 |
| Tableware made of stone | 381 | 165 | 0 | 0 | 0 | 0 |
| Others | 17,357 | 23,595 | 763 | 117 | 0 | 0 |
| Cookware | 83,721 | 132,845 | 1,824 | 265 | 8 | 0 |
| Cookware made of glass, ceramics or enamel | 5,956 | 12,030 | 369 | 71 | 4 | 0 |
| Cookware made of plastic | 15,780 | 14,084 | 581 | 49 | 3 | 0 |
| Cookware made of rubber | 4,186 | 2,173 | 279 | 8 | 0 | 0 |
| Cookware made of metal | 23,118 | 30,624 | 9 | 4 | 0 | 0 |
| Cookware made of wood, bamboo or rattan | 2,833 | 2,974 | 1 | 0 | 0 | 0 |
| Cookware made of paper, cloth or leather | 829 | 1,474 | 1 | 5 | 0 | 0 |
| Cookware made of stone | 345 | 333 | 0 | 0 | 0 | 0 |
| Others | 30,674 | 69,151 | 584 | 129 | 1 | 0 |
| Machines and apparatus for food manufacture | 14,306 | 33,198 | 375 | 42 | 1 | 0 |
| Machines and apparatus for food manufacture made of glass, ceramics or enamel | 104 | 3,659 | 4 | 0 | 0 | 0 |
| Machines and apparatus for food manufacture made of plastic | 1,858 | 4,874 | 179 | 7 | 1 | 0 |
| Machines and apparatus for food manufacture made of rubber | 1,088 | 4,211 | 118 | 1 | 0 | 0 |
| Machines and apparatus for food manufacture made of metal | 6,737 | 7,006 | 3 | 1 | 0 | 0 |
| Machines and apparatus for food manufacture made of wood, bamboo or rattan | 175 | 3,770 | 0 | 0 | 0 | 0 |
| Machines and apparatus for food manufacture made of paper, cloth or leather | 92 | 19 | 0 | 0 | 0 | 0 |
| Machines and apparatus for food manufacture made of stone | 71 | 183 | 0 | 0 | 0 | 0 |
| Others | 4,181 | 9,475 | 71 | 34 | 0 | 0 |
| Other tools and apparatus | 128,331 | 306,888 | 4,545 | 659 | 17 | 1 |
| Other tools and apparatus made of glass, ceramics or enamel | 4,686 | 16,064 | 424 | 156 | 1 | 0 |
| Other tools and apparatus made of plastic | 44,140 | 86,145 | 2,296 | 352 | 13 | 0 |
| Other tools and apparatus made of rubber | 13,435 | 20,742 | 896 | 31 | 1 | 0 |
| Other tools and apparatus made of metal | 9,796 | 17,688 | 20 | 0 | 0 | 0 |
| Other tools and apparatus made of wood, bamboo or rattan | 1,679 | 3,891 | 1 | 0 | 0 | 0 |
| Other tools and apparatus made of paper, cloth or leather | 2,089 | 5,264 | 2 | 5 | 0 | 0 |

Table 4. Number of Declaration, Inspection and Violation by Item

| Certification of Items | Number and Weight of Import Declaration | | Number of Inspection | | Number of Violation | |
|---|---|-------------------|----------------------|------------------|---------------------|---------------|
| | Number | Weight | Number | Weight | Number | Weight |
| Other tools and apparatus made of stone | 221 | 148 | 0 | 0 | 0 | 0 |
| Others | 52,285 | 156,945 | 906 | 114 | 2 | 0 |
| Container and package | 18,631 | 91,959 | 664 | 987 | 0 | 0 |
| Container and package made of glass, ceramics or enamel | 463 | 2,274 | 90 | 156 | 0 | 0 |
| Container and package made of plastic | 11,249 | 47,899 | 473 | 763 | 0 | 0 |
| Container and package made of rubber | 50 | 41 | 7 | 4 | 0 | 0 |
| Container and package made of metal | 1,725 | 15,214 | 7 | 18 | 0 | 0 |
| Container and package made of wood, bamboo or rattan | 629 | 5,232 | 1 | 14 | 0 | 0 |
| Container and package made of paper, cloth or leather | 1,254 | 9,495 | 0 | 0 | 0 | 0 |
| Container and package made of stone | 0 | 0 | 0 | 0 | 0 | 0 |
| Others | 3,261 | 11,804 | 86 | 33 | 0 | 0 |
| Toys | 87,017 | 65,934 | 4,776 | 515 | 5 | 1 |
| Toys touched with mouth of infants | 1,808 | 343 | 108 | 5 | 0 | 0 |
| Accessory toys, transfer pictures and tumble dolls | 79,967 | 60,914 | 4,562 | 491 | 5 | 1 |
| Toys in combination | 5,242 | 4,677 | 106 | 19 | 0 | 0 |
| Total | 2,181,495 | 32,155,854 | 223,380 | 6,005,747 | 1,053 | 94,477 |



| | Weight of imports (tons) | Percentage (%) |
|--|--------------------------|----------------|
| Livestock food, processed livestock food | 3,080,556 | 9.6% |
| Aquatic food, processed aquatic food | 2,272,541 | 7.1% |
| Agricultural food, processed agricultural food | 21,894,404 | 68.1% |
| Other foods | 1,558,735 | 4.8% |
| Beverages | 1,802,963 | 5.6% |
| Food additives | 664,329 | 2.1% |
| Tools and apparatus | 724,433 | 2.3% |
| Container and package | 91,959 | 0.3% |
| Toys | 65,934 | 0.2% |
| Total | 32,155,854 | 100.0% |

Figure 3. Composition of Weight of Imports by Classification of Items

State of Declaration, Inspection and Violation of Top 5 Countries by Item (on a weight basis)

| Certification of Items | Top 5 Countries | Number and Weight of Import Declaration | | Number of Inspection | | Number of Violation | |
|---|----------------------------|---|---------|----------------------|--------|---------------------|--------|
| | | Number | Weight | Number | Weight | Number | Weight |
| Livestock food | | | | | | | |
| 001 Fresh meat (including internal organs) | | | | | | | |
| 001 Beef | | | | | | | |
| | Australia | 34,582 | 337,630 | 351 | 3,752 | 0 | 0 |
| | U.S.A. | 24,149 | 151,725 | 5,313 | 13,526 | 7 | 1 |
| | New Zealand | 4,024 | 36,126 | 89 | 890 | 0 | 0 |
| | Mexico | 3,505 | 29,284 | 22 | 326 | 0 | 0 |
| | Canada | 1,510 | 12,749 | 243 | 982 | 0 | 0 |
| 003 Pork | | | | | | | |
| | U.S.A. | 25,097 | 417,634 | 197 | 2,761 | 0 | 0 |
| | Canada | 10,675 | 204,787 | 108 | 1,876 | 0 | 0 |
| | Denmark | 7,524 | 115,390 | 136 | 1,998 | 0 | 0 |
| | Mexico | 5,490 | 60,087 | 43 | 492 | 0 | 0 |
| | Chile | 2,840 | 35,531 | 44 | 457 | 0 | 0 |
| 005 Horsemeat | | | | | | | |
| | Canada | 1,269 | 2,945 | 585 | 1,224 | 0 | 0 |
| | Mexico | 274 | 995 | 47 | 28 | 0 | 0 |
| | Argentina | 268 | 899 | 44 | 187 | 0 | 0 |
| | Brazil | 19 | 231 | 0 | 0 | 0 | 0 |
| | Italy | 92 | 207 | 44 | 72 | 0 | 0 |
| 007 Mutton and lamb | | | | | | | |
| | Australia | 1,138 | 10,719 | 76 | 868 | 0 | 0 |
| | New Zealand | 530 | 5,946 | 42 | 505 | 0 | 0 |
| | Iceland | 9 | 77 | 0 | 0 | 0 | 0 |
| | Hungary | 74 | 8 | 3 | 0 | 0 | 0 |
| 008 Goat meat | | | | | | | |
| | Australia | 24 | 250 | 1 | 19 | 0 | 0 |
| 009 Rabbit meat | | | | | | | |
| | Spain | 15 | 17 | 2 | 1 | 0 | 0 |
| | Italy | 97 | 12 | 3 | 2 | 0 | 0 |
| | Hungary | 57 | 8 | 6 | 2 | 0 | 0 |
| | France | 1 | 0 | 0 | 0 | 0 | 0 |
| 010 Other flesh | | | | | | | |
| | Canada | 14 | 31 | 2 | 15 | 0 | 0 |
| | New Zealand | 27 | 31 | 1 | 3 | 0 | 0 |
| | People's Republic of China | 2 | 25 | 0 | 0 | 0 | 0 |
| | Australia | 12 | 13 | 4 | 3 | 0 | 0 |
| | U.S.A. | 3 | 3 | 1 | 1 | 0 | 0 |
| 011 Chicken | | | | | | | |
| | Brazil | 18,599 | 385,581 | 485 | 9,114 | 0 | 0 |
| | U.S.A. | 1,167 | 26,620 | 52 | 1,091 | 0 | 0 |
| | Philippines | 1,732 | 6,790 | 21 | 192 | 0 | 0 |
| | Thailand | 127 | 1,655 | 2 | 23 | 0 | 0 |
| | Chile | 94 | 1,633 | 1 | 24 | 0 | 0 |
| 012 Domestic duck | | | | | | | |
| | France | 3,869 | 1,477 | 78 | 17 | 0 | 0 |
| | Hungary | 644 | 1,390 | 10 | 6 | 0 | 0 |
| | Brazil | 43 | 776 | 0 | 0 | 0 | 0 |
| | Canada | 25 | 230 | 0 | 0 | 0 | 0 |
| | U.S.A. | 8 | 121 | 0 | 0 | 0 | 0 |
| 013 Turkey | | | | | | | |
| | U.S.A. | 33 | 437 | 0 | 0 | 0 | 0 |
| | France | 74 | 72 | 1 | 0 | 0 | 0 |
| | Chile | 7 | 58 | 0 | 0 | 0 | 0 |
| | Hungary | 5 | 33 | 1 | 5 | 0 | 0 |
| | Brazil | 2 | 32 | 0 | 0 | 0 | 0 |
| 014 Other fowl | | | | | | | |
| | Hungary | 841 | 220 | 17 | 1 | 0 | 0 |
| | France | 2,343 | 207 | 56 | 9 | 0 | 0 |
| | United Kingdom | 78 | 9 | 0 | 0 | 0 | 0 |
| | Australia | 4 | 3 | 0 | 0 | 0 | 0 |
| | Chile | 2 | 1 | 0 | 0 | 0 | 0 |
| 003 Bird eggs | | | | | | | |
| | U.S.A. | 29 | 829 | 3 | 89 | 0 | 0 |
| 004 Other fresh livestock food | | | | | | | |
| | Canada | 224 | 5,135 | 0 | 0 | 0 | 0 |
| | U.S.A. | 219 | 4,362 | 0 | 0 | 0 | 0 |
| | Spain | 156 | 3,468 | 0 | 0 | 0 | 0 |
| | Poland | 148 | 3,050 | 0 | 0 | 0 | 0 |
| | United Kingdom | 119 | 2,626 | 0 | 0 | 0 | 0 |
| Processed livestock food | | | | | | | |
| 005 Meat product | | | | | | | |
| 015 Dried meat product | | | | | | | |
| | People's Republic of China | 185 | 1,032 | 93 | 643 | 0 | 0 |
| | Thailand | 116 | 344 | 11 | 20 | 0 | 0 |
| | Argentina | 25 | 191 | 3 | 9 | 0 | 0 |
| | New Zealand | 58 | 181 | 13 | 44 | 0 | 0 |
| | Australia | 113 | 151 | 31 | 36 | 0 | 0 |
| 016 Unheated meat product | | | | | | | |
| | Italy | 4,083 | 1,888 | 1,380 | 601 | 13 | 20 |
| | Spain | 1,211 | 695 | 459 | 203 | 10 | 3 |
| | New Zealand | 68 | 377 | 9 | 46 | 0 | 0 |
| | Canada | 42 | 91 | 35 | 70 | 0 | 0 |
| | U.S.A. | 131 | 86 | 21 | 21 | 0 | 0 |
| 018 Heated meat product (heating after packaging) | | | | | | | |
| | People's Republic of China | 1,693 | 17,534 | 1,153 | 12,544 | 0 | 0 |
| | U.S.A. | 491 | 5,164 | 67 | 550 | 0 | 0 |
| | Denmark | 219 | 3,380 | 43 | 505 | 0 | 0 |
| | Korea | 238 | 1,787 | 47 | 252 | 0 | 0 |
| | Thailand | 221 | 1,499 | 35 | 166 | 0 | 0 |
| 019 Heated meat product (packaging after heating) | | | | | | | |
| | Thailand | 17,796 | 223,645 | 1,350 | 11,834 | 0 | 0 |

| Certification of Items | Top 5 Countries | Number and Weight of Import Declaration | | Number of Inspection | | Number of Violation | |
|---|------------------------------------|---|---------|----------------------|---------|---------------------|--------|
| | | Number | Weight | Number | Weight | Number | Weight |
| 006 Milk and dairy product | People's Republic of China | 15,053 | 180,124 | 11,519 | 145,666 | 4 | 17 |
| | U.S.A. | 2,814 | 22,346 | 175 | 1,191 | 0 | 0 |
| | Brazil | 235 | 2,889 | 41 | 400 | 0 | 0 |
| | Chile | 80 | 1,826 | 6 | 135 | 0 | 0 |
| | 021 Milk and cream in liquid state | | | | | | |
| | Australia | 33 | 1,305 | 4 | 199 | 0 | 0 |
| | Netherlands | 20 | 831 | 6 | 156 | 0 | 0 |
| | Belgium | 7 | 224 | 3 | 97 | 0 | 0 |
| | Korea | 12 | 14 | 6 | 0 | 0 | 0 |
| | United Kingdom | 33 | 13 | 10 | 2 | 0 | 0 |
| 022 Condensed/concentrated milk | | | | | | | |
| Germany | 10 | 182 | 1 | 7 | 0 | 0 | |
| 023 Powdered milk | | | | | | | |
| Australia | 127 | 3,394 | 19 | 583 | 0 | 0 | |
| New Zealand | 82 | 2,613 | 27 | 1,046 | 0 | 0 | |
| Germany | 74 | 2,486 | 8 | 164 | 0 | 0 | |
| U.S.A. | 117 | 2,462 | 13 | 251 | 0 | 0 | |
| France | 58 | 1,622 | 10 | 227 | 0 | 0 | |
| 024 Fermented milk and lactobacillus drink | | | | | | | |
| U.S.A. | 57 | 146 | 16 | 42 | 0 | 0 | |
| Greece | 56 | 11 | 17 | 3 | 0 | 0 | |
| United Kingdom | 2 | 0 | 1 | 0 | 0 | 0 | |
| 025 Butter | | | | | | | |
| New Zealand | 87 | 4,857 | 18 | 2,197 | 0 | 0 | |
| Netherlands | 37 | 2,289 | 9 | 632 | 0 | 0 | |
| Australia | 26 | 1,777 | 8 | 444 | 0 | 0 | |
| U.S.A. | 16 | 884 | 3 | 3 | 0 | 0 | |
| France | 1,260 | 143 | 93 | 16 | 1 | 0 | |
| 026 Cheese and cheese curd | | | | | | | |
| Australia | 2,929 | 100,049 | 80 | 862 | 0 | 0 | |
| New Zealand | 1,616 | 65,152 | 9 | 143 | 0 | 0 | |
| U.S.A. | 2,252 | 27,210 | 83 | 382 | 0 | 0 | |
| Germany | 1,031 | 9,367 | 42 | 82 | 0 | 0 | |
| France | 48,108 | 8,550 | 997 | 390 | 0 | 0 | |
| 027 Ice cream | | | | | | | |
| New Zealand | 368 | 5,199 | 49 | 571 | 1 | 0 | |
| Belgium | 429 | 1,124 | 43 | 84 | 0 | 0 | |
| Korea | 195 | 840 | 43 | 184 | 0 | 0 | |
| Australia | 65 | 704 | 20 | 142 | 0 | 0 | |
| France | 132 | 381 | 24 | 49 | 0 | 0 | |
| 028 Food made of milk as main material | | | | | | | |
| Singapore | 1,008 | 40,171 | 9 | 295 | 0 | 0 | |
| Australia | 564 | 20,171 | 13 | 397 | 0 | 0 | |
| New Zealand | 670 | 13,583 | 14 | 152 | 0 | 0 | |
| Netherlands | 252 | 4,058 | 14 | 58 | 0 | 0 | |
| Korea | 89 | 3,632 | 0 | 0 | 0 | 0 | |
| 029 Other dairy product | | | | | | | |
| Singapore | 761 | 31,187 | 15 | 488 | 0 | 0 | |
| Korea | 205 | 16,742 | 5 | 232 | 0 | 0 | |
| Australia | 125 | 5,272 | 4 | 220 | 0 | 0 | |
| New Zealand | 181 | 3,223 | 10 | 137 | 0 | 0 | |
| Netherlands | 29 | 1,102 | 2 | 98 | 0 | 0 | |
| 007 Processed egg product | | | | | | | |
| 030 Hen egg product | | | | | | | |
| U.S.A. | 495 | 10,046 | 33 | 670 | 0 | 0 | |
| Netherlands | 162 | 3,257 | 1 | 18 | 0 | 0 | |
| Italy | 132 | 2,837 | 2 | 44 | 0 | 0 | |
| Mexico | 93 | 1,817 | 1 | 0 | 0 | 0 | |
| India | 117 | 1,719 | 4 | 35 | 0 | 0 | |
| 031 Other processed egg product | | | | | | | |
| People's Republic of China | 237 | 2,730 | 40 | 349 | 0 | 0 | |
| Thailand | 198 | 1,790 | 4 | 52 | 0 | 0 | |
| Taiwan | 111 | 153 | 14 | 21 | 0 | 0 | |
| Philippines | 31 | 2 | 1 | 0 | 0 | 0 | |
| Socialist Republic of Viet Nam | 2 | 2 | 1 | 1 | 0 | 0 | |
| 008 Flesh and fowl preparations | | | | | | | |
| 032 Meat extract | | | | | | | |
| U.S.A. | 49 | 565 | 5 | 42 | 0 | 0 | |
| France | 37 | 529 | 1 | 0 | 0 | 0 | |
| Australia | 17 | 236 | 0 | 0 | 0 | 0 | |
| Brazil | 7 | 77 | 0 | 0 | 0 | 0 | |
| Papua New Guinea | 6 | 27 | 0 | 0 | 0 | 0 | |
| 033 Blood preparations | | | | | | | |
| Netherlands | 16 | 123 | 0 | 0 | 0 | 0 | |
| Germany | 2 | 0 | 0 | 0 | 0 | 0 | |
| 034 Other flesh and fowl preparations | | | | | | | |
| India | 149 | 6,070 | 6 | 12 | 0 | 0 | |
| People's Republic of China | 488 | 3,852 | 5 | 53 | 0 | 0 | |
| France | 229 | 2,928 | 3 | 60 | 0 | 0 | |
| Canada | 86 | 2,535 | 0 | 0 | 0 | 0 | |
| U.S.A. | 177 | 2,484 | 1 | 8 | 0 | 0 | |
| 009 Other processed livestock product | | | | | | | |
| 035 Frozen food (other than meat product) | | | | | | | |
| People's Republic of China | 11,566 | 65,522 | 7,235 | 44,657 | 0 | 0 | |
| Thailand | 3,931 | 15,204 | 548 | 1,278 | 1 | 2 | |
| Philippines | 20 | 28 | 5 | 7 | 0 | 0 | |
| France | 22 | 14 | 7 | 4 | 0 | 0 | |
| Netherlands | 2 | 8 | 2 | 8 | 0 | 0 | |
| 036 Tightly-packaged food pasteurized by pressing and heating | | | | | | | |
| People's Republic of China | 248 | 2,920 | 25 | 81 | 0 | 0 | |
| Thailand | 228 | 2,337 | 12 | 2 | 0 | 0 | |
| Korea | 44 | 27 | 5 | 6 | 0 | 0 | |
| Malaysia | 12 | 2 | 6 | 1 | 0 | 0 | |
| Taiwan | 3 | 0 | 3 | 0 | 1 | 0 | |
| 037 Honey | | | | | | | |

| Certification of Items | Top 5 Countries | Number and Weight of Import Declaration | | Number of Inspection | | Number of Violation | | |
|---|--------------------------------|---|---------|----------------------|--------|---------------------|--------|-----|
| | | Number | Weight | Number | Weight | Number | Weight | |
| 038 Royal Jelly | People's Republic of China | 685 | 29,165 | 119 | 5,878 | 0 | 0 | |
| | Argentina | 87 | 2,343 | 11 | 320 | 0 | 0 | |
| | Canada | 158 | 2,116 | 21 | 146 | 0 | 0 | |
| | Myanmar | 39 | 908 | 3 | 59 | 0 | 0 | |
| | Hungary | 63 | 870 | 14 | 221 | 0 | 0 | |
| | People's Republic of China | 148 | 410 | 36 | 116 | 0 | 0 | |
| | Taiwan | 33 | 12 | 10 | 2 | 0 | 0 | |
| | Thailand | 20 | 11 | 6 | 4 | 1 | 0 | |
| | U.S.A. | 6 | 3 | 1 | 0 | 0 | 0 | |
| | Australia | 6 | 2 | 1 | 0 | 0 | 0 | |
| 039 Propolis | U.S.A. | 27 | 47 | 7 | 1 | 0 | 0 | |
| | Brazil | 247 | 45 | 37 | 8 | 0 | 0 | |
| | Australia | 26 | 4 | 3 | 0 | 0 | 0 | |
| | United Kingdom | 8 | 2 | 0 | 0 | 0 | 0 | |
| | People's Republic of China | 9 | 1 | 3 | 0 | 0 | 0 | |
| 040 Other processed livestock food | Australia | 182 | 332 | 6 | 5 | 1 | 0 | |
| | People's Republic of China | 96 | 281 | 41 | 159 | 0 | 0 | |
| | Indonesia | 39 | 73 | 5 | 6 | 0 | 0 | |
| | U.S.A. | 43 | 65 | 6 | 4 | 0 | 0 | |
| | United Kingdom | 33 | 56 | 1 | 2 | 0 | 0 | |
| Aquatic food 010 Fish | 041 Freshwater fish | People's Republic of China | 1,537 | 4,904 | 1,368 | 3,212 | 0 | 0 |
| | | Taiwan | 766 | 1,392 | 639 | 1,149 | 0 | 0 |
| | | Canada | 86 | 476 | 5 | 26 | 0 | 0 |
| | | Chile | 2 | 131 | 0 | 0 | 0 | 0 |
| | | Korea | 29 | 71 | 19 | 69 | 2 | 2 |
| | 042 Bonito, tuna, mackerel | Taiwan | 4,241 | 66,931 | 0 | 0 | 0 | 0 |
| | | Norway | 567 | 42,083 | 9 | 438 | 0 | 0 |
| | | Indonesia | 12,976 | 37,111 | 30 | 817 | 0 | 0 |
| | | Korea | 3,545 | 35,750 | 6 | 46 | 0 | 0 |
| | | People's Republic of China | 1,155 | 20,199 | 4 | 37 | 0 | 0 |
| 043 Horse mackerel, yellowtail, dolphinfish | Netherlands | 146 | 7,069 | 0 | 0 | 0 | 0 | |
| | Korea | 548 | 4,054 | 1 | 29 | 0 | 0 | |
| | New Zealand | 247 | 3,015 | 3 | 13 | 0 | 0 | |
| | Norway | 59 | 2,665 | 3 | 73 | 0 | 0 | |
| | Ireland | 27 | 1,912 | 1 | 123 | 0 | 0 | |
| 044 Sea bass, sea bream, croaker | U.S.A. | 1,122 | 7,758 | 41 | 205 | 0 | 0 | |
| | Iceland | 88 | 2,414 | 0 | 0 | 0 | 0 | |
| | Russian Federation | 193 | 2,094 | 11 | 156 | 0 | 0 | |
| | People's Republic of China | 649 | 1,464 | 42 | 134 | 0 | 0 | |
| | Korea | 2,039 | 1,356 | 13 | 5 | 0 | 0 | |
| 045 Herring, sardine | U.S.A. | 234 | 19,622 | 9 | 544 | 0 | 0 | |
| | Russian Federation | 65 | 4,063 | 7 | 245 | 0 | 0 | |
| | Norway | 78 | 2,448 | 2 | 48 | 0 | 0 | |
| | People's Republic of China | 60 | 268 | 5 | 12 | 0 | 0 | |
| | Netherlands | 13 | 251 | 1 | 0 | 0 | 0 | |
| 046 Codfish | U.S.A. | 618 | 16,955 | 26 | 1,019 | 0 | 0 | |
| | Russian Federation | 55 | 1,595 | 4 | 101 | 0 | 0 | |
| | Japan | 6 | 491 | 0 | 0 | 0 | 0 | |
| | New Zealand | 11 | 163 | 1 | 16 | 0 | 0 | |
| | People's Republic of China | 6 | 35 | 0 | 0 | 0 | 0 | |
| 047 Flatfish, sole | People's Republic of China | 803 | 8,286 | 26 | 246 | 0 | 0 | |
| | U.S.A. | 861 | 8,186 | 18 | 164 | 0 | 0 | |
| | Iceland | 124 | 3,227 | 1 | 22 | 0 | 0 | |
| | Korea | 1,252 | 3,086 | 1,178 | 2,945 | 1 | 2 | |
| | Russian Federation | 109 | 2,434 | 3 | 106 | 0 | 0 | |
| 048 Grouper | Taiwan | 38 | 29 | 16 | 10 | 0 | 0 | |
| | Socialist Republic of Viet Nam | 23 | 23 | 14 | 10 | 0 | 0 | |
| | Philippines | 12 | 7 | 9 | 7 | 0 | 0 | |
| | India | 29 | 7 | 7 | 2 | 0 | 0 | |
| | People's Republic of China | 5 | 7 | 4 | 5 | 0 | 0 | |
| 049 Barracuda | Korea | 155 | 300 | 4 | 13 | 0 | 0 | |
| | People's Republic of China | 13 | 116 | 0 | 0 | 0 | 0 | |
| | New Zealand | 6 | 5 | 0 | 0 | 0 | 0 | |
| 050 Snapper | Socialist Republic of Viet Nam | 61 | 148 | 14 | 35 | 0 | 0 | |
| | Indonesia | 8 | 32 | 2 | 9 | 0 | 0 | |
| | Thailand | 4 | 1 | 4 | 1 | 0 | 0 | |
| 051 Globefish | People's Republic of China | 288 | 5,379 | 288 | 5,379 | 1 | 10 | |
| | Korea | 34 | 5 | 34 | 5 | 0 | 0 | |
| 052 Other fish | Chile | 4,401 | 127,026 | 68 | 2,088 | 0 | 0 | |
| | Russian Federation | 943 | 49,488 | 45 | 3,255 | 0 | 0 | |
| | U.S.A. | 1,527 | 34,677 | 37 | 1,140 | 0 | 0 | |
| | Norway | 10,182 | 33,460 | 483 | 1,812 | 0 | 0 | |
| | People's Republic of China | 2,079 | 10,344 | 115 | 387 | 1 | 1 | |
| 011 Shellfish | 053 Bivalve | People's Republic of China | 1,133 | 34,766 | 1,112 | 34,487 | 9 | 274 |
| | | Korea | 6,484 | 12,663 | 510 | 1,020 | 0 | 0 |
| | | Russian Federation | 204 | 2,917 | 5 | 64 | 0 | 0 |
| | | Taiwan | 143 | 547 | 15 | 22 | 0 | 0 |
| | | India | 6 | 112 | 0 | 0 | 0 | 0 |
| 054 Snail | | | | | | | | |

| Certification of Items | Top 5 Countries | Number and Weight of Import Declaration | | Number of Inspection | | Number of Violation | |
|---|--------------------------------|---|--------|----------------------|--------|---------------------|--------|
| | | Number | Weight | Number | Weight | Number | Weight |
| 012 Aquatic animals | Korea | 1,528 | 3,351 | 10 | 11 | 0 | 0 |
| | India | 22 | 445 | 3 | 72 | 0 | 0 |
| | Australia | 360 | 280 | 6 | 10 | 0 | 0 |
| | People's Republic of China | 181 | 196 | 8 | 1 | 0 | 0 |
| | Chile | 23 | 175 | 0 | 0 | 0 | 0 |
| | 055 Lobster, prawn, shrimp | | | | | | |
| | Indonesia | 2,012 | 18,427 | 66 | 625 | 1 | 0 |
| | India | 1,407 | 17,696 | 958 | 13,012 | 32 | 426 |
| | Argentina | 650 | 13,587 | 134 | 2,336 | 0 | 0 |
| | Socialist Republic of Viet Nam | 691 | 6,398 | 691 | 6,398 | 4 | 50 |
| | Russian Federation | 252 | 5,845 | 24 | 609 | 0 | 0 |
| | 056 Crab | | | | | | |
| | Russian Federation | 2,138 | 26,621 | 81 | 1,422 | 0 | 0 |
| | Bahrain | 78 | 1,227 | 3 | 35 | 0 | 0 |
| | People's Republic of China | 520 | 1,182 | 33 | 58 | 0 | 0 |
| Canada | 70 | 375 | 10 | 103 | 0 | 0 | |
| U.S.A. | 25 | 363 | 2 | 36 | 0 | 0 | |
| 057 Other crustacean | | | | | | | |
| Japan | 2 | 5 | 0 | 0 | 0 | 0 | |
| Korea | 10 | 0 | 0 | 0 | 0 | 0 | |
| Philippines | 2 | 0 | 1 | 0 | 0 | 0 | |
| Myanmar | 1 | 0 | 1 | 0 | 0 | 0 | |
| 058 Other aquatic animals | | | | | | | |
| Mauritania | 514 | 22,843 | 4 | 103 | 0 | 0 | |
| Morocco | 702 | 15,777 | 8 | 106 | 0 | 0 | |
| Russian Federation | 712 | 9,067 | 0 | 0 | 0 | 0 | |
| U.S.A. | 193 | 5,382 | 3 | 117 | 0 | 0 | |
| People's Republic of China | 157 | 2,533 | 21 | 221 | 1 | 1 | |
| 013 Seaweed | | | | | | | |
| 060 Laver | | | | | | | |
| Korea | 2 | 0 | 0 | 0 | 0 | 0 | |
| 061 Wakame | | | | | | | |
| People's Republic of China | 108 | 3,244 | 6 | 106 | 0 | 0 | |
| Korea | 86 | 2,138 | 1 | 19 | 0 | 0 | |
| Japan | 1 | 10 | 0 | 0 | 0 | 0 | |
| 062 Agar-agar | | | | | | | |
| Philippines | 6 | 1 | 1 | 0 | 0 | 0 | |
| 063 Other seaweed | | | | | | | |
| Socialist Republic of Viet Nam | 201 | 55 | 14 | 4 | 0 | 0 | |
| Korea | 75 | 11 | 0 | 0 | 0 | 0 | |
| Philippines | 7 | 1 | 1 | 0 | 0 | 0 | |
| 014 Other aquatic food | | | | | | | |
| Russian Federation | 838 | 27,805 | 11 | 134 | 0 | 0 | |
| U.S.A. | 2,718 | 19,989 | 35 | 140 | 0 | 0 | |
| Canada | 183 | 2,293 | 6 | 61 | 0 | 0 | |
| Iceland | 103 | 2,273 | 3 | 107 | 0 | 0 | |
| People's Republic of China | 1,333 | 917 | 54 | 118 | 0 | 0 | |
| Processed aquatic food | | | | | | | |
| 015 Processed fish product | | | | | | | |
| 064 Sliced/shucked fresh fish (including frozen food) | | | | | | | |
| People's Republic of China | 16,395 | 117,416 | 814 | 5,081 | 0 | 0 | |
| Chile | 2,903 | 54,048 | 233 | 3,992 | 4 | 62 | |
| Socialist Republic of Viet Nam | 3,888 | 16,446 | 363 | 1,161 | 1 | 3 | |
| Thailand | 3,151 | 11,044 | 114 | 406 | 0 | 0 | |
| Norway | 3,916 | 9,559 | 190 | 597 | 0 | 0 | |
| 065 Dried fish product | | | | | | | |
| People's Republic of China | 1,090 | 7,495 | 153 | 806 | 0 | 0 | |
| Indonesia | 732 | 5,937 | 50 | 362 | 0 | 0 | |
| Socialist Republic of Viet Nam | 877 | 3,032 | 189 | 443 | 0 | 0 | |
| Philippines | 343 | 2,678 | 15 | 4 | 0 | 0 | |
| Thailand | 685 | 2,290 | 74 | 217 | 0 | 0 | |
| 066 Processed and cooked fish | | | | | | | |
| Thailand | 2,368 | 25,081 | 141 | 838 | 0 | 0 | |
| Indonesia | 687 | 6,046 | 14 | 148 | 0 | 0 | |
| Philippines | 892 | 4,492 | 51 | 77 | 0 | 0 | |
| People's Republic of China | 606 | 3,636 | 84 | 514 | 0 | 0 | |
| Socialist Republic of Viet Nam | 81 | 1,125 | 15 | 118 | 0 | 0 | |
| 067 Fish: Frozen food | | | | | | | |
| People's Republic of China | 30,697 | 144,354 | 4,361 | 21,297 | 15 | 65 | |
| Thailand | 5,511 | 18,211 | 422 | 1,106 | 0 | 0 | |
| Socialist Republic of Viet Nam | 2,062 | 6,216 | 342 | 1,004 | 1 | 3 | |
| Chile | 424 | 3,087 | 57 | 304 | 0 | 0 | |
| Philippines | 551 | 1,437 | 56 | 82 | 0 | 0 | |
| 068 Fish: Tightly-packaged food pasteurized by pressing and heating | | | | | | | |
| Thailand | 909 | 10,832 | 97 | 567 | 0 | 0 | |
| Philippines | 288 | 2,508 | 18 | 86 | 0 | 0 | |
| Indonesia | 99 | 1,443 | 6 | 44 | 0 | 0 | |
| People's Republic of China | 17 | 105 | 9 | 70 | 0 | 0 | |
| India | 9 | 50 | 1 | 1 | 0 | 0 | |
| 069 Fish meat kneaded products | | | | | | | |
| U.S.A. | 2,181 | 94,067 | 81 | 2,379 | 0 | 0 | |
| Thailand | 3,503 | 46,380 | 272 | 1,650 | 1 | 1 | |
| India | 1,147 | 28,385 | 34 | 708 | 0 | 0 | |
| Socialist Republic of Viet Nam | 900 | 15,976 | 135 | 1,642 | 1 | 1 | |
| People's Republic of China | 581 | 13,423 | 150 | 2,078 | 5 | 40 | |
| 070 Other processed fish product | | | | | | | |
| Thailand | 259 | 3,582 | 18 | 213 | 0 | 0 | |
| People's Republic of China | 581 | 3,002 | 58 | 309 | 0 | 0 | |
| Socialist Republic of Viet Nam | 275 | 1,126 | 24 | 74 | 0 | 0 | |
| Indonesia | 67 | 786 | 5 | 64 | 0 | 0 | |
| U.S.A. | 17 | 367 | 1 | 0 | 0 | 0 | |
| 016 Processed shellfish product | | | | | | | |
| 071 Sliced/shucked fresh shellfish (including frozen food) | | | | | | | |
| People's Republic of China | 863 | 5,358 | 524 | 3,300 | 1 | 3 | |
| Korea | 3,876 | 4,866 | 1,286 | 3,321 | 1 | 1 | |
| Canada | 51 | 794 | 2 | 26 | 0 | 0 | |

| Certification of Items | Top 5 Countries | Number and Weight of Import Declaration | | Number of Inspection | | Number of Violation | |
|--|--|---|--------|----------------------|--------|---------------------|--------|
| | | Number | Weight | Number | Weight | Number | Weight |
| 072 Dried shellfish | Russian Federation | 48 | 497 | 2 | 3 | 0 | 0 |
| | Socialist Republic of Viet Nam | 98 | 242 | 6 | 15 | 0 | 0 |
| 073 Processed and cooked shellfish | People's Republic of China | 58 | 223 | 45 | 152 | 0 | 0 |
| | Thailand | 54 | 41 | 2 | 1 | 0 | 0 |
| | U.S.A. | 7 | 21 | 1 | 4 | 0 | 0 |
| | Socialist Republic of Viet Nam | 1 | 2 | 1 | 2 | 0 | 0 |
| | New Zealand | 1 | 0 | 0 | 0 | 0 | 0 |
| 074 Shellfish: Frozen food | People's Republic of China | 558 | 7,916 | 470 | 6,850 | 0 | 0 |
| | Turkey | 10 | 193 | 0 | 0 | 0 | 0 |
| | Senegal | 15 | 152 | 0 | 0 | 0 | 0 |
| | Korea | 117 | 132 | 30 | 114 | 0 | 0 |
| | Australia | 83 | 124 | 3 | 3 | 0 | 0 |
| | People's Republic of China | 1,531 | 19,810 | 1,458 | 19,320 | 4 | 32 |
| 075 Shellfish: Tightly-packaged food pasteurized by pressing and heating | Chile | 102 | 1,133 | 36 | 381 | 0 | 0 |
| | New Zealand | 76 | 942 | 17 | 164 | 0 | 0 |
| | Canada | 50 | 834 | 12 | 196 | 0 | 0 |
| | Socialist Republic of Viet Nam | 114 | 774 | 17 | 52 | 0 | 0 |
| | People's Republic of China | 138 | 920 | 135 | 873 | 3 | 32 |
| 076 Other processed shellfish product | Thailand | 23 | 19 | 1 | 0 | 0 | 0 |
| | Australia | 8 | 1 | 1 | 0 | 0 | 0 |
| | People's Republic of China | 190 | 3,024 | 137 | 2,143 | 0 | 0 |
| | U.S.A. | 54 | 459 | 5 | 24 | 0 | 0 |
| | Korea | 412 | 296 | 23 | 64 | 0 | 0 |
| | Australia | 12 | 276 | 2 | 0 | 0 | 0 |
| 017 Processed aquatic animal product (other than fish and shellfish) | Indonesia | 27 | 85 | 3 | 1 | 0 | 0 |
| | 077 Sliced/shucked fresh aquatic animals (including frozen food) | | | | | | |
| | People's Republic of China | 8,434 | 47,776 | 2,544 | 14,513 | 8 | 37 |
| | Thailand | 6,030 | 29,232 | 437 | 1,467 | 0 | 0 |
| | Socialist Republic of Viet Nam | 3,881 | 27,487 | 3,538 | 25,217 | 22 | 135 |
| | India | 842 | 10,618 | 167 | 1,937 | 3 | 29 |
| | Indonesia | 1,643 | 10,143 | 78 | 293 | 6 | 8 |
| | 078 Dried aquatic animal product | | | | | | |
| | People's Republic of China | 1,972 | 13,092 | 636 | 3,990 | 0 | 0 |
| | Thailand | 308 | 765 | 39 | 84 | 0 | 0 |
| 079 Processed and cooked aquatic animals | Socialist Republic of Viet Nam | 106 | 563 | 79 | 523 | 4 | 22 |
| | Taiwan | 81 | 267 | 17 | 58 | 0 | 0 |
| | India | 27 | 159 | 3 | 17 | 0 | 0 |
| | Russian Federation | 743 | 18,209 | 100 | 2,486 | 0 | 0 |
| | People's Republic of China | 3,022 | 13,760 | 424 | 1,842 | 3 | 4 |
| 080 Aquatic animals: Frozen food | Canada | 593 | 4,925 | 59 | 559 | 0 | 0 |
| | Korea | 982 | 3,523 | 66 | 217 | 1 | 0 |
| | U.S.A. | 158 | 2,618 | 47 | 655 | 0 | 0 |
| | Thailand | 14,633 | 61,447 | 1,406 | 5,472 | 19 | 71 |
| | People's Republic of China | 9,380 | 50,966 | 2,588 | 13,847 | 13 | 44 |
| | Socialist Republic of Viet Nam | 5,710 | 30,922 | 5,366 | 29,369 | 39 | 213 |
| | Indonesia | 2,650 | 10,235 | 244 | 840 | 5 | 16 |
| 081 Aquatic animals: Tightly-packaged food pasteurized by pressing and heating | Korea | 782 | 1,777 | 106 | 232 | 4 | 0 |
| | People's Republic of China | 21 | 52 | 8 | 17 | 0 | 0 |
| | Korea | 37 | 6 | 0 | 0 | 0 | 0 |
| | Malaysia | 1 | 1 | 0 | 0 | 0 | 0 |
| | Spain | 4 | 0 | 1 | 0 | 0 | 0 |
| | Thailand | 1 | 0 | 1 | 0 | 0 | 0 |
| 082 Aquatic animals: Fish meat kneaded products | People's Republic of China | 144 | 400 | 37 | 97 | 0 | 0 |
| | Socialist Republic of Viet Nam | 50 | 86 | 19 | 42 | 0 | 0 |
| | Thailand | 31 | 53 | 9 | 13 | 1 | 1 |
| | Korea | 12 | 23 | 6 | 1 | 0 | 0 |
| | Peru | 2 | 2 | 0 | 0 | 0 | 0 |
| 083 Other processed aquatic animal product | Thailand | 188 | 3,579 | 1 | 23 | 0 | 0 |
| | People's Republic of China | 202 | 1,843 | 22 | 165 | 0 | 0 |
| | Malaysia | 58 | 970 | 0 | 0 | 0 | 0 |
| | Socialist Republic of Viet Nam | 101 | 736 | 11 | 33 | 0 | 0 |
| | Indonesia | 49 | 540 | 1 | 15 | 0 | 0 |
| 018 Processed seaweed product | 084 Dried seaweed | | | | | | |
| | People's Republic of China | 2,529 | 14,663 | 121 | 524 | 1 | 0 |
| | Korea | 4,660 | 7,252 | 101 | 182 | 0 | 0 |
| | Chile | 107 | 799 | 7 | 3 | 0 | 0 |
| | Morocco | 39 | 777 | 1 | 14 | 0 | 0 |
| | Indonesia | 32 | 304 | 0 | 0 | 0 | 0 |
| | 085 Salted seaweed | | | | | | |
| | People's Republic of China | 426 | 7,612 | 10 | 143 | 0 | 0 |
| | Korea | 591 | 3,315 | 5 | 94 | 0 | 0 |
| | Tonga | 7 | 160 | 0 | 0 | 0 | 0 |
| Brazil | 7 | 89 | 0 | 0 | 0 | 0 | |
| 086 Seaweed: Seaweed boiled down in soy sauce | Japan | 3 | 43 | 0 | 0 | 0 | 0 |
| | People's Republic of China | 877 | 3,528 | 126 | 424 | 0 | 0 |
| 087 Agar-agar | Chile | 73 | 813 | 8 | 52 | 0 | 0 |
| | Korea | 125 | 317 | 27 | 46 | 0 | 0 |
| | Morocco | 8 | 192 | 1 | 24 | 0 | 0 |
| | Indonesia | 23 | 120 | 3 | 28 | 0 | 0 |
| | People's Republic of China | 48 | 101 | 19 | 33 | 0 | 0 |
| 088 Other processed seaweed product | | | | | | | |

| Certification of Items | Top 5 Countries | Number and Weight of Import Declaration | | Number of Inspection | | Number of Violation | | |
|----------------------------------|--|---|-----------|----------------------|-----------|---------------------|--------|-----|
| | | Number | Weight | Number | Weight | Number | Weight | |
| Agricultural food 020 Cereals | 019 Processed aquatic animal egg product | People's Republic of China | 532 | 3,458 | 105 | 438 | 0 | 0 |
| | | Korea | 148 | 326 | 16 | 46 | 0 | 0 |
| | | Chile | 4 | 72 | 0 | 0 | 0 | 0 |
| | | United Kingdom | 6 | 60 | 0 | 0 | 0 | 0 |
| | | U.S.A. | 4 | 47 | 0 | 0 | 0 | 0 |
| | 089 Processed fish egg product | People's Republic of China | 1,688 | 7,914 | 111 | 367 | 0 | 0 |
| | | U.S.A. | 442 | 2,768 | 325 | 1,546 | 0 | 0 |
| | | Korea | 760 | 2,050 | 82 | 170 | 0 | 0 |
| | | Canada | 111 | 1,009 | 3 | 14 | 0 | 0 |
| | | Peru | 51 | 998 | 0 | 0 | 0 | 0 |
| | 091 Processed other aquatic animal egg product | People's Republic of China | 1 | 2 | 0 | 0 | 0 | 0 |
| | | Taiwan | 1 | 1 | 0 | 0 | 0 | 0 |
| | | Hong Kong | 4 | 0 | 1 | 0 | 0 | 0 |
| | 092 Non-glutinous rice | U.S.A. | 385 | 310,392 | 100 | 36,954 | 3 | 23 |
| | | Thailand | 207 | 172,811 | 76 | 68,354 | 18 | 471 |
| | | Australia | 125 | 76,856 | 33 | 16,880 | 1 | 3 |
| | | People's Republic of China | 213 | 46,816 | 99 | 17,921 | 1 | 1 |
| | | Socialist Republic of Viet Nam | 31 | 28,278 | 31 | 28,278 | 4 | 203 |
| | 093 Glutinous rice | Thailand | 32 | 7,727 | 13 | 2,179 | 1 | 2 |
| | | U.S.A. | 31 | 3,448 | 13 | 1,713 | 0 | 0 |
| | 094 Other rice | India | 1 | 0 | 1 | 0 | 0 | 0 |
| | 095 Barley | Australia | 71 | 192,096 | 6 | 8,981 | 1 | 0 |
| | | Canada | 16 | 42,955 | 5 | 2,079 | 2 | 43 |
| | | U.S.A. | 12 | 1,630 | 3 | 17 | 1 | 0 |
| | United Kingdom | 2 | 4 | 0 | 0 | 0 | 0 | |
| | Italy | 10 | 3 | 2 | 0 | 0 | 0 | |
| 096 Wheat | U.S.A. | 148 | 2,927,176 | 59 | 187,648 | 13 | 97 | |
| | Canada | 156 | 1,241,061 | 27 | 77,017 | 6 | 179 | |
| | Australia | 142 | 992,886 | 18 | 54,218 | 1 | 1 | |
| | France | 25 | 4,026 | 6 | 644 | 0 | 0 | |
| | Turkey | 1 | 40 | 0 | 0 | 0 | 0 | |
| 097 Rye | Germany | 19 | 2,861 | 1 | 168 | 0 | 0 | |
| | Canada | 23 | 1,055 | 2 | 22 | 0 | 0 | |
| | U.S.A. | 4 | 739 | 2 | 7 | 0 | 0 | |
| | Finland | 1 | 89 | 0 | 0 | 0 | 0 | |
| | Denmark | 1 | 21 | 0 | 0 | 0 | 0 | |
| 098 Oat | U.S.A. | 38 | 506 | 1 | 3 | 0 | 0 | |
| | Finland | 9 | 178 | 0 | 0 | 0 | 0 | |
| | Australia | 8 | 104 | 1 | 1 | 0 | 0 | |
| | People's Republic of China | 2 | 2 | 0 | 0 | 0 | 0 | |
| 099 Other oats | U.S.A. | 3 | 3 | 2 | 2 | 0 | 0 | |
| | Peru | 1 | 1 | 0 | 0 | 0 | 0 | |
| | Canada | 1 | 1 | 0 | 0 | 0 | 0 | |
| 100 Maize | U.S.A. | 2,587 | 3,531,214 | 2,574 | 3,526,704 | 102 | 85,971 | |
| | Brazil | 88 | 275,296 | 25 | 55,563 | 0 | 0 | |
| | France | 9 | 47,847 | 2 | 2,040 | 0 | 0 | |
| | Australia | 14 | 16,495 | 2 | 47 | 0 | 0 | |
| | Peru | 33 | 980 | 26 | 962 | 0 | 0 | |
| 101 Buckwheat | People's Republic of China | 623 | 72,327 | 69 | 6,086 | 0 | 0 | |
| | U.S.A. | 237 | 15,356 | 7 | 286 | 0 | 0 | |
| | Brazil | 5 | 976 | 2 | 414 | 1 | 207 | |
| | Canada | 4 | 367 | 0 | 0 | 0 | 0 | |
| | Australia | 9 | 323 | 3 | 242 | 1 | 192 | |
| 102 Indian millet | U.S.A. | 8 | 160 | 3 | 60 | 0 | 0 | |
| | People's Republic of China | 11 | 119 | 3 | 53 | 0 | 0 | |
| | Korea | 13 | 0 | 0 | 0 | 0 | 0 | |
| 103 Job's tears | Thailand | 182 | 4,102 | 182 | 4,102 | 0 | 0 | |
| | People's Republic of China | 69 | 789 | 69 | 789 | 5 | 86 | |
| | Socialist Republic of Viet Nam | 61 | 645 | 61 | 645 | 0 | 0 | |
| | Laos | 5 | 86 | 5 | 86 | 0 | 0 | |
| 104 Other miscellaneous cereals | People's Republic of China | 73 | 1,661 | 8 | 149 | 0 | 0 | |
| | Peru | 25 | 392 | 14 | 132 | 0 | 0 | |
| | India | 6 | 103 | 1 | 18 | 0 | 0 | |
| | Bolivia | 8 | 101 | 3 | 21 | 0 | 0 | |
| | Socialist Republic of Viet Nam | 2 | 63 | 0 | 0 | 0 | 0 | |
| 021Pulses | 105 Peanuts | People's Republic of China | 633 | 12,742 | 633 | 12,742 | 8 | 167 |
| | U.S.A. | 313 | 6,226 | 313 | 6,226 | 8 | 159 | |
| | South Africa | 214 | 3,874 | 214 | 3,874 | 6 | 108 | |
| | Argentina | 123 | 3,001 | 123 | 3,001 | 1 | 25 | |
| | India | 21 | 396 | 21 | 396 | 1 | 19 | |
| | U.S.A. | 1,558 | 1,548,818 | 165 | 11,467 | 5 | 211 | |
| | Brazil | 17 | 579,200 | 8 | 146 | 2 | 20 | |
| | Canada | 2,600 | 346,654 | 160 | 10,514 | 1 | 3 | |
| | People's Republic of China | 569 | 42,978 | 63 | 3,049 | 0 | 0 | |
| | Argentina | 4 | 343 | 0 | 0 | 0 | 0 | |
| 106 Soybean | People's Republic of China | 1,247 | 79,153 | 144 | 7,277 | 1 | 2 | |

| Certification of Items | Top 5 Countries | Number and Weight of Import Declaration | | Number of Inspection | | Number of Violation | |
|--------------------------------|--|---|---------|----------------------|--------|---------------------|--------|
| | | Number | Weight | Number | Weight | Number | Weight |
| 108 Broad beans | Myanmar | 255 | 19,322 | 153 | 7,864 | 2 | 42 |
| | Canada | 337 | 15,391 | 137 | 6,253 | 0 | 0 |
| | U.S.A. | 372 | 10,064 | 211 | 7,054 | 0 | 0 |
| | Thailand | 103 | 2,357 | 2 | 62 | 0 | 0 |
| | People's Republic of China | 149 | 4,153 | 12 | 252 | 0 | 0 |
| | Australia | 42 | 1,090 | 3 | 107 | 0 | 0 |
| | Portugal | 2 | 38 | 1 | 19 | 0 | 0 |
| | Bolivia | 3 | 34 | 0 | 0 | 0 | 0 |
| | United Kingdom | 2 | 20 | 0 | 0 | 0 | 0 |
| | 109 Pea | Canada | 240 | 6,931 | 15 | 417 | 0 |
| United Kingdom | | 88 | 2,343 | 9 | 212 | 0 | 0 |
| U.S.A. | | 85 | 1,917 | 1 | 50 | 0 | 0 |
| Australia | | 30 | 1,150 | 1 | 21 | 0 | 0 |
| New Zealand | | 20 | 594 | 0 | 0 | 0 | 0 |
| 110 Other pulses | Myanmar | 104 | 4,604 | 4 | 126 | 0 | 0 |
| | People's Republic of China | 71 | 3,850 | 7 | 155 | 0 | 0 |
| | India | 97 | 1,631 | 88 | 1,614 | 2 | 24 |
| | U.S.A. | 42 | 759 | 7 | 144 | 0 | 0 |
| | Thailand | 13 | 249 | 0 | 0 | 0 | 0 |
| 022 Vegetables | | | | | | | |
| 111 Cruciferous vegetables | U.S.A. | 5,167 | 39,320 | 403 | 2,731 | 0 | 0 |
| | People's Republic of China | 2,003 | 37,175 | 196 | 1,990 | 1 | 0 |
| | Korea | 960 | 1,444 | 8 | 58 | 0 | 0 |
| | Taiwan | 212 | 762 | 8 | 2 | 0 | 0 |
| | Mexico | 64 | 381 | 4 | 18 | 0 | 0 |
| | 112 Potato, yam, taro | U.S.A. | 95 | 18,665 | 4 | 745 | 0 |
| People's Republic of China | | 503 | 7,719 | 39 | 537 | 0 | 0 |
| Socialist Republic of Viet Nam | | 4 | 31 | 0 | 0 | 0 | 0 |
| Taiwan | | 52 | 19 | 5 | 1 | 0 | 0 |
| France | | 119 | 4 | 8 | 0 | 0 | 0 |
| 113 Cucurbitaceous vegetables | Mexico | 1,094 | 56,311 | 21 | 825 | 0 | 0 |
| | New Zealand | 543 | 55,357 | 9 | 186 | 0 | 0 |
| | New Caledonia (including Chesterfield) | 15 | 2,560 | 5 | 433 | 0 | 0 |
| | Korea | 1,130 | 1,347 | 11 | 43 | 0 | 0 |
| | Tonga | 34 | 1,126 | 6 | 264 | 0 | 0 |
| 114 Vegetables of asteraceae | People's Republic of China | 1,856 | 44,132 | 90 | 1,813 | 0 | 0 |
| | Taiwan | 755 | 10,238 | 26 | 328 | 0 | 0 |
| | U.S.A. | 2,406 | 6,936 | 170 | 337 | 0 | 0 |
| | Mexico | 141 | 433 | 10 | 24 | 0 | 0 |
| | Belgium | 340 | 248 | 33 | 20 | 0 | 0 |
| 115 Mushroom | People's Republic of China | 4,145 | 6,693 | 440 | 685 | 0 | 0 |
| | Korea | 844 | 498 | 34 | 37 | 0 | 0 |
| | Netherlands | 33 | 438 | 32 | 417 | 0 | 0 |
| | France | 960 | 370 | 957 | 369 | 1 | 0 |
| | Turkey | 217 | 114 | 207 | 107 | 0 | 0 |
| 116 Umbelliferous vegetables | People's Republic of China | 2,406 | 68,366 | 2,299 | 68,343 | 2 | 26 |
| | U.S.A. | 1,578 | 10,608 | 172 | 1,223 | 2 | 8 |
| | New Zealand | 309 | 4,199 | 17 | 103 | 0 | 0 |
| | Taiwan | 122 | 3,105 | 119 | 3,103 | 0 | 0 |
| | Australia | 257 | 2,851 | 23 | 242 | 0 | 0 |
| 117 Solanaceous vegetables | Korea | 4,753 | 23,612 | 488 | 2,375 | 1 | 4 |
| | Netherlands | 5,913 | 7,899 | 648 | 771 | 0 | 0 |
| | New Zealand | 4,459 | 5,208 | 362 | 392 | 0 | 0 |
| | U.S.A. | 966 | 3,645 | 53 | 197 | 0 | 0 |
| | People's Republic of China | 160 | 1,715 | 153 | 1,664 | 0 | 0 |
| 118 Liliaceae vegetables | People's Republic of China | 15,018 | 340,335 | 4,988 | 69,971 | 1 | 19 |
| | U.S.A. | 1,394 | 26,005 | 58 | 839 | 0 | 0 |
| | New Zealand | 829 | 23,016 | 56 | 495 | 0 | 0 |
| | Australia | 951 | 9,331 | 83 | 308 | 0 | 0 |
| | Mexico | 1,772 | 5,746 | 72 | 200 | 0 | 0 |
| 119 Other vegetables | People's Republic of China | 2,212 | 24,964 | 188 | 1,496 | 0 | 0 |
| | Thailand | 5,597 | 3,798 | 914 | 990 | 19 | 76 |
| | Philippines | 1,766 | 3,569 | 121 | 216 | 0 | 0 |
| | Oman | 363 | 1,378 | 311 | 1,261 | 4 | 6 |
| | Taiwan | 383 | 1,214 | 47 | 204 | 0 | 0 |
| 023 Fruits | | | | | | | |
| 120 Stone fruits | U.S.A. | 5,657 | 10,515 | 233 | 333 | 0 | 0 |
| | People's Republic of China | 76 | 2,624 | 1 | 11 | 0 | 0 |
| | Serbia | 47 | 267 | 6 | 5 | 0 | 0 |
| | Greece | 5 | 87 | 0 | 0 | 0 | 0 |
| | Chile | 14 | 48 | 1 | 2 | 0 | 0 |
| 121 Citrus fruits | U.S.A. | 10,953 | 221,009 | 483 | 8,954 | 0 | 0 |
| | South Africa | 1,357 | 53,803 | 90 | 2,963 | 1 | 14 |
| | Australia | 1,249 | 30,633 | 153 | 3,211 | 3 | 74 |
| | Chile | 1,027 | 14,729 | 51 | 814 | 0 | 0 |
| | Israel | 28 | 3,778 | 2 | 603 | 0 | 0 |
| 122 Pomaceous fruits | New Zealand | 87 | 1,922 | 7 | 85 | 0 | 0 |
| | People's Republic of China | 13 | 138 | 0 | 0 | 0 | 0 |
| | Korea | 137 | 48 | 0 | 0 | 0 | 0 |
| | U.S.A. | 4 | 19 | 0 | 0 | 0 | 0 |
| | Chile | 1 | 5 | 0 | 0 | 0 | 0 |

| Certification of Items | Top 5 Countries | Number and Weight of Import Declaration | | Number of Inspection | | Number of Violation | |
|---|--------------------------------|---|-----------|----------------------|--------|---------------------|--------|
| | | Number | Weight | Number | Weight | Number | Weight |
| 123 Tropical fruits | Philippines | 12,770 | 1,189,049 | 574 | 31,534 | 1 | 23 |
| | Mexico | 3,941 | 63,182 | 3,137 | 57,030 | 8 | 39 |
| | New Zealand | 238 | 60,528 | 10 | 592 | 0 | 0 |
| | Ecuador | 1,509 | 35,664 | 73 | 1,582 | 0 | 0 |
| | Taiwan | 1,306 | 9,399 | 102 | 550 | 0 | 0 |
| 124 Berry fruits | U.S.A. | 6,757 | 11,728 | 551 | 1,246 | 3 | 2 |
| | Canada | 413 | 10,498 | 24 | 196 | 0 | 0 |
| | People's Republic of China | 217 | 6,653 | 13 | 158 | 0 | 0 |
| | Chile | 935 | 3,403 | 89 | 139 | 0 | 0 |
| | Egypt | 24 | 1,171 | 1 | 24 | 0 | 0 |
| 125 Other fruits | Mexico | 1,687 | 25,015 | 30 | 180 | 1 | 0 |
| | U.S.A. | 1,842 | 18,849 | 136 | 772 | 0 | 0 |
| | Chile | 708 | 12,240 | 70 | 864 | 0 | 0 |
| | People's Republic of China | 187 | 3,317 | 38 | 630 | 3 | 12 |
| | Korea | 1,030 | 1,070 | 12 | 9 | 0 | 0 |
| 024 Nuts and seeds | | | | | | | |
| 126 Nuts | U.S.A. | 2,741 | 43,444 | 2,715 | 43,264 | 18 | 261 |
| | People's Republic of China | 426 | 8,624 | 109 | 1,312 | 0 | 0 |
| | India | 384 | 6,330 | 39 | 650 | 0 | 0 |
| | Australia | 118 | 1,583 | 24 | 308 | 0 | 0 |
| | Socialist Republic of Viet Nam | 90 | 1,289 | 9 | 143 | 0 | 0 |
| 127 Oil seeds (for extraction of cooking oil) | Canada | 33 | 2,199,618 | 16 | 401 | 6 | 84 |
| | Australia | 216 | 90,740 | 151 | 20,939 | 0 | 0 |
| | Nigeria | 244 | 54,669 | 176 | 38,146 | 1 | 19 |
| | Tanzania | 106 | 24,352 | 17 | 2,893 | 0 | 0 |
| | Burkina Faso | 57 | 16,353 | 11 | 3,210 | 0 | 0 |
| | | | | | | | |
| 128 Coffee bean | Brazil | 4,227 | 136,286 | 461 | 12,670 | 0 | 0 |
| | Socialist Republic of Viet Nam | 1,418 | 69,710 | 119 | 4,360 | 0 | 0 |
| | Indonesia | 1,385 | 50,440 | 1,385 | 50,440 | 1 | 40 |
| | Columbia | 983 | 46,669 | 140 | 4,849 | 0 | 0 |
| | Guatemala | 1,286 | 30,093 | 220 | 4,531 | 0 | 0 |
| 129 Cacao bean | Ghana | 546 | 43,214 | 546 | 43,214 | 18 | 1,273 |
| | Venezuela | 168 | 4,375 | 168 | 4,375 | 8 | 199 |
| | Ecuador | 144 | 3,521 | 144 | 3,521 | 3 | 74 |
| | Dominican Republic | 32 | 1,027 | 4 | 126 | 0 | 0 |
| | Republic of Cote d'Ivoire | 18 | 1,004 | 6 | 270 | 0 | 0 |
| 130 Other nuts and seeds | Paraguay | 63 | 9,180 | 9 | 1,761 | 0 | 0 |
| | Guatemala | 146 | 7,860 | 36 | 2,461 | 0 | 0 |
| | Myanmar | 98 | 6,346 | 98 | 6,346 | 3 | 222 |
| | Ethiopia | 26 | 4,748 | 4 | 773 | 0 | 0 |
| | Nigeria | 54 | 1,989 | 47 | 1,489 | 0 | 0 |
| 025 Other agricultural food | | | | | | | |
| Thailand | Thailand | 297 | 22 | 0 | 0 | 0 | 0 |
| | Italy | 16 | 7 | 0 | 0 | 0 | 0 |
| | Philippines | 59 | 3 | 0 | 0 | 0 | 0 |
| | People's Republic of China | 1 | 3 | 0 | 0 | 0 | 0 |
| | India | 1 | 1 | 0 | 0 | 0 | 0 |
| Processed agricultural food | | | | | | | |
| 026 Preparations of cereals | | | | | | | |
| 131 Rice flour | Thailand | 1,185 | 42,906 | 87 | 2,574 | 0 | 0 |
| | People's Republic of China | 103 | 26,601 | 100 | 26,592 | 0 | 0 |
| | U.S.A. | 393 | 19,550 | 35 | 1,812 | 0 | 0 |
| | Australia | 7 | 129 | 1 | 21 | 0 | 0 |
| | Taiwan | 8 | 18 | 3 | 7 | 0 | 0 |
| 132 Oat flour | Korea | 1,366 | 32,853 | 40 | 793 | 0 | 0 |
| | Singapore | 106 | 5,530 | 4 | 140 | 0 | 0 |
| | Italy | 187 | 1,699 | 12 | 58 | 0 | 0 |
| | Indonesia | 44 | 1,646 | 0 | 0 | 0 | 0 |
| | Germany | 84 | 1,098 | 6 | 35 | 0 | 0 |
| 133 Flour of miscellaneous cereals | Australia | 19 | 1,922 | 1 | 0 | 0 | 0 |
| | U.S.A. | 73 | 1,431 | 26 | 242 | 0 | 0 |
| | France | 13 | 780 | 0 | 0 | 0 | 0 |
| | New Zealand | 50 | 579 | 4 | 32 | 0 | 0 |
| | South Africa | 2 | 467 | 0 | 0 | 0 | 0 |
| | | | | | | | |
| 134 Boiled cereals in water | U.S.A. | 902 | 24,901 | 23 | 483 | 0 | 0 |
| | Thailand | 926 | 20,275 | 36 | 735 | 0 | 0 |
| | People's Republic of China | 41 | 512 | 8 | 111 | 0 | 0 |
| | France | 13 | 283 | 1 | 14 | 0 | 0 |
| | Canada | 4 | 98 | 0 | 0 | 0 | 0 |
| 135 Noodles (other than frozen food) | Italy | 6,224 | 94,290 | 108 | 468 | 0 | 0 |
| | Turkey | 966 | 25,890 | 14 | 245 | 0 | 0 |
| | U.S.A. | 446 | 21,606 | 5 | 34 | 0 | 0 |
| | People's Republic of China | 3,361 | 16,949 | 325 | 1,376 | 0 | 0 |
| | Korea | 10,635 | 9,793 | 212 | 174 | 0 | 0 |
| 136 Bread (other than frozen food) | U.S.A. | 11 | 141 | 2 | 0 | 0 | 0 |
| | France | 212 | 124 | 10 | 1 | 0 | 0 |
| | Italy | 167 | 108 | 20 | 3 | 1 | 0 |
| | Canada | 31 | 66 | 2 | 2 | 0 | 0 |
| | Germany | 95 | 58 | 32 | 17 | 0 | 0 |
| 137 Cereals: Frozen food | U.S.A. | 4,945 | 47,253 | 330 | 2,434 | 0 | 0 |
| | Thailand | 601 | 9,201 | 70 | 510 | 2 | 0 |
| | People's Republic of China | 2,380 | 7,484 | 296 | 1,008 | 1 | 1 |

| Certification of Items | Top 5 Countries | Number and Weight of Import Declaration | | Number of Inspection | | Number of Violation | |
|--|--------------------------------|---|---------|----------------------|--------|---------------------|--------|
| | | Number | Weight | Number | Weight | Number | Weight |
| 138 Cereals: Tightly-packaged food pasteurized by pressing and heating | France | 2,161 | 4,641 | 252 | 295 | 1 | 0 |
| | New Zealand | 677 | 4,499 | 36 | 280 | 0 | 0 |
| | Thailand | 364 | 6,799 | 34 | 434 | 0 | 0 |
| | New Zealand | 40 | 867 | 8 | 134 | 0 | 0 |
| | People's Republic of China | 86 | 823 | 18 | 93 | 1 | 17 |
| 139 Other preparations of cereals | Korea | 145 | 17 | 8 | 4 | 0 | 0 |
| | Taiwan | 2 | 0 | 1 | 0 | 0 | 0 |
| | People's Republic of China | 725 | 9,883 | 70 | 390 | 0 | 0 |
| | Australia | 185 | 5,356 | 6 | 13 | 0 | 0 |
| | Korea | 2,828 | 3,854 | 56 | 146 | 0 | 0 |
| 027 Preparations of pulses | United Kingdom | 339 | 2,076 | 26 | 41 | 0 | 0 |
| | U.S.A. | 533 | 2,054 | 53 | 118 | 1 | 1 |
| 140 Pulses flour | India | 249 | 22,209 | 13 | 196 | 0 | 0 |
| | U.S.A. | 53 | 3,718 | 0 | 0 | 0 | 0 |
| | People's Republic of China | 59 | 459 | 8 | 83 | 0 | 0 |
| | Belgium | 3 | 20 | 0 | 0 | 0 | 0 |
| | Taiwan | 3 | 9 | 2 | 6 | 0 | 0 |
| 141 Peanuts preparations | People's Republic of China | 3,082 | 54,080 | 3,082 | 54,080 | 13 | 77 |
| | U.S.A. | 313 | 2,611 | 313 | 2,611 | 4 | 36 |
| | Australia | 21 | 151 | 18 | 151 | 0 | 0 |
| | India | 4 | 59 | 4 | 59 | 0 | 0 |
| | Argentina | 1 | 20 | 1 | 20 | 0 | 0 |
| 142 Roasted/fried pulses (other than peanuts) | People's Republic of China | 289 | 2,170 | 57 | 387 | 0 | 0 |
| | Iran | 1 | 5 | 0 | 0 | 0 | 0 |
| | Philippines | 58 | 3 | 3 | 0 | 0 | 0 |
| | Bangladesh | 1 | 1 | 1 | 1 | 0 | 0 |
| | Thailand | 3 | 1 | 0 | 0 | 0 | 0 |
| 143 Bean jam | People's Republic of China | 5,537 | 74,301 | 521 | 3,871 | 0 | 0 |
| | Philippines | 74 | 567 | 0 | 0 | 0 | 0 |
| | Thailand | 17 | 266 | 3 | 39 | 0 | 0 |
| | Korea | 50 | 165 | 1 | 0 | 0 | 0 |
| | U.S.A. | 3 | 39 | 1 | 0 | 0 | 0 |
| 144 Boiled beans (including boiled adzuki) | People's Republic of China | 2,487 | 12,472 | 263 | 997 | 1 | 25 |
| | Italy | 202 | 752 | 14 | 40 | 0 | 0 |
| | U.S.A. | 98 | 409 | 30 | 117 | 0 | 0 |
| | Taiwan | 5 | 36 | 3 | 18 | 0 | 0 |
| | Canada | 1 | 19 | 0 | 0 | 0 | 0 |
| 145 Processed soybean (other than listed above) | People's Republic of China | 121 | 178 | 19 | 45 | 0 | 0 |
| | Thailand | 110 | 66 | 5 | 3 | 0 | 0 |
| | Taiwan | 3 | 2 | 2 | 1 | 0 | 0 |
| | Korea | 7 | 2 | 0 | 0 | 0 | 0 |
| | Hong Kong | 1 | 10 | 1 | 10 | 0 | 0 |
| 146 Pulses: Frozen food | People's Republic of China | 823 | 4,689 | 161 | 1,052 | 0 | 0 |
| | Italy | 53 | 700 | 14 | 162 | 0 | 0 |
| | Thailand | 151 | 178 | 24 | 32 | 0 | 0 |
| | Taiwan | 25 | 150 | 8 | 6 | 0 | 0 |
| | Hong Kong | 1 | 10 | 1 | 10 | 0 | 0 |
| 147 Pulses: Tightly-packaged food pasteurized by pressing and heating | People's Republic of China | 426 | 1,922 | 24 | 57 | 0 | 0 |
| | Italy | 6 | 74 | 1 | 10 | 0 | 0 |
| | India | 10 | 47 | 4 | 10 | 0 | 0 |
| | Thailand | 23 | 15 | 1 | 1 | 0 | 0 |
| | Taiwan | 2 | 0 | 0 | 0 | 0 | 0 |
| 148 Other preparations of pulses | U.S.A. | 538 | 78,552 | 2 | 3 | 0 | 0 |
| | India | 478 | 29,314 | 30 | 334 | 0 | 0 |
| | People's Republic of China | 773 | 4,076 | 96 | 264 | 0 | 0 |
| | Italy | 77 | 326 | 4 | 17 | 0 | 0 |
| | Taiwan | 24 | 36 | 13 | 16 | 0 | 0 |
| 028 Preparations of vegetables (other than processed mushroom, spices, processed herb and tea) | | | | | | | |
| 149 Dried vegetables | People's Republic of China | 4,352 | 35,786 | 1,500 | 7,320 | 4 | 16 |
| | U.S.A. | 505 | 4,874 | 39 | 212 | 0 | 0 |
| | Thailand | 350 | 824 | 71 | 235 | 0 | 0 |
| | Egypt | 44 | 752 | 2 | 21 | 0 | 0 |
| | Socialist Republic of Viet Nam | 241 | 429 | 51 | 47 | 0 | 0 |
| | U.S.A. | 536 | 20,037 | 16 | 485 | 0 | 0 |
| 150 Flour | Germany | 53 | 2,166 | 3 | 129 | 0 | 0 |
| | People's Republic of China | 208 | 1,980 | 37 | 243 | 0 | 0 |
| | Netherlands | 40 | 1,331 | 3 | 75 | 0 | 0 |
| | Spain | 28 | 432 | 3 | 29 | 0 | 0 |
| | People's Republic of China | 6,419 | 106,769 | 533 | 7,097 | 1 | 5 |
| 151 Salted vegetables (including in brine) | Thailand | 1,201 | 17,063 | 34 | 238 | 0 | 0 |
| | Socialist Republic of Viet Nam | 182 | 2,987 | 9 | 246 | 0 | 0 |
| | Taiwan | 54 | 1,524 | 8 | 68 | 0 | 0 |
| | Republic of Sri Lanka | 37 | 849 | 0 | 0 | 0 | 0 |
| | People's Republic of China | 26,116 | 113,981 | 1,907 | 5,440 | 4 | 8 |
| 152 Preserved vegetables | Korea | 13,202 | 20,879 | 284 | 160 | 0 | 0 |
| | Republic of Sri Lanka | 301 | 2,572 | 3 | 6 | 0 | 0 |
| | Thailand | 637 | 1,972 | 25 | 81 | 0 | 0 |
| | Turkey | 94 | 1,115 | 14 | 101 | 0 | 0 |
| | People's Republic of China | 20,580 | 123,745 | 1,708 | 8,376 | 1 | 7 |
| 153 Boiled vegetables in water | | | | | | | |

| Certification of Items | Top 5 Countries | Number and Weight of Import Declaration | | Number of Inspection | | Number of Violation | | |
|---|--------------------------------------|---|---------|----------------------|---------|---------------------|--------|---|
| | | Number | Weight | Number | Weight | Number | Weight | |
| 154 Puree and paste | Italy | 2,710 | 96,040 | 41 | 668 | 0 | 0 | |
| | Thailand | 454 | 5,212 | 30 | 244 | 0 | 0 | |
| | U.S.A. | 134 | 3,492 | 4 | 10 | 0 | 0 | |
| | Turkey | 47 | 2,754 | 2 | 0 | 0 | 0 | |
| | People's Republic of China | 838 | 45,719 | 81 | 1,812 | 0 | 0 | |
| 155 Vegetables: Frozen food | U.S.A. | 531 | 32,615 | 9 | 56 | 0 | 0 | |
| | Portugal | 324 | 26,126 | 0 | 0 | 0 | 0 | |
| | Chile | 184 | 16,635 | 0 | 0 | 0 | 0 | |
| | Turkey | 316 | 15,491 | 3 | 73 | 0 | 0 | |
| | People's Republic of China | 33,107 | 326,507 | 11,003 | 118,696 | 24 | 255 | |
| 156 Vegetables: Tightly-packaged food pasteurized by pressing and heating | U.S.A. | 12,568 | 310,118 | 847 | 10,441 | 0 | 0 | |
| | Thailand | 3,753 | 37,056 | 682 | 5,747 | 4 | 5 | |
| | Taiwan | 2,000 | 32,364 | 268 | 3,885 | 1 | 1 | |
| | Canada | 1,569 | 31,079 | 90 | 1,387 | 3 | 6 | |
| | People's Republic of China | 1,147 | 3,623 | 201 | 618 | 1 | 0 | |
| 157 Other preparations of vegetables | Thailand | 114 | 1,941 | 7 | 18 | 0 | 0 | |
| | Italy | 16 | 261 | 5 | 64 | 0 | 0 | |
| | Taiwan | 10 | 77 | 4 | 26 | 0 | 0 | |
| | New Zealand | 1 | 22 | 1 | 22 | 0 | 0 | |
| | People's Republic of China | 10,993 | 56,254 | 1,135 | 5,010 | 0 | 0 | |
| 029 Processed mushroom product | U.S.A. | 707 | 27,828 | 12 | 151 | 0 | 0 | |
| | Italy | 1,241 | 22,998 | 72 | 357 | 1 | 0 | |
| | New Zealand | 93 | 8,127 | 1 | 0 | 0 | 0 | |
| | Australia | 129 | 7,561 | 2 | 1 | 0 | 0 | |
| | 158 Dried mushroom (including flour) | People's Republic of China | 3,657 | 8,260 | 1,528 | 3,282 | 2 | 4 |
| 159 Salted mushroom (including in brine) | Hong Kong | 115 | 243 | 47 | 122 | 0 | 0 | |
| | Italy | 76 | 17 | 75 | 16 | 0 | 0 | |
| | Korea | 30 | 16 | 6 | 0 | 0 | 0 | |
| | Thailand | 17 | 9 | 0 | 0 | 0 | 0 | |
| | People's Republic of China | 560 | 4,624 | 20 | 180 | 0 | 0 | |
| 160 Boiled mushroom in water | Socialist Republic of Viet Nam | 3 | 43 | 0 | 0 | 0 | 0 | |
| | Thailand | 2 | 1 | 0 | 0 | 0 | 0 | |
| | Russian Federation | 4 | 0 | 0 | 0 | 0 | 0 | |
| | Italy | 1 | 0 | 0 | 0 | 0 | 0 | |
| | People's Republic of China | 2,769 | 18,123 | 368 | 1,961 | 1 | 0 | |
| 161 Mushroom: Frozen food | Socialist Republic of Viet Nam | 49 | 700 | 8 | 113 | 0 | 0 | |
| | Indonesia | 20 | 206 | 1 | 10 | 0 | 0 | |
| | Korea | 5 | 108 | 0 | 0 | 0 | 0 | |
| | Thailand | 41 | 68 | 2 | 5 | 0 | 0 | |
| | People's Republic of China | 594 | 4,513 | 151 | 973 | 0 | 0 | |
| 162 Mushroom: Tightly-packaged food pasteurized by pressing and heating | Belgium | 14 | 49 | 4 | 14 | 0 | 0 | |
| | Socialist Republic of Viet Nam | 15 | 30 | 2 | 8 | 0 | 0 | |
| | France | 9 | 22 | 4 | 8 | 0 | 0 | |
| | Thailand | 4 | 3 | 0 | 0 | 0 | 0 | |
| | People's Republic of China | 639 | 2,191 | 84 | 246 | 0 | 0 | |
| 163 Other processed mushroom product | Thailand | 46 | 26 | 4 | 1 | 0 | 0 | |
| | Indonesia | 5 | 13 | 1 | 4 | 0 | 0 | |
| | Taiwan | 2 | 0 | 1 | 0 | 0 | 0 | |
| | People's Republic of China | 608 | 2,223 | 107 | 297 | 0 | 0 | |
| | France | 58 | 62 | 24 | 1 | 0 | 0 | |
| 030 Processed wild grass product and spices | Italy | 99 | 18 | 5 | 0 | 0 | 0 | |
| | Netherlands | 1 | 13 | 0 | 0 | 0 | 0 | |
| | Thailand | 22 | 11 | 3 | 1 | 0 | 0 | |
| | 164 Allspice | Jamaica | 6 | 68 | 1 | 10 | 0 | 0 |
| | Mexico | 5 | 58 | 1 | 5 | 0 | 0 | |
| 165 Cinnamon | Guatemala | 3 | 20 | 0 | 0 | 0 | 0 | |
| | Netherlands | 1 | 10 | 1 | 10 | 0 | 0 | |
| | Malaysia | 6 | 8 | 1 | 1 | 0 | 0 | |
| | People's Republic of China | 28 | 153 | 0 | 0 | 0 | 0 | |
| | Socialist Republic of Viet Nam | 19 | 139 | 2 | 12 | 0 | 0 | |
| 166 Laurel | Malaysia | 62 | 81 | 6 | 9 | 0 | 0 | |
| | Republic of Sri Lanka | 55 | 13 | 3 | 0 | 0 | 0 | |
| | U.S.A. | 61 | 9 | 5 | 1 | 0 | 0 | |
| | Turkey | 58 | 208 | 1 | 10 | 0 | 0 | |
| | U.S.A. | 4 | 4 | 0 | 0 | 0 | 0 | |
| 167 Saffron | Morocco | 2 | 2 | 0 | 0 | 0 | 0 | |
| | Socialist Republic of Viet Nam | 9 | 2 | 0 | 0 | 0 | 0 | |
| | India | 11 | 2 | 0 | 0 | 0 | 0 | |
| | Spain | 39 | 1 | 1 | 0 | 0 | 0 | |
| | Iran | 9 | 0 | 2 | 0 | 0 | 0 | |
| 168 Clove | U.S.A. | 2 | 0 | 0 | 0 | 0 | 0 | |
| | Philippines | 7 | 0 | 1 | 0 | 0 | 0 | |
| | Socialist Republic of Viet Nam | 2 | 0 | 0 | 0 | 0 | 0 | |
| | Singapore | 18 | 170 | 5 | 46 | 0 | 0 | |
| | Madagascar | 8 | 81 | 0 | 0 | 0 | 0 | |
| 169 Chili pepper | Indonesia | 7 | 13 | 2 | 3 | 0 | 0 | |
| | Netherlands | 2 | 13 | 0 | 0 | 0 | 0 | |
| | Socialist Republic of Viet Nam | 5 | 10 | 1 | 0 | 0 | 0 | |

| Certification of Items | Top 5 Countries | Number and Weight of Import Declaration | | Number of Inspection | | Number of Violation | |
|---|--|---|---------|----------------------|--------|---------------------|--------|
| | | Number | Weight | Number | Weight | Number | Weight |
| 170 Nutmeg | People's Republic of China | 1,027 | 9,730 | 1,026 | 9,721 | 1 | 1 |
| | Korea | 121 | 560 | 121 | 560 | 0 | 0 |
| | India | 17 | 55 | 17 | 55 | 3 | 1 |
| | U.S.A. | 27 | 41 | 27 | 41 | 0 | 0 |
| | Mexico | 9 | 5 | 9 | 5 | 0 | 0 |
| 171 Paprika | Indonesia | 73 | 487 | 73 | 487 | 3 | 19 |
| | Republic of Sri Lanka | 7 | 2 | 7 | 2 | 0 | 0 |
| | India | 2 | 0 | 2 | 0 | 0 | 0 |
| | Germany | 1 | 0 | 1 | 0 | 0 | 0 |
| | France | 3 | 0 | 3 | 0 | 0 | 0 |
| 172 Peppers | Spain | 104 | 750 | 5 | 20 | 0 | 0 |
| | Chile | 8 | 100 | 1 | 15 | 0 | 0 |
| | People's Republic of China | 7 | 46 | 7 | 46 | 0 | 0 |
| | Socialist Republic of Viet Nam | 4 | 1 | 0 | 0 | 0 | 0 |
| | Germany | 38 | 1 | 18 | 1 | 0 | 0 |
| 173 Mustards | Malaysia | 500 | 3,388 | 38 | 268 | 0 | 0 |
| | Socialist Republic of Viet Nam | 271 | 2,028 | 18 | 86 | 0 | 0 |
| | Indonesia | 92 | 1,408 | 3 | 35 | 0 | 0 |
| | Singapore | 65 | 700 | 0 | 0 | 0 | 0 |
| | India | 86 | 616 | 6 | 92 | 0 | 0 |
| 174 Curry powder | Canada | 167 | 4,290 | 10 | 200 | 0 | 0 |
| | U.S.A. | 25 | 335 | 1 | 16 | 0 | 0 |
| | People's Republic of China | 1 | 10 | 1 | 10 | 0 | 0 |
| | Germany | 9 | 5 | 0 | 0 | 0 | 0 |
| | India | 23 | 5 | 1 | 0 | 0 | 0 |
| 175 Other processed wild grass product and spices | United Kingdom | 16 | 16 | 5 | 7 | 0 | 0 |
| | Malaysia | 11 | 7 | 6 | 5 | 0 | 0 |
| | Germany | 4 | 6 | 2 | 3 | 0 | 0 |
| | France | 3 | 5 | 1 | 3 | 0 | 0 |
| | Pakistan | 5 | 4 | 1 | 1 | 1 | 1 |
| 031 Tea | India | 840 | 6,383 | 184 | 2,098 | 4 | 3 |
| | Morocco | 82 | 2,479 | 8 | 111 | 0 | 0 |
| | People's Republic of China | 417 | 2,270 | 92 | 363 | 2 | 2 |
| | Iran | 61 | 1,090 | 6 | 120 | 0 | 0 |
| | U.S.A. | 1,362 | 658 | 148 | 168 | 0 | 0 |
| 176 Non-fermented tea | People's Republic of China | 936 | 4,560 | 131 | 801 | 0 | 0 |
| | Socialist Republic of Viet Nam | 87 | 319 | 10 | 68 | 0 | 0 |
| | Australia | 18 | 319 | 4 | 2 | 0 | 0 |
| | Kenya | 3 | 70 | 0 | 0 | 0 | 0 |
| | Taiwan | 57 | 60 | 3 | 5 | 0 | 0 |
| 177 Semi-fermented tea | People's Republic of China | 1,620 | 14,718 | 643 | 7,419 | 6 | 44 |
| | Taiwan | 482 | 553 | 60 | 50 | 0 | 0 |
| | U.S.A. | 88 | 51 | 0 | 0 | 0 | 0 |
| | Republic of Sri Lanka | 5 | 33 | 2 | 3 | 1 | 0 |
| | Socialist Republic of Viet Nam | 17 | 25 | 0 | 0 | 0 | 0 |
| 178 Fermented tea | Republic of Sri Lanka | 3,127 | 9,630 | 194 | 408 | 0 | 0 |
| | India | 1,479 | 3,021 | 214 | 332 | 2 | 0 |
| | Kenya | 83 | 1,111 | 8 | 83 | 0 | 0 |
| | Indonesia | 63 | 743 | 4 | 64 | 0 | 0 |
| | People's Republic of China | 686 | 701 | 21 | 57 | 0 | 0 |
| 032 Preparations of fruits | 179 Dried fruits (including powdered fruits) | | | | | | |
| | U.S.A. | 1,896 | 28,382 | 336 | 3,314 | 7 | 41 |
| | People's Republic of China | 1,508 | 15,461 | 303 | 1,719 | 1 | 16 |
| | Philippines | 531 | 4,085 | 81 | 277 | 1 | 0 |
| | Turkey | 283 | 3,020 | 163 | 1,365 | 4 | 37 |
| 180 Temporarily stored fruits | Thailand | 636 | 1,613 | 118 | 267 | 0 | 0 |
| | People's Republic of China | 1,138 | 24,987 | 179 | 3,413 | 0 | 0 |
| | U.S.A. | 83 | 1,792 | 3 | 37 | 0 | 0 |
| | Spain | 35 | 889 | 4 | 41 | 0 | 0 |
| | Chile | 45 | 735 | 1 | 23 | 0 | 0 |
| 181 Preserved fruits | Thailand | 21 | 403 | 0 | 0 | 0 | 0 |
| | People's Republic of China | 2,921 | 10,725 | 287 | 1,070 | 0 | 0 |
| | Spain | 679 | 2,494 | 109 | 239 | 2 | 1 |
| | U.S.A. | 99 | 893 | 8 | 56 | 0 | 0 |
| | Italy | 865 | 378 | 37 | 14 | 1 | 0 |
| 182 Syruped fruits | France | 161 | 64 | 6 | 1 | 0 | 0 |
| | People's Republic of China | 4,912 | 124,560 | 847 | 18,053 | 1 | 5 |
| | Thailand | 1,880 | 35,478 | 120 | 1,085 | 2 | 1 |
| | South Africa | 850 | 15,172 | 38 | 549 | 0 | 0 |
| | Philippines | 870 | 9,132 | 63 | 373 | 2 | 0 |
| 183 Jam and marmalade | Indonesia | 433 | 8,475 | 17 | 267 | 0 | 0 |
| | People's Republic of China | 294 | 2,492 | 19 | 127 | 0 | 0 |
| | France | 1,957 | 2,040 | 397 | 1,097 | 2 | 0 |
| | Egypt | 86 | 1,959 | 13 | 131 | 0 | 0 |
| | Korea | 195 | 1,764 | 9 | 49 | 0 | 0 |
| 184 Fruits: Frozen food | United Kingdom | 726 | 346 | 207 | 76 | 1 | 0 |
| | People's Republic of China | 193 | 3,249 | 52 | 789 | 0 | 0 |
| | France | 2,087 | 2,551 | 360 | 259 | 0 | 0 |
| | Thailand | 224 | 1,811 | 137 | 1,079 | 4 | 6 |
| | Peru | 103 | 1,469 | 21 | 210 | 0 | 0 |
| Mexico | 134 | 1,097 | 36 | 271 | 0 | 0 | |

| Certification of Items | Top 5 Countries | Number and Weight of Import Declaration | | Number of Inspection | | Number of Violation | |
|---|--------------------------------|---|---------|----------------------|--------|---------------------|--------|
| | | Number | Weight | Number | Weight | Number | Weight |
| 185 Fruits: Tightly-packaged food pasteurized by pressing and heating | People's Republic of China | 110 | 1,438 | 8 | 41 | 0 | 0 |
| | U.S.A. | 18 | 28 | 1 | 0 | 0 | 0 |
| 186 Other preparations of fruits | People's Republic of China | 661 | 11,143 | 158 | 2,455 | 2 | 1 |
| | Philippines | 366 | 5,028 | 39 | 251 | 1 | 0 |
| | India | 223 | 4,066 | 19 | 113 | 1 | 0 |
| | Korea | 598 | 3,168 | 39 | 197 | 0 | 0 |
| | U.S.A. | 328 | 2,830 | 32 | 87 | 0 | 0 |
| 033 Preparations of nuts and seeds | | | | | | | |
| 187 Roasted/fried nuts and seeds (other than coffee bean and cacao bean) | People's Republic of China | 266 | 2,577 | 46 | 316 | 0 | 0 |
| | U.S.A. | 686 | 1,695 | 146 | 330 | 2 | 14 |
| | Australia | 115 | 287 | 23 | 43 | 0 | 0 |
| | Socialist Republic of Viet Nam | 30 | 82 | 12 | 29 | 0 | 0 |
| | Germany | 11 | 55 | 9 | 1 | 0 | 0 |
| 188 Paste | France | 476 | 1,372 | 76 | 129 | 0 | 0 |
| | Germany | 97 | 254 | 33 | 74 | 0 | 0 |
| | Mexico | 20 | 182 | 0 | 0 | 0 | 0 |
| | People's Republic of China | 21 | 86 | 9 | 58 | 0 | 0 |
| | Italy | 200 | 70 | 120 | 34 | 0 | 0 |
| 189 Syruped nuts and seeds | People's Republic of China | 714 | 7,172 | 109 | 794 | 0 | 0 |
| | Thailand | 32 | 496 | 1 | 14 | 0 | 0 |
| | Korea | 33 | 280 | 7 | 44 | 0 | 0 |
| | Socialist Republic of Viet Nam | 12 | 124 | 2 | 23 | 0 | 0 |
| | France | 84 | 29 | 4 | 1 | 0 | 0 |
| 190 Coffee product | U.S.A. | 5,489 | 4,777 | 177 | 34 | 0 | 0 |
| | Brazil | 112 | 3,942 | 2 | 17 | 0 | 0 |
| | Malaysia | 91 | 1,566 | 2 | 53 | 0 | 0 |
| | Spain | 39 | 1,138 | 2 | 2 | 0 | 0 |
| | Socialist Republic of Viet Nam | 107 | 918 | 20 | 96 | 0 | 0 |
| 191 Cocoa product | Singapore | 1,037 | 54,511 | 23 | 919 | 0 | 0 |
| | Malaysia | 739 | 32,695 | 22 | 568 | 0 | 0 |
| | Korea | 337 | 22,079 | 10 | 850 | 0 | 0 |
| | Netherlands | 500 | 9,961 | 25 | 358 | 0 | 0 |
| | Thailand | 198 | 7,257 | 6 | 154 | 0 | 0 |
| 192 Nuts and seeds: Frozen food | People's Republic of China | 191 | 2,816 | 51 | 650 | 0 | 0 |
| | Italy | 12 | 129 | 3 | 41 | 0 | 0 |
| | Mexico | 1 | 16 | 1 | 16 | 0 | 0 |
| | Korea | 3 | 13 | 2 | 3 | 0 | 0 |
| | France | 22 | 6 | 5 | 1 | 0 | 0 |
| 193 Nuts and seeds: Tightly-packaged food pasteurized by pressing and heating | People's Republic of China | 1,509 | 10,066 | 175 | 527 | 0 | 0 |
| | France | 12 | 8 | 5 | 1 | 0 | 0 |
| | Korea | 2 | 0 | 1 | 0 | 0 | 0 |
| 194 Other preparations of nuts and seeds | People's Republic of China | 926 | 7,696 | 184 | 857 | 1 | 0 |
| | U.S.A. | 103 | 810 | 19 | 216 | 0 | 0 |
| | Korea | 531 | 631 | 21 | 24 | 0 | 0 |
| | Thailand | 11 | 305 | 3 | 30 | 0 | 0 |
| | Guatemala | 8 | 181 | 0 | 0 | 0 | 0 |
| 034 Starch | | | | | | | |
| 195 Tapioca starch | Thailand | 409 | 116,755 | 155 | 68,416 | 1 | 136 |
| | Socialist Republic of Viet Nam | 6 | 412 | 4 | 308 | 0 | 0 |
| | Malaysia | 48 | 86 | 7 | 9 | 0 | 0 |
| | Taiwan | 15 | 44 | 7 | 20 | 0 | 0 |
| | Brazil | 7 | 8 | 3 | 3 | 0 | 0 |
| 196 Sago starch | Malaysia | 85 | 13,232 | 8 | 1,242 | 0 | 0 |
| | Indonesia | 37 | 3,794 | 2 | 342 | 0 | 0 |
| | Thailand | 5 | 179 | 0 | 0 | 0 | 0 |
| | India | 4 | 2 | 1 | 0 | 0 | 0 |
| 197 Cornstarch | U.S.A. | 25 | 202 | 1 | 16 | 0 | 0 |
| | Netherlands | 7 | 156 | 2 | 75 | 0 | 0 |
| | Italy | 9 | 82 | 2 | 23 | 0 | 0 |
| | Australia | 1 | 17 | 1 | 17 | 0 | 0 |
| | Brazil | 12 | 6 | 2 | 2 | 0 | 0 |
| 198 Potato starch | Denmark | 38 | 5,696 | 5 | 614 | 0 | 0 |
| | Germany | 28 | 4,782 | 3 | 422 | 0 | 0 |
| | Netherlands | 33 | 4,480 | 3 | 300 | 0 | 0 |
| | Taiwan | 5 | 11 | 2 | 1 | 0 | 0 |
| | Korea | 1 | 0 | 0 | 0 | 0 | 0 |
| 199 Sweet potato starch | Korea | 23 | 5 | 0 | 0 | 0 | 0 |
| | People's Republic of China | 3 | 4 | 1 | 1 | 0 | 0 |
| 200 Wheat starch | France | 38 | 589 | 3 | 57 | 0 | 0 |
| | U.S.A. | 4 | 224 | 1 | 20 | 0 | 0 |
| | Netherlands | 3 | 59 | 0 | 0 | 0 | 0 |
| | Italy | 1 | 0 | 0 | 0 | 0 | 0 |
| 201 Chemically modified starch | Thailand | 45 | 6,921 | 7 | 704 | 0 | 0 |
| | Malaysia | 10 | 1,273 | 0 | 0 | 0 | 0 |
| | Socialist Republic of Viet Nam | 45 | 1,196 | 3 | 71 | 0 | 0 |
| | Belgium | 16 | 824 | 3 | 108 | 0 | 0 |
| | Germany | 67 | 756 | 3 | 45 | 0 | 0 |

| Certification of Items | Top 5 Countries | Number and Weight of Import Declaration | | Number of Inspection | | Number of Violation | |
|--|--|---|--------|----------------------|--------|---------------------|--------|
| | | Number | Weight | Number | Weight | Number | Weight |
| 202 Other starch | People's Republic of China | 63 | 1,244 | 13 | 352 | 0 | 0 |
| | Germany | 3 | 102 | 0 | 0 | 0 | 0 |
| | Canada | 5 | 97 | 1 | 1 | 0 | 0 |
| | Thailand | 6 | 81 | 0 | 0 | 0 | 0 |
| | Taiwan | 5 | 75 | 2 | 30 | 0 | 0 |
| 035 Other processed agricultural food | | | | | | | |
| | 203 Substitute for tea | | | | | | |
| | People's Republic of China | 936 | 4,263 | 103 | 478 | 0 | 0 |
| | Brazil | 209 | 720 | 16 | 56 | 0 | 0 |
| | South Africa | 107 | 663 | 5 | 26 | 0 | 0 |
| 204 Vegetable protein | Korea | 1,091 | 267 | 18 | 17 | 0 | 0 |
| | India | 55 | 259 | 4 | 9 | 0 | 0 |
| | People's Republic of China | 836 | 13,995 | 48 | 278 | 0 | 0 |
| | Australia | 194 | 8,949 | 11 | 323 | 0 | 0 |
| | U.S.A. | 474 | 7,461 | 12 | 167 | 0 | 0 |
| 205 Prepared flour | Korea | 100 | 2,754 | 0 | 0 | 0 | 0 |
| | France | 65 | 1,593 | 3 | 53 | 0 | 0 |
| | Korea | 1,899 | 13,146 | 56 | 307 | 0 | 0 |
| | Australia | 208 | 5,844 | 8 | 25 | 0 | 0 |
| | Singapore | 188 | 5,626 | 3 | 88 | 0 | 0 |
| 206 Other processed agricultural food: Frozen food | U.S.A. | 593 | 5,214 | 12 | 65 | 0 | 0 |
| | Canada | 51 | 2,711 | 0 | 0 | 0 | 0 |
| | People's Republic of China | 665 | 5,317 | 134 | 2,376 | 0 | 0 |
| | New Zealand | 20 | 316 | 1 | 0 | 0 | 0 |
| | Socialist Republic of Viet Nam | 22 | 142 | 4 | 20 | 0 | 0 |
| 207 Other processed agricultural food: Tightly-packaged food pasteurized by pressing and heating | Singapore | 21 | 111 | 4 | 24 | 0 | 0 |
| | U.S.A. | 27 | 95 | 6 | 18 | 0 | 0 |
| | People's Republic of China | 29 | 351 | 4 | 14 | 0 | 0 |
| | Korea | 4 | 1 | 2 | 1 | 0 | 0 |
| | Taiwan | 1 | 1 | 0 | 0 | 0 | 0 |
| 208 Other processed agricultural food, not elsewhere classified | Philippines | 15 | 1 | 3 | 0 | 0 | 0 |
| | Thailand | 1 | 0 | 1 | 0 | 0 | 0 |
| | Thailand | 563 | 16,793 | 31 | 161 | 2 | 2 |
| | People's Republic of China | 448 | 5,304 | 74 | 478 | 0 | 0 |
| | Indonesia | 145 | 2,553 | 9 | 118 | 0 | 0 |
| Other foods | Singapore | 128 | 1,956 | 1 | 14 | 0 | 0 |
| | Poland | 27 | 1,873 | 0 | 0 | 0 | 0 |
| | 036 Soup, stew and seasonings (other than frozen food) | | | | | | |
| | 209 Soup | | | | | | |
| | U.S.A. | 1,013 | 10,073 | 37 | 139 | 0 | 0 |
| 210 Stew | People's Republic of China | 406 | 1,786 | 87 | 318 | 0 | 0 |
| | Korea | 1,037 | 1,583 | 56 | 86 | 0 | 0 |
| | Thailand | 403 | 1,528 | 38 | 55 | 0 | 0 |
| | New Zealand | 438 | 1,003 | 13 | 29 | 0 | 0 |
| | Thailand | 95 | 791 | 5 | 0 | 0 | 0 |
| 211 Sauce | Australia | 16 | 276 | 2 | 35 | 0 | 0 |
| | New Zealand | 26 | 249 | 0 | 0 | 0 | 0 |
| | U.S.A. | 39 | 108 | 8 | 13 | 0 | 0 |
| | Pakistan | 18 | 10 | 0 | 0 | 0 | 0 |
| | Thailand | 959 | 7,829 | 96 | 357 | 1 | 0 |
| 212 Fermented soybean paste | New Zealand | 1,096 | 6,529 | 13 | 70 | 0 | 0 |
| | U.S.A. | 1,264 | 6,064 | 106 | 230 | 0 | 0 |
| | Italy | 1,504 | 3,225 | 171 | 132 | 1 | 0 |
| | Korea | 174 | 647 | 17 | 78 | 0 | 0 |
| | People's Republic of China | 216 | 7,380 | 13 | 101 | 0 | 0 |
| 213 Gochujang | Korea | 765 | 155 | 13 | 6 | 0 | 0 |
| | Thailand | 14 | 33 | 1 | 0 | 0 | 0 |
| | Korea | 844 | 1,470 | 72 | 123 | 0 | 0 |
| | People's Republic of China | 232 | 1,206 | 19 | 79 | 0 | 0 |
| | Taiwan | 4 | 29 | 1 | 18 | 0 | 0 |
| 214 Soy sauce | Malaysia | 5 | 3 | 2 | 1 | 0 | 0 |
| | People's Republic of China | 130 | 1,887 | 13 | 159 | 0 | 0 |
| | Thailand | 76 | 157 | 9 | 13 | 0 | 0 |
| | Philippines | 139 | 128 | 4 | 0 | 0 | 0 |
| | Korea | 79 | 85 | 5 | 12 | 0 | 0 |
| 215 Fish sauce | Indonesia | 21 | 56 | 4 | 13 | 0 | 0 |
| | Thailand | 370 | 2,212 | 31 | 159 | 0 | 0 |
| | Socialist Republic of Viet Nam | 144 | 1,010 | 30 | 130 | 0 | 0 |
| | Korea | 370 | 292 | 9 | 18 | 0 | 0 |
| | People's Republic of China | 20 | 38 | 1 | 2 | 0 | 0 |
| 216 Ketchup | Philippines | 59 | 24 | 3 | 0 | 1 | 0 |
| | U.S.A. | 276 | 3,818 | 9 | 53 | 0 | 0 |
| | Netherlands | 67 | 1,849 | 2 | 37 | 0 | 0 |
| | People's Republic of China | 23 | 296 | 5 | 55 | 0 | 0 |
| | Turkey | 12 | 219 | 1 | 0 | 0 | 0 |
| 217 Mustard preparations | Sweden | 15 | 117 | 1 | 10 | 0 | 0 |
| | France | 352 | 1,469 | 51 | 62 | 0 | 0 |
| | U.S.A. | 230 | 1,165 | 21 | 42 | 0 | 0 |
| | Philippines | 15 | 194 | 1 | 13 | 0 | 0 |
| | Sweden | 32 | 72 | 2 | 7 | 0 | 0 |
| Germany | 81 | 15 | 15 | 3 | 0 | 0 | |

| Certification of Items | Top 5 Countries | Number and Weight of Import Declaration | | Number of Inspection | | Number of Violation | |
|---|--------------------------------|---|---------|----------------------|--------|---------------------|--------|
| | | Number | Weight | Number | Weight | Number | Weight |
| 218 Chili pepper preparations | People's Republic of China | 422 | 1,282 | 59 | 169 | 0 | 0 |
| | U.S.A. | 431 | 1,042 | 54 | 103 | 0 | 0 |
| | Thailand | 225 | 553 | 24 | 57 | 0 | 0 |
| | Taiwan | 58 | 97 | 17 | 21 | 0 | 0 |
| | Belize | 47 | 96 | 4 | 8 | 0 | 0 |
| 219 Vinegar | Italy | 1,147 | 1,068 | 194 | 133 | 0 | 0 |
| | People's Republic of China | 112 | 804 | 27 | 175 | 0 | 0 |
| | France | 448 | 531 | 69 | 34 | 0 | 0 |
| | U.S.A. | 103 | 441 | 3 | 2 | 0 | 0 |
| | Spain | 111 | 167 | 30 | 30 | 0 | 0 |
| 220 Sugar | People's Republic of China | 74 | 3,633 | 13 | 404 | 0 | 0 |
| | Thailand | 75 | 3,485 | 3 | 180 | 0 | 0 |
| | Brazil | 28 | 985 | 1 | 76 | 0 | 0 |
| | Belgium | 30 | 785 | 0 | 0 | 0 | 0 |
| | France | 115 | 424 | 30 | 69 | 0 | 0 |
| 221 Saccharides | Korea | 4,208 | 118,277 | 85 | 1,491 | 0 | 0 |
| | Thailand | 1,506 | 82,140 | 15 | 319 | 0 | 0 |
| | U.S.A. | 3,002 | 68,496 | 154 | 1,380 | 1 | 0 |
| | Singapore | 1,185 | 47,218 | 32 | 1,320 | 0 | 0 |
| | Indonesia | 37 | 17,618 | 3 | 0 | 0 | 0 |
| 222 Salts | Mexico | 77 | 339,882 | 0 | 0 | 0 | 0 |
| | Australia | 306 | 183,077 | 8 | 49,231 | 0 | 0 |
| | People's Republic of China | 581 | 16,758 | 15 | 498 | 0 | 0 |
| | Taiwan | 25 | 1,831 | 1 | 1 | 0 | 0 |
| | Germany | 44 | 1,264 | 5 | 64 | 0 | 0 |
| 223 Other seasonings | People's Republic of China | 1,573 | 6,134 | 290 | 876 | 1 | 1 |
| | New Zealand | 929 | 5,317 | 21 | 72 | 0 | 0 |
| | Korea | 1,817 | 5,269 | 101 | 71 | 2 | 0 |
| | Socialist Republic of Viet Nam | 207 | 4,313 | 15 | 64 | 1 | 0 |
| | Hong Kong | 405 | 3,589 | 28 | 163 | 1 | 0 |
| 037 Oils and fats (other than dairy products) | | | | | | | |
| 224 Oils and fats from land animals | Netherlands | 32 | 726 | 0 | 0 | 0 | 0 |
| | U.S.A. | 101 | 661 | 1 | 0 | 0 | 0 |
| | Taiwan | 44 | 238 | 1 | 6 | 0 | 0 |
| | Belgium | 38 | 216 | 0 | 0 | 0 | 0 |
| | New Zealand | 11 | 15 | 0 | 0 | 0 | 0 |
| 225 Oils and fats from aquatic animals | Thailand | 20 | 532 | 0 | 0 | 0 | 0 |
| | Norway | 13 | 24 | 0 | 0 | 0 | 0 |
| | Korea | 11 | 20 | 2 | 0 | 0 | 0 |
| | U.S.A. | 18 | 18 | 4 | 1 | 1 | 1 |
| | Iceland | 1 | 14 | 0 | 0 | 0 | 0 |
| 226 Oils and fats from vegetables | Italy | 5,173 | 28,655 | 148 | 167 | 0 | 0 |
| | Spain | 1,676 | 24,761 | 41 | 214 | 0 | 0 |
| | Taiwan | 251 | 8,698 | 11 | 70 | 0 | 0 |
| | Canada | 233 | 5,828 | 17 | 225 | 0 | 0 |
| | Malaysia | 198 | 3,916 | 10 | 143 | 0 | 0 |
| 227 Modified oils and fats | Singapore | 738 | 8,308 | 41 | 252 | 0 | 0 |
| | New Zealand | 217 | 7,419 | 9 | 202 | 0 | 0 |
| | Belgium | 117 | 2,997 | 4 | 72 | 0 | 0 |
| | Netherlands | 98 | 2,759 | 2 | 28 | 0 | 0 |
| | Malaysia | 118 | 2,572 | 8 | 113 | 0 | 0 |
| 038 Cakes (other than frozen food) | | | | | | | |
| 228 Western-style cake | U.S.A. | 10,982 | 17,177 | 1,912 | 3,707 | 3 | 2 |
| | People's Republic of China | 4,449 | 14,180 | 637 | 2,204 | 0 | 0 |
| | Belgium | 10,562 | 8,694 | 1,351 | 338 | 5 | 1 |
| | Korea | 9,700 | 8,159 | 407 | 464 | 2 | 0 |
| | Malaysia | 3,026 | 8,097 | 323 | 647 | 0 | 0 |
| 229 Japanese-style cake | People's Republic of China | 1,727 | 9,138 | 230 | 655 | 1 | 11 |
| | Thailand | 1,313 | 2,649 | 82 | 49 | 0 | 0 |
| | Philippines | 198 | 780 | 11 | 42 | 0 | 0 |
| | Taiwan | 215 | 664 | 9 | 23 | 0 | 0 |
| | U.S.A. | 74 | 323 | 0 | 0 | 0 | 0 |
| 230 Other cake | People's Republic of China | 779 | 2,875 | 251 | 719 | 0 | 0 |
| | Netherlands | 378 | 979 | 23 | 61 | 0 | 0 |
| | Philippines | 258 | 563 | 9 | 12 | 0 | 0 |
| | Taiwan | 279 | 463 | 53 | 79 | 0 | 0 |
| | Malaysia | 26 | 257 | 11 | 83 | 0 | 0 |
| 039 Frozen food | | | | | | | |
| People's Republic of China | People's Republic of China | 18,365 | 104,297 | 4,875 | 28,250 | 10 | 69 |
| | Thailand | 2,935 | 16,710 | 345 | 1,466 | 2 | 21 |
| | U.S.A. | 1,465 | 8,376 | 203 | 652 | 0 | 0 |
| | Australia | 412 | 7,116 | 34 | 377 | 0 | 0 |
| | Socialist Republic of Viet Nam | 1,205 | 4,418 | 268 | 615 | 3 | 8 |
| 040 Tightly-packaged food pasteurized by pressing and heating | Thailand | 891 | 4,587 | 130 | 307 | 0 | 0 |
| | People's Republic of China | 517 | 4,412 | 121 | 897 | 1 | 1 |
| | New Zealand | 464 | 1,590 | 16 | 35 | 0 | 0 |
| | Korea | 1,049 | 919 | 88 | 67 | 0 | 0 |
| | India | 141 | 107 | 65 | 43 | 2 | 0 |
| 041 Health food | | | | | | | |
| 231 Health food derived from vegetables | Singapore | 31 | 1,657 | 0 | 0 | 0 | 0 |
| | U.S.A. | 2,472 | 1,287 | 124 | 57 | 0 | 0 |
| | People's Republic of China | 930 | 1,240 | 308 | 156 | 3 | 1 |
| | Netherlands | 71 | 978 | 4 | 53 | 0 | 0 |

| Certification of Items | Top 5 Countries | Number and Weight of Import Declaration | | Number of Inspection | | Number of Violation | | | |
|------------------------|---|---|--------------------------------|----------------------|---------|---------------------|--------|---|---|
| | | Number | Weight | Number | Weight | Number | Weight | | |
| Beverages | 232 Health food derived from animals | United Kingdom | 70 | 908 | 2 | 0 | 0 | 0 | |
| | | Germany | 52 | 644 | 3 | 0 | 0 | 0 | |
| | | U.S.A. | 331 | 326 | 21 | 23 | 0 | 0 | |
| | | Thailand | 79 | 287 | 1 | 0 | 0 | 0 | |
| | | People's Republic of China | 301 | 274 | 48 | 45 | 0 | 0 | |
| | | France | 45 | 166 | 0 | 0 | 0 | 0 | |
| | 233 Health food derived from microorganisms | United Kingdom | 27 | 132 | 0 | 0 | 0 | 0 | |
| | | U.S.A. | 654 | 86 | 8 | 2 | 0 | 0 | |
| | | Estonia | 27 | 14 | 0 | 0 | 0 | 0 | |
| | | Switzerland | 9 | 8 | 0 | 0 | 0 | 0 | |
| | | Canada | 18 | 8 | 1 | 1 | 0 | 0 | |
| | 234 Other health foods | U.S.A. | 2,488 | 2,060 | 145 | 63 | 0 | 0 | |
| | | People's Republic of China | 408 | 590 | 124 | 110 | 0 | 0 | |
| | | France | 253 | 361 | 28 | 48 | 0 | 0 | |
| | | Germany | 107 | 167 | 3 | 0 | 0 | 0 | |
| | | Netherlands | 8 | 70 | 2 | 18 | 0 | 0 | |
| | 042 Other foods, not elsewhere classified | Singapore | 607 | 18,894 | 11 | 243 | 0 | 0 | |
| | | Korea | 778 | 12,847 | 25 | 210 | 3 | 1 | |
| | | U.S.A. | 802 | 10,891 | 39 | 73 | 1 | 0 | |
| | | People's Republic of China | 550 | 5,097 | 91 | 1,044 | 1 | 0 | |
| | | France | 846 | 4,350 | 15 | 33 | 0 | 0 | |
| | 043 Soft drinks | 235 Mineral waters | U.S.A. | 5,844 | 271,132 | 75 | 2,946 | 0 | 0 |
| | | | France | 2,252 | 172,793 | 113 | 4,816 | 0 | 0 |
| | | | Italy | 642 | 21,228 | 74 | 775 | 0 | 0 |
| | | | Germany | 140 | 10,568 | 16 | 211 | 0 | 0 |
| | | | Canada | 205 | 9,714 | 18 | 596 | 0 | 0 |
| | | 236 Frozen fruits drinks | Italy | 135 | 1,772 | 25 | 256 | 0 | 0 |
| | | | U.S.A. | 65 | 507 | 19 | 82 | 0 | 0 |
| | | | Philippines | 1 | 20 | 0 | 0 | 0 | 0 |
| | | | Korea | 2 | 14 | 2 | 14 | 0 | 0 |
| | | | Brazil | 7 | 12 | 7 | 12 | 0 | 0 |
| | | 237 Fruits juice for raw material | Brazil | 527 | 75,073 | 47 | 4,489 | 0 | 0 |
| | | People's Republic of China | 1,154 | 67,704 | 102 | 5,582 | 0 | 0 | |
| | | Argentina | 568 | 24,621 | 41 | 1,433 | 0 | 0 | |
| | | Israel | 629 | 24,448 | 52 | 1,636 | 0 | 0 | |
| | | U.S.A. | 770 | 22,180 | 109 | 2,528 | 0 | 0 | |
| | 238 Other soft drinks | U.S.A. | 4,432 | 76,772 | 464 | 4,451 | 1 | 2 | |
| | | Korea | 4,362 | 42,424 | 396 | 3,870 | 1 | 0 | |
| | | Switzerland | 296 | 27,811 | 11 | 641 | 0 | 0 | |
| | | People's Republic of China | 903 | 25,570 | 83 | 1,449 | 0 | 0 | |
| | | Taiwan | 627 | 15,901 | 118 | 892 | 0 | 0 | |
| | 044 Powdered soft drinks | Brazil | 444 | 4,632 | 110 | 865 | 4 | 1 | |
| | | Korea | 2,348 | 3,614 | 125 | 187 | 1 | 0 | |
| | | U.S.A. | 669 | 1,579 | 127 | 86 | 0 | 0 | |
| | | India | 196 | 1,040 | 26 | 111 | 1 | 1 | |
| | | Socialist Republic of Viet Nam | 73 | 897 | 18 | 65 | 0 | 0 | |
| | 045 Alcoholic beverages | 239 Grape must and malt | Chile | 388 | 16,550 | 0 | 0 | 0 | 0 |
| | | | Argentina | 217 | 8,222 | 0 | 0 | 0 | 0 |
| | | | Canada | 54 | 5,022 | 2 | 117 | 0 | 0 |
| | | | United Kingdom | 61 | 4,749 | 2 | 264 | 0 | 0 |
| | | | Spain | 41 | 2,449 | 0 | 0 | 0 | 0 |
| | | 240 Spirits | Korea | 1,371 | 54,302 | 19 | 45 | 0 | 0 |
| | | | United Kingdom | 6,681 | 12,780 | 62 | 50 | 0 | 0 |
| | | | U.S.A. | 2,125 | 7,834 | 35 | 42 | 0 | 0 |
| | | | Socialist Republic of Viet Nam | 372 | 3,046 | 41 | 119 | 0 | 0 |
| | | | Mexico | 698 | 2,076 | 62 | 23 | 0 | 0 |
| | | 241 Fruits wine | France | 81,195 | 75,226 | 627 | 958 | 0 | 0 |
| | | | Italy | 28,582 | 53,442 | 199 | 417 | 0 | 0 |
| | | | Spain | 10,472 | 38,060 | 148 | 164 | 0 | 0 |
| | | | Chile | 6,639 | 36,154 | 20 | 125 | 0 | 0 |
| | | | U.S.A. | 8,582 | 28,903 | 60 | 33 | 0 | 0 |
| | | 242 Beer | Korea | 204 | 7,692 | 4 | 84 | 0 | 0 |
| | | | Mexico | 163 | 6,958 | 7 | 167 | 0 | 0 |
| | | | Belgium | 1,884 | 5,278 | 16 | 18 | 0 | 0 |
| | | | United Kingdom | 695 | 5,204 | 16 | 218 | 0 | 0 |
| | | | Germany | 1,174 | 3,588 | 4 | 4 | 0 | 0 |
| | | 243 Other alcoholic beverages | Korea | 7,134 | 210,970 | 73 | 963 | 0 | 0 |
| | | | Thailand | 542 | 25,292 | 6 | 214 | 0 | 0 |
| | | | Socialist Republic of Viet Nam | 588 | 18,088 | 33 | 313 | 0 | 0 |
| | | | People's Republic of China | 1,554 | 17,988 | 229 | 1,307 | 0 | 0 |
| | | | Belgium | 1,034 | 15,501 | 46 | 395 | 0 | 0 |
| Food additives | 046 Sweetener | Thailand | 411 | 42,732 | 0 | 0 | 0 | 0 | |
| | | People's Republic of China | 399 | 4,163 | 65 | 344 | 1 | 0 | |
| | | Finland | 91 | 2,319 | 2 | 19 | 0 | 0 | |
| | | France | 45 | 1,319 | 4 | 119 | 0 | 0 | |
| | | U.S.A. | 51 | 375 | 7 | 2 | 0 | 0 | |
| | 047 Color additive | U.S.A. | 245 | 331 | 31 | 50 | 0 | 0 | |
| | | People's Republic of China | 137 | 183 | 35 | 32 | 0 | 0 | |

| Certification of Items | Top 5 Countries | Number and Weight of Import Declaration | | Number of Inspection | | Number of Violation | |
|--|---|---|---------|----------------------|--------|---------------------|--------|
| | | Number | Weight | Number | Weight | Number | Weight |
| 048 Preservative | Spain | 50 | 46 | 13 | 12 | 0 | 0 |
| | France | 100 | 37 | 14 | 0 | 0 | 0 |
| | Ireland | 26 | 36 | 1 | 0 | 0 | 0 |
| | People's Republic of China | 104 | 940 | 12 | 88 | 0 | 0 |
| | Germany | 24 | 358 | 2 | 30 | 0 | 0 |
| 049 Thickening agent for stabilization | Korea | 14 | 161 | 1 | 5 | 0 | 0 |
| | Canada | 5 | 88 | 1 | 0 | 0 | 0 |
| | Uruguay | 70 | 7 | 0 | 0 | 0 | 0 |
| | Thailand | 2,911 | 153,388 | 88 | 4,278 | 0 | 0 |
| | Socialist Republic of Viet Nam | 570 | 20,189 | 25 | 577 | 0 | 0 |
| 050 Antioxidant | Germany | 475 | 15,381 | 36 | 718 | 0 | 0 |
| | France | 899 | 14,293 | 23 | 124 | 0 | 0 |
| | U.S.A. | 1,424 | 14,208 | 66 | 329 | 3 | 0 |
| | People's Republic of China | 694 | 10,404 | 85 | 1,029 | 0 | 0 |
| | United Kingdom | 63 | 444 | 7 | 12 | 0 | 0 |
| 051 Coloring agent | U.S.A. | 63 | 190 | 5 | 1 | 0 | 0 |
| | Switzerland | 16 | 49 | 1 | 0 | 0 | 0 |
| | Thailand | 38 | 35 | 0 | 0 | 0 | 0 |
| | Thailand | 6 | 1 | 0 | 0 | 0 | 0 |
| | U.S.A. | 3 | 1 | 0 | 0 | 0 | 0 |
| 052 Bleaching agent | Germany | 1 | 0 | 0 | 0 | 0 | 0 |
| | People's Republic of China | 5 | 200 | 0 | 0 | 0 | 0 |
| 054 Gum base | Germany | 56 | 1,505 | 5 | 86 | 0 | 0 |
| 055 Sour agent | People's Republic of China | 62 | 1,103 | 4 | 25 | 0 | 0 |
| | Indonesia | 95 | 831 | 0 | 0 | 0 | 0 |
| | U.S.A. | 32 | 536 | 0 | 0 | 0 | 0 |
| | Singapore | 22 | 157 | 0 | 0 | 0 | 0 |
| | People's Republic of China | 876 | 28,998 | 63 | 1,586 | 0 | 0 |
| 056 Seasoning | Thailand | 255 | 3,035 | 7 | 27 | 0 | 0 |
| | Austria | 66 | 3,033 | 5 | 126 | 0 | 0 |
| | Italy | 45 | 1,985 | 5 | 62 | 0 | 0 |
| | Spain | 97 | 1,278 | 5 | 35 | 0 | 0 |
| | Socialist Republic of Viet Nam | 653 | 36,411 | 16 | 582 | 0 | 0 |
| 057 Emulsifying agent | Indonesia | 752 | 25,352 | 58 | 1,293 | 1 | 18 |
| | People's Republic of China | 840 | 16,729 | 113 | 1,197 | 2 | 1 |
| | Brazil | 155 | 16,447 | 7 | 609 | 0 | 0 |
| | Korea | 393 | 6,705 | 9 | 123 | 0 | 0 |
| | U.S.A. | 186 | 2,991 | 10 | 83 | 0 | 0 |
| 058 Reinforcement | Malaysia | 276 | 2,421 | 17 | 60 | 0 | 0 |
| | Denmark | 205 | 768 | 13 | 36 | 0 | 0 |
| | Germany | 159 | 616 | 4 | 20 | 0 | 0 |
| | Brazil | 13 | 304 | 0 | 0 | 0 | 0 |
| | Netherlands | 69 | 1,346 | 3 | 73 | 0 | 0 |
| 059 Flavoring agent | People's Republic of China | 175 | 566 | 31 | 23 | 1 | 1 |
| | Germany | 112 | 446 | 10 | 18 | 0 | 0 |
| | Belgium | 12 | 208 | 1 | 20 | 0 | 0 |
| | Brazil | 18 | 158 | 3 | 24 | 0 | 0 |
| | U.S.A. | 6,302 | 1,955 | 65 | 26 | 0 | 0 |
| 060 Agent for manufacturing process | Ireland | 253 | 1,638 | 0 | 0 | 0 | 0 |
| | Uruguay | 511 | 1,058 | 0 | 0 | 0 | 0 |
| | Germany | 1,431 | 344 | 18 | 4 | 0 | 0 |
| | People's Republic of China | 559 | 344 | 38 | 46 | 0 | 0 |
| | Indonesia | 388 | 27,900 | 22 | 185 | 0 | 0 |
| 061 Bitter agent | People's Republic of China | 957 | 23,738 | 77 | 2,266 | 3 | 66 |
| | U.S.A. | 1,063 | 17,264 | 73 | 1,194 | 0 | 0 |
| | Korea | 165 | 16,716 | 10 | 52 | 0 | 0 |
| | Australia | 275 | 10,915 | 13 | 548 | 0 | 0 |
| | Germany | 129 | 123 | 0 | 0 | 0 | 0 |
| 062 Enzyme | Spain | 3 | 24 | 0 | 0 | 0 | 0 |
| | India | 141 | 19 | 6 | 1 | 0 | 0 |
| | Italy | 13 | 16 | 0 | 0 | 0 | 0 |
| | Brazil | 2 | 15 | 0 | 0 | 0 | 0 |
| | People's Republic of China | 224 | 1,538 | 0 | 0 | 0 | 0 |
| 063 Brightener | Denmark | 381 | 347 | 2 | 1 | 0 | 0 |
| | Belgium | 144 | 234 | 1 | 0 | 0 | 0 |
| | Finland | 33 | 140 | 0 | 0 | 0 | 0 |
| | France | 100 | 101 | 1 | 0 | 0 | 0 |
| | U.S.A. | 23 | 132 | 4 | 15 | 0 | 0 |
| 064 Other additives | Netherlands | 4 | 50 | 1 | 13 | 0 | 0 |
| | Germany | 24 | 16 | 0 | 0 | 0 | 0 |
| | People's Republic of China | 1 | 5 | 0 | 0 | 0 | 0 |
| | New Zealand | 143 | 2,760 | 14 | 230 | 0 | 0 |
| | Germany | 208 | 2,380 | 2 | 32 | 0 | 0 |
| Tools and apparatus 065 Tableware | Canada | 32 | 657 | 0 | 0 | 0 | 0 |
| | Australia | 47 | 654 | 0 | 0 | 0 | 0 |
| | France | 227 | 151 | 1 | 24 | 0 | 0 |
| | 244 Tableware made of glass, ceramics or enamel | 44,435 | 60,110 | 3,043 | 689 | 2 | 0 |
| | People's Republic of China | 8,669 | 9,655 | 564 | 19 | 0 | 0 |
| France | 9,000 | 6,256 | 579 | 23 | 0 | 0 | |
| Thailand | | | | | | | |

| Certification of Items | Top 5 Countries | Number and Weight of Import Declaration | | Number of Inspection | | Number of Violation | |
|---|--|---|--------|----------------------|--------|---------------------|--------|
| | | Number | Weight | Number | Weight | Number | Weight |
| 066 Cookware | Taiwan | 438 | 2,249 | 47 | 22 | 0 | 0 |
| | Italy | 4,018 | 1,337 | 424 | 23 | 0 | 0 |
| | 245 Tableware made of plastic | | | | | | |
| | People's Republic of China | 15,843 | 19,077 | 768 | 188 | 15 | 0 |
| | Taiwan | 1,511 | 4,933 | 159 | 40 | 0 | 0 |
| | Korea | 1,256 | 2,401 | 38 | 12 | 1 | 0 |
| | Indonesia | 1,392 | 2,337 | 49 | 29 | 0 | 0 |
| | Thailand | 4,713 | 1,486 | 121 | 4 | 0 | 0 |
| | 246 Tableware made of rubber | | | | | | |
| | People's Republic of China | 621 | 179 | 104 | 1 | 0 | 0 |
| | Thailand | 153 | 127 | 13 | 1 | 0 | 0 |
| | Taiwan | 18 | 4 | 1 | 0 | 0 | 0 |
| | Switzerland | 13 | 3 | 3 | 0 | 0 | 0 |
| | Malaysia | 16 | 3 | 2 | 0 | 0 | 0 |
| | 247 Tableware made of metal | | | | | | |
| | People's Republic of China | 4,722 | 3,020 | 18 | 0 | 0 | 0 |
| | Taiwan | 83 | 194 | 0 | 0 | 0 | 0 |
| | India | 436 | 140 | 1 | 0 | 0 | 0 |
| | U.S.A. | 237 | 70 | 0 | 0 | 0 | 0 |
| | Korea | 1,080 | 66 | 2 | 0 | 0 | 0 |
| | 248 Tableware made of wood, bamboo or rattan | | | | | | |
| | People's Republic of China | 10,712 | 96,176 | 10 | 140 | 0 | 0 |
| | Socialist Republic of Viet Nam | 366 | 3,389 | 0 | 0 | 0 | 0 |
| | United Kingdom | 20 | 311 | 0 | 0 | 0 | 0 |
| | Indonesia | 109 | 222 | 1 | 0 | 0 | 0 |
| | Russian Federation | 25 | 145 | 0 | 0 | 0 | 0 |
| | 249 Tableware made of paper, cloth or leather | | | | | | |
| | People's Republic of China | 624 | 2,536 | 3 | 1 | 0 | 0 |
| | Korea | 132 | 379 | 0 | 0 | 0 | 0 |
| | U.S.A. | 185 | 188 | 1 | 0 | 0 | 0 |
| | Thailand | 42 | 141 | 0 | 0 | 0 | 0 |
| | Taiwan | 41 | 117 | 0 | 0 | 0 | 0 |
| | 250 Tableware made of stone | | | | | | |
| | Korea | 326 | 115 | 0 | 0 | 0 | 0 |
| | People's Republic of China | 32 | 42 | 0 | 0 | 0 | 0 |
| | Philippines | 5 | 7 | 0 | 0 | 0 | 0 |
| | Indonesia | 2 | 0 | 0 | 0 | 0 | 0 |
| | India | 2 | 0 | 0 | 0 | 0 | 0 |
| | 251 Others: Tableware | | | | | | |
| | People's Republic of China | 11,875 | 15,432 | 508 | 95 | 0 | 0 |
| | Korea | 945 | 3,579 | 19 | 9 | 0 | 0 |
| | Thailand | 1,753 | 2,224 | 24 | 2 | 0 | 0 |
| | Taiwan | 439 | 841 | 31 | 2 | 0 | 0 |
| | Italy | 170 | 497 | 14 | 0 | 0 | 0 |
| | 252 Cookware made of glass, ceramics or enamel | | | | | | |
| People's Republic of China | 3,435 | 8,664 | 193 | 59 | 0 | 0 | |
| Thailand | 338 | 1,821 | 12 | 1 | 0 | 0 | |
| France | 1,197 | 574 | 66 | 4 | 2 | 0 | |
| Malaysia | 199 | 452 | 8 | 0 | 0 | 0 | |
| Korea | 180 | 125 | 21 | 0 | 0 | 0 | |
| 253 Cookware made of plastic | | | | | | | |
| People's Republic of China | 10,069 | 9,948 | 349 | 22 | 3 | 0 | |
| Korea | 1,632 | 2,680 | 50 | 18 | 0 | 0 | |
| Socialist Republic of Viet Nam | 111 | 424 | 1 | 0 | 0 | 0 | |
| U.S.A. | 574 | 225 | 37 | 0 | 0 | 0 | |
| Thailand | 1,750 | 183 | 27 | 0 | 0 | 0 | |
| 254 Cookware made of rubber | | | | | | | |
| People's Republic of China | 3,542 | 2,053 | 222 | 6 | 0 | 0 | |
| Indonesia | 11 | 24 | 0 | 0 | 0 | 0 | |
| Taiwan | 85 | 24 | 8 | 0 | 0 | 0 | |
| Malaysia | 6 | 16 | 2 | 0 | 0 | 0 | |
| Spain | 92 | 15 | 9 | 1 | 0 | 0 | |
| 255 Cookware made of metal | | | | | | | |
| People's Republic of China | 17,137 | 23,408 | 4 | 3 | 0 | 0 | |
| Thailand | 209 | 1,599 | 0 | 0 | 0 | 0 | |
| Korea | 1,162 | 1,283 | 1 | 0 | 0 | 0 | |
| Taiwan | 493 | 936 | 1 | 1 | 0 | 0 | |
| Socialist Republic of Viet Nam | 434 | 849 | 0 | 0 | 0 | 0 | |
| 256 Cookware made of wood, bamboo or rattan | | | | | | | |
| People's Republic of China | 2,050 | 2,603 | 1 | 0 | 0 | 0 | |
| Thailand | 73 | 168 | 0 | 0 | 0 | 0 | |
| Socialist Republic of Viet Nam | 118 | 135 | 0 | 0 | 0 | 0 | |
| Romania | 142 | 17 | 0 | 0 | 0 | 0 | |
| Japan | 18 | 15 | 0 | 0 | 0 | 0 | |
| 257 Cookware made of paper, cloth or leather | | | | | | | |
| People's Republic of China | 156 | 1,304 | 1 | 5 | 0 | 0 | |
| U.S.A. | 145 | 65 | 0 | 0 | 0 | 0 | |
| Italy | 278 | 52 | 0 | 0 | 0 | 0 | |
| Slovak | 203 | 29 | 0 | 0 | 0 | 0 | |
| Singapore | 2 | 16 | 0 | 0 | 0 | 0 | |
| 258 Cookware made of stone | | | | | | | |
| Italy | 12 | 135 | 0 | 0 | 0 | 0 | |
| Korea | 276 | 101 | 0 | 0 | 0 | 0 | |
| People's Republic of China | 29 | 47 | 0 | 0 | 0 | 0 | |
| Taiwan | 5 | 41 | 0 | 0 | 0 | 0 | |
| United Kingdom | 6 | 4 | 0 | 0 | 0 | 0 | |
| 259 Others: Cookware | | | | | | | |
| People's Republic of China | 21,989 | 48,537 | 360 | 99 | 0 | 0 | |
| Korea | 3,334 | 10,165 | 90 | 18 | 0 | 0 | |
| France | 1,872 | 6,252 | 30 | 2 | 0 | 0 | |
| Socialist Republic of Viet Nam | 695 | 1,337 | 16 | 0 | 0 | 0 | |
| Taiwan | 476 | 677 | 26 | 2 | 1 | 0 | |
| 067 Machines and apparatus for food manufacture | | | | | | | |
| 260 Machines and apparatus for food manufacture made of glass, ceramics or enamel | | | | | | | |
| Hong Kong | 81 | 3,613 | 0 | 0 | 0 | 0 | |
| People's Republic of China | 10 | 43 | 2 | 0 | 0 | 0 | |

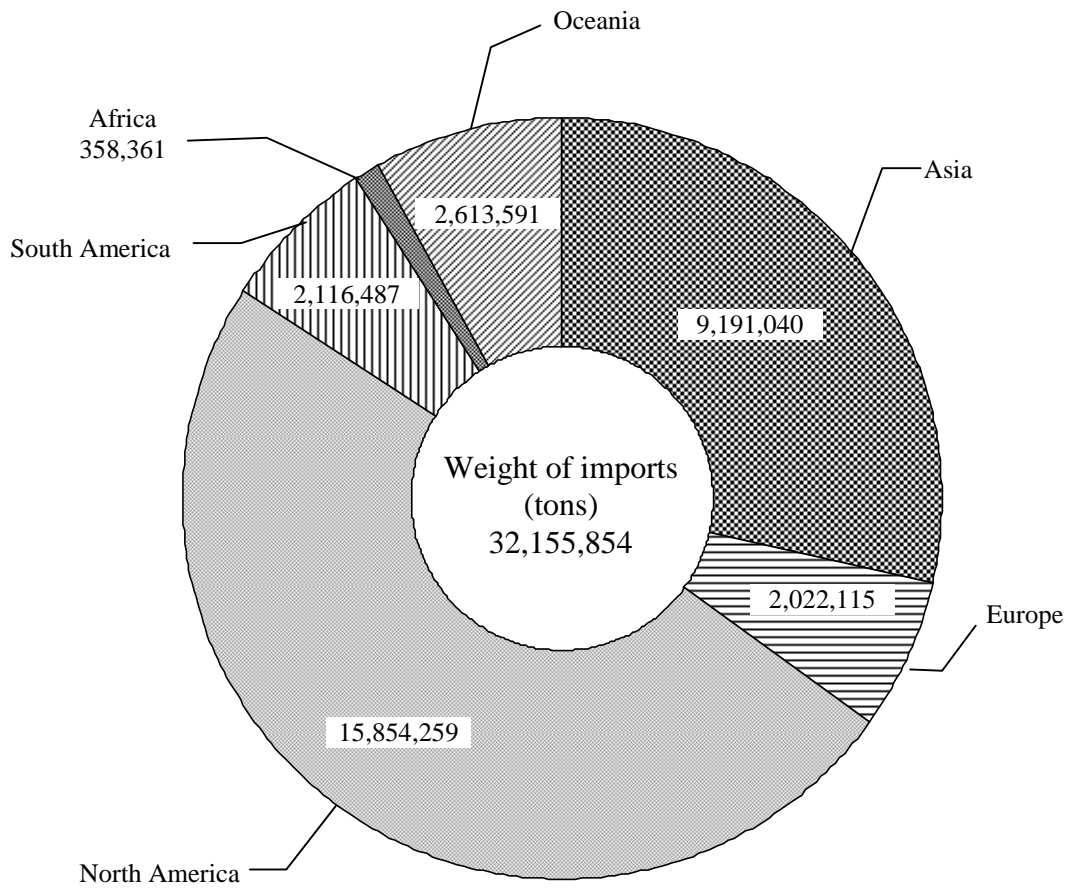
| Certification of Items | Top 5 Countries | Number and Weight of Import Declaration | | Number of Inspection | | Number of Violation | |
|---|-----------------------------------|---|--------|----------------------|--------|---------------------|--------|
| | | Number | Weight | Number | Weight | Number | Weight |
| 261 Machines and apparatus for food manufacture made of plastic | Italy | 7 | 3 | 1 | 0 | 0 | 0 |
| | Pakistan | 1 | 1 | 0 | 0 | 0 | 0 |
| | United Kingdom | 1 | 0 | 0 | 0 | 0 | 0 |
| | Thailand | 75 | 2,086 | 0 | 0 | 0 | 0 |
| | Hong Kong | 60 | 1,866 | 0 | 0 | 0 | 0 |
| 262 Machines and apparatus for food manufacture made of rubber | People's Republic of China | 310 | 786 | 46 | 1 | 1 | 0 |
| | Korea | 309 | 51 | 35 | 0 | 0 | 0 |
| | Germany | 76 | 21 | 6 | 5 | 0 | 0 |
| | People's Republic of China | 132 | 2,302 | 21 | 0 | 0 | 0 |
| | Hong Kong | 58 | 1,846 | 0 | 0 | 0 | 0 |
| 263 Machines and apparatus for food manufacture made of metal | Thailand | 4 | 33 | 1 | 0 | 0 | 0 |
| | U.S.A. | 210 | 12 | 6 | 0 | 0 | 0 |
| | India | 35 | 6 | 1 | 0 | 0 | 0 |
| | People's Republic of China | 1,017 | 1,879 | 1 | 1 | 0 | 0 |
| | Germany | 1,298 | 1,439 | 1 | 0 | 0 | 0 |
| 264 Machines and apparatus for food manufacture made of wood, bamboo or rattan | Italy | 751 | 561 | 0 | 0 | 0 | 0 |
| | U.S.A. | 1,353 | 560 | 1 | 0 | 0 | 0 |
| | France | 218 | 370 | 0 | 0 | 0 | 0 |
| | U.S.A. | 89 | 1,920 | 0 | 0 | 0 | 0 |
| | United Kingdom | 62 | 1,810 | 0 | 0 | 0 | 0 |
| 265 Machines and apparatus for food manufacture made of paper, cloth or leather | Spain | 1 | 29 | 0 | 0 | 0 | 0 |
| | France | 8 | 6 | 0 | 0 | 0 | 0 |
| | Germany | 1 | 3 | 0 | 0 | 0 | 0 |
| | People's Republic of China | 4 | 8 | 0 | 0 | 0 | 0 |
| | France | 24 | 5 | 0 | 0 | 0 | 0 |
| 266 Machines and apparatus for food manufacture made of stone | Germany | 14 | 4 | 0 | 0 | 0 | 0 |
| | U.S.A. | 42 | 1 | 0 | 0 | 0 | 0 |
| | Ireland | 3 | 0 | 0 | 0 | 0 | 0 |
| | Spain | 11 | 92 | 0 | 0 | 0 | 0 |
| | Italy | 7 | 36 | 0 | 0 | 0 | 0 |
| 267 Others: Machines and apparatus for food manufacture | Taiwan | 21 | 23 | 0 | 0 | 0 | 0 |
| | People's Republic of China | 12 | 15 | 0 | 0 | 0 | 0 |
| | France | 9 | 15 | 0 | 0 | 0 | 0 |
| | People's Republic of China | 1,795 | 6,703 | 24 | 26 | 0 | 0 |
| | U.S.A. | 321 | 562 | 3 | 0 | 0 | 0 |
| 068 Other tools and apparatus | Socialist Republic of Viet Nam | 188 | 541 | 1 | 0 | 0 | 0 |
| | Italy | 807 | 531 | 7 | 1 | 0 | 0 |
| | Korea | 188 | 365 | 6 | 1 | 0 | 0 |
| | People's Republic of China | 2,882 | 13,802 | 217 | 89 | 1 | 0 |
| | Thailand | 438 | 779 | 20 | 0 | 0 | 0 |
| 268 Other tools and apparatus made of glass, ceramics or enamel | Malaysia | 106 | 624 | 3 | 0 | 0 | 0 |
| | Hong Kong | 100 | 326 | 1 | 0 | 0 | 0 |
| | India | 21 | 119 | 2 | 0 | 0 | 0 |
| | People's Republic of China | 23,775 | 47,339 | 1,323 | 223 | 6 | 0 |
| | Thailand | 7,471 | 16,055 | 149 | 39 | 0 | 0 |
| 269 Other tools and apparatus made of plastic | Taiwan | 844 | 4,472 | 68 | 4 | 3 | 0 |
| | Indonesia | 704 | 3,834 | 19 | 3 | 0 | 0 |
| | U.S.A. | 1,941 | 3,743 | 113 | 3 | 1 | 0 |
| | Malaysia | 2,538 | 8,170 | 26 | 8 | 0 | 0 |
| | People's Republic of China | 5,402 | 6,402 | 532 | 9 | 0 | 0 |
| 270 Other tools and apparatus made of rubber | Thailand | 1,397 | 3,793 | 30 | 11 | 0 | 0 |
| | Socialist Republic of Viet Nam | 692 | 1,108 | 6 | 0 | 0 | 0 |
| | Indonesia | 163 | 807 | 6 | 1 | 0 | 0 |
| | People's Republic of China | 5,840 | 14,898 | 8 | 0 | 0 | 0 |
| | Thailand | 360 | 640 | 4 | 0 | 0 | 0 |
| 271 Other tools and apparatus made of metal | Japan | 83 | 413 | 0 | 0 | 0 | 0 |
| | Korea | 271 | 358 | 0 | 0 | 0 | 0 |
| | Hong Kong | 104 | 274 | 0 | 0 | 0 | 0 |
| | People's Republic of China | 1,217 | 3,228 | 1 | 0 | 0 | 0 |
| | Socialist Republic of Viet Nam | 83 | 165 | 0 | 0 | 0 | 0 |
| 272 Other tools and apparatus made of wood, bamboo or rattan | Indonesia | 11 | 116 | 0 | 0 | 0 | 0 |
| | France | 59 | 87 | 0 | 0 | 0 | 0 |
| | United Kingdom | 22 | 63 | 0 | 0 | 0 | 0 |
| | Malaysia | 278 | 2,330 | 0 | 0 | 0 | 0 |
| | People's Republic of China | 424 | 1,256 | 1 | 0 | 0 | 0 |
| 273 Other tools and apparatus made of paper, cloth or leather | Germany | 270 | 651 | 0 | 0 | 0 | 0 |
| | U.S.A. | 222 | 483 | 1 | 5 | 0 | 0 |
| | Australia | 94 | 190 | 0 | 0 | 0 | 0 |
| | People's Republic of China | 186 | 139 | 0 | 0 | 0 | 0 |
| | India | 4 | 5 | 0 | 0 | 0 | 0 |
| 274 Other tools and apparatus made of stone | U.S.A. | 3 | 1 | 0 | 0 | 0 | 0 |
| | United Kingdom | 2 | 1 | 0 | 0 | 0 | 0 |
| | Korea | 17 | 1 | 0 | 0 | 0 | 0 |
| | Others: Other tools and apparatus | | | | | | |

| Certification of Items | Top 5 Countries | Number and Weight of Import Declaration | | Number of Inspection | | Number of Violation | |
|---|--------------------------------|---|--------|----------------------|--------|---------------------|--------|
| | | Number | Weight | Number | Weight | Number | Weight |
| Container and package | People's Republic of China | 32,581 | 98,939 | 471 | 61 | 1 | 0 |
| | Thailand | 7,017 | 39,844 | 20 | 1 | 0 | 0 |
| | Korea | 2,964 | 10,271 | 76 | 7 | 0 | 0 |
| | Malaysia | 380 | 1,384 | 17 | 5 | 0 | 0 |
| | Socialist Republic of Viet Nam | 608 | 1,146 | 16 | 0 | 0 | 0 |
| 069 Container and package made of glass, ceramics or enamel | People's Republic of China | 239 | 1,245 | 46 | 39 | 0 | 0 |
| | France | 92 | 621 | 18 | 49 | 0 | 0 |
| | Taiwan | 31 | 210 | 5 | 30 | 0 | 0 |
| | Germany | 29 | 71 | 6 | 26 | 0 | 0 |
| | Italy | 30 | 61 | 2 | 7 | 0 | 0 |
| 070 Container and package made of plastic | People's Republic of China | 5,918 | 26,245 | 223 | 372 | 0 | 0 |
| | Korea | 1,442 | 8,641 | 50 | 95 | 0 | 0 |
| | Taiwan | 1,108 | 4,591 | 61 | 77 | 0 | 0 |
| | Thailand | 665 | 3,437 | 16 | 10 | 0 | 0 |
| | Malaysia | 178 | 1,480 | 9 | 20 | 0 | 0 |
| 071 Container and package made of rubber | People's Republic of China | 33 | 38 | 6 | 4 | 0 | 0 |
| | Canada | 2 | 2 | 0 | 0 | 0 | 0 |
| | Thailand | 2 | 1 | 0 | 0 | 0 | 0 |
| | Korea | 12 | 1 | 1 | 0 | 0 | 0 |
| | Italy | 1 | 0 | 0 | 0 | 0 | 0 |
| 072 Container and package made of metal | Taiwan | 500 | 5,183 | 0 | 0 | 0 | 0 |
| | Korea | 168 | 3,500 | 2 | 0 | 0 | 0 |
| | Japan | 181 | 2,074 | 0 | 0 | 0 | 0 |
| | People's Republic of China | 517 | 1,915 | 3 | 8 | 0 | 0 |
| | Thailand | 85 | 1,718 | 2 | 10 | 0 | 0 |
| 073 Container and package made of wood, bamboo or rattan | U.S.A. | 95 | 2,275 | 0 | 0 | 0 | 0 |
| | People's Republic of China | 351 | 1,385 | 0 | 0 | 0 | 0 |
| | Indonesia | 14 | 739 | 1 | 14 | 0 | 0 |
| | Spain | 39 | 550 | 0 | 0 | 0 | 0 |
| | France | 25 | 132 | 0 | 0 | 0 | 0 |
| 074 Container and package made of paper, cloth or leather | Malaysia | 534 | 4,530 | 0 | 0 | 0 | 0 |
| | People's Republic of China | 392 | 2,302 | 0 | 0 | 0 | 0 |
| | Finland | 10 | 1,249 | 0 | 0 | 0 | 0 |
| | Korea | 78 | 581 | 0 | 0 | 0 | 0 |
| | Thailand | 44 | 492 | 0 | 0 | 0 | 0 |
| 076 Others: Container and package | Korea | 715 | 6,228 | 4 | 1 | 0 | 0 |
| | People's Republic of China | 1,579 | 2,363 | 38 | 19 | 0 | 0 |
| | Malaysia | 62 | 848 | 1 | 0 | 0 | 0 |
| | Taiwan | 193 | 712 | 1 | 0 | 0 | 0 |
| | U.S.A. | 160 | 495 | 13 | 0 | 0 | 0 |
| Toys | | | | | | | |
| 077 Toys touched with mouth of infants | People's Republic of China | 1,395 | 282 | 47 | 2 | 0 | 0 |
| | Taiwan | 47 | 32 | 2 | 2 | 0 | 0 |
| | Thailand | 40 | 21 | 12 | 0 | 0 | 0 |
| | Germany | 153 | 4 | 9 | 0 | 0 | 0 |
| | Korea | 12 | 2 | 0 | 0 | 0 | 0 |
| 078 Accessory toys, transfer pictures and tumble dolls | People's Republic of China | 57,744 | 50,697 | 2,511 | 386 | 4 | 0 |
| | Socialist Republic of Viet Nam | 5,747 | 3,768 | 411 | 15 | 0 | 0 |
| | Thailand | 2,699 | 3,178 | 122 | 16 | 0 | 0 |
| | Denmark | 820 | 490 | 42 | 11 | 0 | 0 |
| | Taiwan | 1,207 | 387 | 102 | 15 | 0 | 0 |
| 079 Toys in combination | People's Republic of China | 3,427 | 3,472 | 55 | 10 | 0 | 0 |
| | Thailand | 734 | 601 | 7 | 6 | 0 | 0 |
| | Socialist Republic of Viet Nam | 387 | 565 | 36 | 2 | 0 | 0 |
| | Indonesia | 194 | 15 | 0 | 0 | 0 | 0 |
| | Bulgaria | 11 | 10 | 0 | 0 | 0 | 0 |

Table 5. State of Declaration, Inspection and Violation by Country of Production/Manufacture

| Country | Number and Weight of Import | | Number of Inspection | | Number of Violation | |
|---------------------------------------|-----------------------------|------------|----------------------|-----------|---------------------|--------|
| | Number | Weight | Number | Weight | Number | Weight |
| Asia | 1,173,756 | 9,191,040 | 148,244 | 1,420,469 | 613 | 4,087 |
| Korea | 146,982 | 829,995 | 8,213 | 25,744 | 37 | 26 |
| People's Republic of China | 650,431 | 4,070,058 | 98,424 | 919,501 | 221 | 1,549 |
| Taiwan | 28,732 | 214,809 | 3,667 | 14,955 | 22 | 26 |
| Mongolia | 19 | 30 | 4 | 1 | 0 | 0 |
| Hong Kong | 3,280 | 13,417 | 407 | 460 | 1 | 0 |
| Socialist Republic of Viet Nam | 49,868 | 366,384 | 13,984 | 108,992 | 103 | 676 |
| Thailand | 155,770 | 1,487,592 | 11,819 | 195,669 | 84 | 801 |
| Singapore | 9,851 | 234,660 | 421 | 4,882 | 0 | 0 |
| Malaysia | 17,215 | 132,862 | 1,397 | 5,502 | 2 | 14 |
| Brunei | 5 | 115 | 1 | 23 | 0 | 0 |
| Philippines | 36,156 | 1,264,959 | 2,358 | 36,168 | 16 | 49 |
| Indonesia | 40,170 | 285,651 | 3,278 | 59,760 | 26 | 112 |
| Cambodia | 131 | 568 | 21 | 79 | 0 | 0 |
| Laos | 740 | 6,698 | 75 | 782 | 5 | 0 |
| Myanmar | 2,105 | 44,842 | 381 | 18,871 | 5 | 264 |
| India | 13,199 | 152,632 | 2,435 | 23,133 | 63 | 519 |
| Pakistan | 595 | 6,118 | 58 | 267 | 2 | 1 |
| Republic of Sri Lanka | 11,011 | 19,316 | 373 | 584 | 8 | 7 |
| Maldives | 236 | 355 | 0 | 0 | 0 | 0 |
| Bangladesh | 727 | 2,458 | 66 | 98 | 0 | 0 |
| East Timor | 19 | 283 | 0 | 0 | 0 | 0 |
| Macau | 5 | 0 | 0 | 0 | 0 | 0 |
| Nepal | 292 | 169 | 47 | 30 | 1 | 0 |
| Bhutan | 44 | 3 | 2 | 2 | 0 | 0 |
| Iran | 306 | 2,707 | 122 | 870 | 4 | 29 |
| Bahrain | 93 | 1,471 | 3 | 35 | 0 | 0 |
| Saudi Arabia | 21 | 245 | 5 | 37 | 1 | 8 |
| Qatar | 46 | 2 | 2 | 0 | 0 | 0 |
| Oman | 516 | 3,172 | 329 | 1,287 | 5 | 6 |
| Israel | 2,191 | 35,822 | 150 | 2,571 | 5 | 1 |
| Jordan | 14 | 3 | 0 | 0 | 0 | 0 |
| Syria | 8 | 7 | 3 | 0 | 0 | 0 |
| Lebanon | 86 | 38 | 10 | 1 | 0 | 0 |
| The United Arab Emirates | 199 | 4,590 | 21 | 76 | 0 | 0 |
| The West Bank and Gaza | 28 | 4 | 4 | 0 | 0 | 0 |
| The Republic of Yemen | 36 | 313 | 8 | 19 | 0 | 0 |
| Azerbaijan Republic | 5 | 16 | 2 | 16 | 0 | 0 |
| Republic of Armenia | 54 | 1 | 0 | 0 | 0 | 0 |
| Uzbekistan | 17 | 1 | 5 | 0 | 0 | 0 |
| Kazakhstan | 8 | 0 | 7 | 0 | 0 | 0 |
| Kyrgyzstan | 2 | 1 | 0 | 0 | 0 | 0 |
| Georgia | 164 | 136 | 5 | 21 | 0 | 0 |
| Japan | 2,379 | 8,535 | 137 | 34 | 2 | 0 |
| Europe | 543,064 | 2,022,115 | 34,579 | 71,874 | 119 | 159 |
| Iceland | 1,882 | 15,753 | 261 | 545 | 1 | 0 |
| Norway | 15,248 | 93,007 | 727 | 3,200 | 0 | 0 |
| Sweden | 2,834 | 13,451 | 389 | 1,167 | 1 | 0 |
| Denmark | 15,307 | 157,156 | 645 | 4,892 | 0 | 0 |
| Faeroe Islands | 20 | 832 | 2 | 23 | 0 | 0 |
| United Kingdom | 25,993 | 45,526 | 1,775 | 1,455 | 2 | 0 |
| Ireland | 1,616 | 16,133 | 52 | 250 | 0 | 0 |
| Netherlands | 18,175 | 100,236 | 1,647 | 5,474 | 3 | 5 |
| Belgium | 20,743 | 67,121 | 2,249 | 3,699 | 5 | 1 |
| Luxembourg | 151 | 31 | 39 | 11 | 1 | 0 |
| France | 210,978 | 437,854 | 9,299 | 15,129 | 19 | 4 |
| Monaco | 14 | 27 | 9 | 1 | 0 | 0 |
| Germany | 38,282 | 125,697 | 3,040 | 5,169 | 12 | 24 |
| Switzerland | 12,106 | 32,612 | 888 | 910 | 1 | 0 |
| Principality of Liechtenstein | 4 | 2 | 1 | 1 | 0 | 0 |
| Portugal | 5,711 | 30,727 | 343 | 237 | 0 | 0 |
| Spain | 25,336 | 143,708 | 1,858 | 3,164 | 24 | 28 |
| Italy | 105,950 | 391,774 | 7,343 | 9,048 | 40 | 36 |
| San Marino | 4 | 1 | 0 | 0 | 0 | 0 |
| Malta | 217 | 3,429 | 36 | 0 | 0 | 0 |
| Finland | 3,200 | 10,540 | 337 | 167 | 0 | 0 |
| Poland | 6,423 | 37,941 | 1,125 | 956 | 0 | 0 |
| Russian Federation | 6,688 | 154,819 | 397 | 10,235 | 0 | 0 |
| Austria | 4,383 | 26,998 | 358 | 1,090 | 1 | 0 |
| Hungary | 3,941 | 21,466 | 233 | 458 | 0 | 0 |
| Serbia | 253 | 1,094 | 22 | 38 | 0 | 0 |
| Albania | 15 | 1 | 3 | 0 | 0 | 0 |
| Greece | 1,934 | 17,383 | 185 | 482 | 0 | 0 |
| Romania | 1,671 | 563 | 57 | 169 | 0 | 0 |
| Bulgaria | 579 | 1,661 | 66 | 81 | 0 | 0 |
| Cyprus | 109 | 242 | 16 | 38 | 0 | 0 |
| Turkey | 8,557 | 67,584 | 820 | 3,617 | 7 | 61 |
| Estonia | 131 | 184 | 10 | 29 | 1 | 0 |
| Latvia | 189 | 1,258 | 19 | 39 | 0 | 0 |
| Lithuania | 140 | 388 | 26 | 25 | 0 | 0 |
| Ukraine | 362 | 203 | 25 | 2 | 1 | 0 |
| Republic of Belarus | 13 | 0 | 13 | 0 | 0 | 0 |
| Republic of Moldova | 128 | 69 | 12 | 11 | 0 | 0 |
| Croatia | 284 | 1,953 | 18 | 1 | 0 | 0 |
| Slovenia | 206 | 56 | 12 | 0 | 0 | 0 |
| Bosnia and Herzegovina | 46 | 0 | 9 | 0 | 0 | 0 |
| Former Yugoslav Republic of Macedonia | 77 | 946 | 13 | 2 | 0 | 0 |
| Czech | 2,179 | 1,357 | 161 | 36 | 0 | 0 |
| Slovak | 984 | 332 | 38 | 21 | 0 | 0 |
| Montenegro | 1 | 0 | 1 | 0 | 0 | 0 |
| North America | 294,411 | 15,854,259 | 30,465 | 4,092,870 | 228 | 87,234 |
| Greenland | 95 | 2,325 | 18 | 367 | 0 | 0 |

| | | | | | | |
|---|-----------|------------|---------|-----------|-------|--------|
| Canada | 29,742 | 4,198,213 | 2,327 | 106,674 | 23 | 326 |
| U.S.A. | 234,245 | 10,947,577 | 23,572 | 3,912,024 | 190 | 86,830 |
| Mexico | 25,434 | 625,537 | 4,048 | 62,173 | 12 | 42 |
| Guatemala | 1,849 | 44,709 | 319 | 8,277 | 3 | 37 |
| Honduras | 180 | 7,356 | 32 | 1,035 | 0 | 0 |
| Belize | 138 | 4,799 | 7 | 172 | 0 | 0 |
| El Salvador | 183 | 5,809 | 15 | 439 | 0 | 0 |
| Nicaragua | 286 | 5,442 | 23 | 650 | 0 | 0 |
| Costa Rica | 432 | 7,259 | 42 | 637 | 0 | 0 |
| Panama | 102 | 609 | 3 | 7 | 0 | 0 |
| Bermuda | 3 | 1 | 0 | 0 | 0 | 0 |
| The Commonwealth of Bahamas | 8 | 8 | 1 | 1 | 0 | 0 |
| Jamaica | 266 | 885 | 15 | 50 | 0 | 0 |
| Barbados | 8 | 1 | 0 | 0 | 0 | 0 |
| Trinidad and Tobago | 21 | 41 | 5 | 13 | 0 | 0 |
| Cuba | 131 | 657 | 16 | 152 | 0 | 0 |
| Haiti | 21 | 61 | 1 | 17 | 0 | 0 |
| Dominican Republic | 91 | 1,361 | 14 | 182 | 0 | 0 |
| Puerto Rico (U.S.A.) | 1,039 | 1,385 | 6 | 1 | 0 | 0 |
| United States Virgin Islands | 5 | 0 | 0 | 0 | 0 | 0 |
| Netherland Antilles | 8 | 1 | 0 | 0 | 0 | 0 |
| French West Indies (including Guadeloupe) | 33 | 42 | 0 | 0 | 0 | 0 |
| French West Indies | 80 | 10 | 1 | 0 | 0 | 0 |
| Grenada | 1 | 0 | 0 | 0 | 0 | 0 |
| Saint Lucia | 2 | 0 | 0 | 0 | 0 | 0 |
| Antigua and Barbuda | 3 | 0 | 0 | 0 | 0 | 0 |
| Commonwealth of Dominica | 2 | 168 | 0 | 0 | 0 | 0 |
| British Anguilla | 3 | 1 | 0 | 0 | 0 | 0 |
| South America | 66,725 | 2,116,487 | 4,626 | 132,758 | 46 | 889 |
| Colombia | 1,470 | 51,024 | 199 | 5,197 | 1 | 0 |
| Venezuela | 211 | 4,397 | 172 | 4,376 | 8 | 199 |
| Guyana | 20 | 4 | 0 | 0 | 0 | 0 |
| Suriname | 64 | 542 | 1 | 9 | 0 | 0 |
| Ecuador | 3,129 | 60,700 | 311 | 6,565 | 3 | 74 |
| Peru | 3,722 | 34,317 | 439 | 3,430 | 3 | 2 |
| Bolivia | 207 | 5,106 | 64 | 1,435 | 3 | 91 |
| Chile | 23,768 | 369,541 | 996 | 14,017 | 5 | 63 |
| Brazil | 28,479 | 1,501,584 | 1,953 | 86,201 | 20 | 271 |
| Paraguay | 163 | 15,601 | 27 | 3,141 | 1 | 156 |
| Uruguay | 1,791 | 2,583 | 4 | 26 | 0 | 0 |
| Argentina | 3,696 | 71,031 | 459 | 8,356 | 2 | 31 |
| Falkland Island and Dependencies (Br.) | 5 | 57 | 1 | 5 | 0 | 0 |
| Africa | 12,801 | 358,361 | 1,932 | 107,978 | 33 | 1,821 |
| Morocco | 1,388 | 21,036 | 67 | 309 | 0 | 0 |
| Tunisia | 691 | 2,389 | 121 | 6 | 0 | 0 |
| Egypt | 449 | 6,342 | 49 | 770 | 0 | 0 |
| Sudan | 70 | 1,044 | 11 | 192 | 1 | 19 |
| Mauritania | 525 | 22,892 | 4 | 103 | 0 | 0 |
| Senegal | 205 | 2,966 | 1 | 145 | 0 | 0 |
| Sierra Leone | 5 | 1 | 1 | 0 | 0 | 0 |
| Republic of Cote d'Ivoire | 80 | 3,413 | 9 | 326 | 0 | 0 |
| Ghana | 725 | 46,698 | 560 | 43,349 | 18 | 1,273 |
| Togo | 2 | 0 | 1 | 0 | 0 | 0 |
| Burkina Faso | 84 | 16,629 | 13 | 3,303 | 0 | 0 |
| Canary Islands (Sp.) | 16 | 76 | 12 | 17 | 0 | 0 |
| Nigeria | 343 | 56,718 | 226 | 39,636 | 1 | 19 |
| Rwanda | 30 | 395 | 5 | 74 | 0 | 0 |
| Cameroon | 22 | 555 | 15 | 234 | 3 | 83 |
| Republic of Congo | 1 | 0 | 0 | 0 | 0 | 0 |
| Burundi | 14 | 64 | 1 | 2 | 0 | 0 |
| St. Helena Island and Dependencies (Br.) | 16 | 90 | 0 | 0 | 0 | 0 |
| Ethiopia | 697 | 23,215 | 160 | 4,384 | 0 | 0 |
| Kenya | 245 | 1,965 | 26 | 116 | 0 | 0 |
| Uganda | 108 | 1,829 | 13 | 597 | 1 | 297 |
| Tanzania | 563 | 37,863 | 50 | 4,058 | 0 | 0 |
| Republic of Seychelles | 301 | 9,478 | 0 | 0 | 0 | 0 |
| Mozambique | 75 | 1,997 | 7 | 333 | 0 | 0 |
| Madagascar | 164 | 491 | 17 | 68 | 1 | 8 |
| Mauritius | 130 | 635 | 5 | 29 | 0 | 0 |
| Reunion (Fr.) | 25 | 103 | 2 | 1 | 0 | 0 |
| Zimbabwe | 1 | 6 | 0 | 0 | 0 | 0 |
| Namibia | 54 | 887 | 1 | 13 | 0 | 0 |
| South Africa | 5,710 | 97,770 | 547 | 9,806 | 7 | 122 |
| Malawi | 42 | 468 | 6 | 72 | 0 | 0 |
| Botswana | 1 | 0 | 1 | 0 | 1 | 0 |
| Swaziland | 19 | 346 | 1 | 36 | 0 | 0 |
| Oceania | 90,738 | 2,613,591 | 3,534 | 179,799 | 14 | 287 |
| Australia | 57,859 | 2,191,092 | 2,020 | 166,813 | 11 | 272 |
| Papua New Guinea | 533 | 4,672 | 6 | 118 | 0 | 0 |
| New Zealand | 27,071 | 377,076 | 1,456 | 11,898 | 3 | 15 |
| Cook Islands (N.Z.) | 91 | 1,805 | 7 | 40 | 0 | 0 |
| Tokelau Islands (N.Z.) | 3 | 1 | 1 | 0 | 0 | 0 |
| Niue Islands (N.Z.) | 3 | 5 | 2 | 4 | 0 | 0 |
| Samoa | 11 | 69 | 4 | 31 | 0 | 0 |
| The Republic of Vanuatu | 725 | 12,383 | 2 | 26 | 0 | 0 |
| Fiji | 1,852 | 10,219 | 8 | 47 | 0 | 0 |
| Solomon Islands | 133 | 1,137 | 0 | 0 | 0 | 0 |
| Tonga | 57 | 1,312 | 6 | 264 | 0 | 0 |
| Kiribati | 120 | 2,748 | 3 | 0 | 0 | 0 |
| New Caledonia (including Chesterfield) | 231 | 3,476 | 12 | 481 | 0 | 0 |
| French Polynesia | 193 | 245 | 2 | 0 | 0 | 0 |
| Guam (U.S.A.) | 682 | 2,023 | 3 | 3 | 0 | 0 |
| American Samoa | 7 | 4 | 0 | 0 | 0 | 0 |
| Tuvalu | 51 | 1,489 | 0 | 0 | 0 | 0 |
| Marshall Islands | 184 | 814 | 1 | 73 | 0 | 0 |
| Federated States of Micronesia | 96 | 1,063 | 1 | 1 | 0 | 0 |
| Palau | 836 | 1,961 | 0 | 0 | 0 | 0 |
| Total | 2,181,495 | 32,155,854 | 223,380 | 6,005,747 | 1,053 | 94,477 |









| | | Weight of imports (tons) | Percentage (%) |
|---|---------------|--------------------------|----------------|
|  | Asia | 9,191,040 | 28.6% |
|  | Europe | 2,022,115 | 6.3% |
|  | North America | 15,854,259 | 49.3% |
|  | South America | 2,116,487 | 6.6% |
|  | Africa | 358,361 | 1.1% |
|  | Oceania | 2,613,591 | 8.1% |
| | Total | 32,155,854 | 100.0% |

Figure 4. Composition of Weight of Imports by Area

State of Declaration, Inspection and Violation of Top 5 Items by Country of Production/Manufacture (on a weight basis)

| Area | Country | Item | Number and Weight of Import Declaration | | Number of Inspection | | Number of Violation | |
|----------|--|---|---|-----------|----------------------|---------|---------------------|--------|
| | | | Number | Weight | Number | Weight | Number | Weight |
| Asia | Korea | 243 Other alcoholic beverages | 7,134 | 210,970 | 73 | 963 | 0 | 0 |
| | | 221 Saccharides | 4,208 | 118,277 | 85 | 1,491 | 0 | 0 |
| | | 240 Spirits | 1,371 | 54,302 | 19 | 45 | 0 | 0 |
| | | 238 Other soft drinks | 4,362 | 42,424 | 396 | 3,870 | 1 | 0 |
| | | 042 Bonito, tuna, mackerel | 3,545 | 35,750 | 6 | 46 | 0 | 0 |
| | People's Republic of China | 118 Liliaceae vegetables | 15,018 | 340,335 | 4,988 | 69,971 | 1 | 19 |
| | | 155 Vegetables: Frozen food | 33,107 | 326,507 | 11,003 | 118,696 | 24 | 255 |
| | | 019 Heated meat product (packaging after heating) | 15,053 | 180,124 | 11,519 | 145,666 | 4 | 17 |
| | | 067 Fish: Frozen food | 30,697 | 144,354 | 4,361 | 21,297 | 15 | 65 |
| | | 182 Syruped fruits | 4,912 | 124,560 | 847 | 18,053 | 1 | 5 |
| | Taiwan | 042 Bonito, tuna, mackerel | 4,241 | 66,931 | 0 | 0 | 0 | 0 |
| | | 155 Vegetables: Frozen food | 2,000 | 32,364 | 268 | 3,885 | 1 | 1 |
| | | 238 Other soft drinks | 627 | 15,901 | 118 | 892 | 0 | 0 |
| | | 114 Vegetables of the asteraceae | 755 | 10,238 | 26 | 328 | 0 | 0 |
| | Mongolia | 123 Tropical fruits | 1,306 | 9,399 | 102 | 550 | 0 | 0 |
| | | 222 Salts | 5 | 25 | 0 | 0 | 0 | 0 |
| | | 238 Other soft drinks | 8 | 5 | 3 | 1 | 0 | 0 |
| | Hong Kong | 034 Other flesh and fowl preparations | 1 | 0 | 0 | 0 | 0 | 0 |
| | | 226 Oils and fats from vegetables | 4 | 0 | 0 | 0 | 0 | 0 |
| | | 037 Honey | 1 | 0 | 1 | 0 | 0 | 0 |
| | | 260 Machines and apparatus for food manufacture made of glass, ceramics or enamel | 81 | 3,613 | 0 | 0 | 0 | 0 |
| | Socialist Republic of Viet Nam | 223 Other seasonings | 405 | 3,589 | 28 | 163 | 1 | 0 |
| | | 261 Machines and apparatus for food manufacture made of plastic | 60 | 1,866 | 0 | 0 | 0 | 0 |
| | | 262 Machines and apparatus for food manufacture made of rubber | 58 | 1,846 | 0 | 0 | 0 | 0 |
| | | 268 Other tools and apparatus made of glass, ceramics or enamel | 100 | 326 | 1 | 0 | 0 | 0 |
| | | 128 Coffee bean | 1,418 | 69,710 | 119 | 4,360 | 0 | 0 |
| | | 056 Seasoning | 653 | 36,411 | 16 | 582 | 0 | 0 |
| | | 080 Aquatic animals: Frozen food | 5,710 | 30,922 | 5,366 | 29,369 | 39 | 213 |
| | Thailand | 092 Non-glutinous rice | 31 | 28,278 | 31 | 28,278 | 4 | 203 |
| | | 077 Sliced/shucked fresh aquatic animals (including frozen food) | 3,881 | 27,487 | 3,538 | 25,217 | 22 | 135 |
| | | 019 Heated meat product (packaging after heating) | 17,796 | 223,645 | 1,350 | 11,834 | 0 | 0 |
| | | 049 Thickening agent for stabilization | 207 | 172,811 | 76 | 68,354 | 18 | 471 |
| | | 049 Thickening agent for stabilization | 2,911 | 153,388 | 88 | 4,278 | 0 | 0 |
| | Singapore | 195 Tapioca starch | 409 | 116,755 | 155 | 68,416 | 1 | 136 |
| | | 221 Saccharides | 1,506 | 82,140 | 15 | 319 | 0 | 0 |
| | | 191 Cocoa product | 1,037 | 54,511 | 23 | 919 | 0 | 0 |
| | | 221 Saccharides | 1,185 | 47,218 | 32 | 1,320 | 0 | 0 |
| | Malaysia | 028 Food made of milk as main material | 1,008 | 40,171 | 9 | 295 | 0 | 0 |
| | | 029 Other dairy product | 761 | 31,187 | 15 | 488 | 0 | 0 |
| | | 042 Other foods, not elsewhere classified | 607 | 18,894 | 11 | 243 | 0 | 0 |
| | | 191 Cocoa product | 739 | 32,695 | 22 | 568 | 0 | 0 |
| | | 196 Sago starch | 85 | 13,232 | 8 | 1,242 | 0 | 0 |
| | Brunei | 270 Other tools and apparatus made of rubber | 2,538 | 8,170 | 26 | 8 | 0 | 0 |
| | | 228 Western-style cake | 3,026 | 8,097 | 323 | 647 | 0 | 0 |
| | | 069 Fish meat kneaded products | 290 | 6,549 | 24 | 416 | 0 | 0 |
| | Philippines | 235 Mineral waters | 4 | 115 | 1 | 23 | 0 | 0 |
| | | 042 Bonito, tuna, mackerel | 1 | 0 | 0 | 0 | 0 | 0 |
| | Indonesia | 123 Tropical fruits | 12,770 | 1,189,049 | 574 | 31,534 | 1 | 23 |
| | | 042 Bonito, tuna, mackerel | 1,685 | 11,561 | 9 | 132 | 0 | 0 |
| | | 182 Syruped fruits | 870 | 9,132 | 63 | 373 | 2 | 0 |
| | | 011 Chicken | 1,732 | 6,790 | 21 | 192 | 0 | 0 |
| | | 186 Other preparations of fruits | 366 | 5,028 | 39 | 251 | 1 | 0 |
| Cambodia | 128 Coffee bean | 1,385 | 50,440 | 1,385 | 50,440 | 1 | 40 | |
| | 042 Bonito, tuna, mackerel | 12,976 | 37,111 | 30 | 817 | 0 | 0 | |
| | 060 Agent for manufacturing process | 388 | 27,900 | 22 | 185 | 0 | 0 | |
| | 056 Seasoning | 752 | 25,352 | 58 | 1,293 | 1 | 18 | |
| | 055 Lobster, prawn, shrimp | 2,012 | 18,427 | 66 | 625 | 1 | 0 | |
| Laos | 243 Other alcoholic beverages | 23 | 120 | 2 | 0 | 0 | 0 | |
| | 106 Soybean | 1 | 112 | 0 | 0 | 0 | 0 | |
| | 238 Other soft drinks | 10 | 100 | 1 | 0 | 0 | 0 | |
| | 077 Sliced/shucked fresh aquatic animals (including frozen food) | 12 | 93 | 0 | 0 | 0 | 0 | |
| Myanmar | 126 Nuts | 3 | 42 | 1 | 14 | 0 | 0 | |
| | 128 Coffee bean | 66 | 5,656 | 5 | 652 | 0 | 0 | |
| | 151 Salted vegetables (including in brine) | 6 | 666 | 0 | 0 | 0 | 0 | |
| | 150 Flour | 11 | 214 | 4 | 38 | 0 | 0 | |
| | 103 Job's tears | 5 | 86 | 5 | 86 | 0 | 0 | |
| Myanmar | 242 Beer | 11 | 37 | 0 | 0 | 0 | 0 | |
| | 107 Adzuki beans | 255 | 19,322 | 153 | 7,864 | 2 | 42 | |
| | | 130 Other nuts and seeds | 98 | 6,346 | 98 | 6,346 | 3 | 222 |

| | | | | | | | |
|--------------------------|--|-------|--------|-----|--------|----|-----|
| | 110 Other pulses | 104 | 4,604 | 4 | 126 | 0 | 0 |
| | 077 Sliced/shucked fresh aquatic animals (including frozen food) | 571 | 3,849 | 22 | 102 | 0 | 0 |
| India | 127 Oil seeds (for extraction of cooking oil) | 30 | 3,751 | 30 | 3,751 | 0 | 0 |
| | 148 Other preparations of pulses | 478 | 29,314 | 30 | 334 | 0 | 0 |
| | 069 Fish meat kneaded products | 1,147 | 28,385 | 34 | 708 | 0 | 0 |
| | 140 Pulses flour | 249 | 22,209 | 13 | 196 | 0 | 0 |
| | 055 Lobster, prawn, shrimp | 1,407 | 17,696 | 958 | 13,012 | 32 | 426 |
| | 077 Sliced/shucked fresh aquatic animals (including frozen food) | 842 | 10,618 | 167 | 1,937 | 3 | 29 |
| Pakistan | 069 Fish meat kneaded products | 77 | 2,082 | 4 | 43 | 0 | 0 |
| | 049 Thickening agent for stabilization | 78 | 1,303 | 1 | 0 | 0 | 0 |
| | 222 Salts | 44 | 723 | 2 | 43 | 0 | 0 |
| | 130 Other nuts and seeds | 9 | 591 | 2 | 72 | 0 | 0 |
| Republic of Sri Lanka | 127 Oil seeds (for extraction of cooking oil) | 3 | 486 | 0 | 0 | 0 | 0 |
| | 178 Fermented tea | 3,127 | 9,630 | 194 | 408 | 0 | 0 |
| | 042 Bonito, tuna, mackerel | 2,212 | 3,074 | 0 | 0 | 0 | 0 |
| | 152 Preserved vegetables | 301 | 2,572 | 3 | 6 | 0 | 0 |
| | 055 Lobster, prawn, shrimp | 117 | 896 | 5 | 24 | 0 | 0 |
| | 151 Salted vegetables (including in brine) | 37 | 849 | 0 | 0 | 0 | 0 |
| Maldives | 065 Dried fish product | 48 | 219 | 0 | 0 | 0 | 0 |
| | 042 Bonito, tuna, mackerel | 182 | 136 | 0 | 0 | 0 | 0 |
| Bangladesh | 066 Processed and cooked fish | 6 | 0 | 0 | 0 | 0 | 0 |
| | 055 Lobster, prawn, shrimp | 343 | 1,709 | 13 | 49 | 0 | 0 |
| | 077 Sliced/shucked fresh aquatic animals (including frozen food) | 33 | 402 | 0 | 0 | 0 | 0 |
| | 107 Adzuki beans | 7 | 232 | 1 | 40 | 0 | 0 |
| | 248 Tableware made of wood, bamboo or rattan | 6 | 26 | 0 | 0 | 0 | 0 |
| East Timor | 064 Sliced/shucked fresh fish (including frozen food) | 10 | 16 | 0 | 0 | 0 | 0 |
| | 128 Coffee bean | 12 | 281 | 0 | 0 | 0 | 0 |
| | 042 Bonito, tuna, mackerel | 4 | 2 | 0 | 0 | 0 | 0 |
| | 203 Substitute for tea | 2 | 0 | 0 | 0 | 0 | 0 |
| Macau | 175 Other processed wild grass product and spices | 1 | 0 | 0 | 0 | 0 | 0 |
| | 186 Other preparations of fruits | 1 | 0 | 0 | 0 | 0 | 0 |
| | 194 Other preparations of nuts and seeds | 3 | 0 | 0 | 0 | 0 | 0 |
| Nepal | 222 Salts | 1 | 0 | 0 | 0 | 0 | 0 |
| | 242 Beer | 16 | 125 | 3 | 18 | 0 | 0 |
| | 128 Coffee bean | 7 | 15 | 2 | 6 | 0 | 0 |
| | 178 Fermented tea | 46 | 10 | 12 | 1 | 0 | 0 |
| | 240 Spirits | 8 | 6 | 1 | 3 | 0 | 0 |
| | 135 Noodles (other than frozen food) | 5 | 3 | 2 | 1 | 0 | 0 |
| Bhutan | 101 Buckwheat | 1 | 2 | 1 | 2 | 0 | 0 |
| | 115 Mushroom | 42 | 2 | 0 | 0 | 0 | 0 |
| Iran | 158 Dried mushroom (including flour) | 1 | 0 | 1 | 0 | 0 | 0 |
| | 175 Other processed wild grass product and spices | 61 | 1,090 | 6 | 120 | 0 | 0 |
| | 179 Dried fruits (including powdered fruits) | 80 | 853 | 43 | 399 | 2 | 11 |
| | 126 Nuts | 36 | 209 | 36 | 209 | 2 | 18 |
| | 237 Fruits juice for raw material | 12 | 175 | 5 | 39 | 0 | 0 |
| Bahrain | 139 Other preparations of cereals | 5 | 118 | 0 | 0 | 0 | 0 |
| | 056 Crab | 78 | 1,227 | 3 | 35 | 0 | 0 |
| | 077 Sliced/shucked fresh aquatic animals (including frozen food) | 15 | 245 | 0 | 0 | 0 | 0 |
| Saudi Arabia | 055 Lobster, prawn, shrimp | 9 | 136 | 0 | 0 | 0 | 0 |
| | 070 Container and package made of plastic | 2 | 47 | 1 | 23 | 0 | 0 |
| | 244 Tableware made of glass, ceramics or enamel | 4 | 37 | 0 | 0 | 0 | 0 |
| | 238 Other soft drinks | 4 | 14 | 4 | 14 | 1 | 8 |
| Qatar | 123 Tropical fruits | 1 | 11 | 0 | 0 | 0 | 0 |
| Oman | 245 Tableware made of plastic | 46 | 2 | 2 | 0 | 0 | 0 |
| | 042 Bonito, tuna, mackerel | 90 | 1,577 | 0 | 0 | 0 | 0 |
| | 119 Other vegetables | 363 | 1,378 | 311 | 1,261 | 4 | 6 |
| | 125 Other fruits | 7 | 109 | 0 | 0 | 0 | 0 |
| | 117 Solanaceous vegetables | 46 | 49 | 16 | 16 | 1 | 0 |
| Israel | 228 Western-style cake | 4 | 31 | 1 | 9 | 0 | 0 |
| | 237 Fruits juice for raw material | 629 | 24,448 | 52 | 1,636 | 0 | 0 |
| | 221 Saccharides | 341 | 4,914 | 31 | 247 | 4 | 1 |
| | 121 Citrus fruits | 28 | 3,778 | 2 | 603 | 0 | 0 |
| | 060 Agent for manufacturing process | 34 | 832 | 4 | 31 | 0 | 0 |
| | 208 Other processed agricultural food, not elsewhere classified | 11 | 556 | 0 | 0 | 0 | 0 |
| Jordan | 226 Oils and fats from vegetables | 14 | 3 | 0 | 0 | 0 | 0 |
| Syria | 226 Oils and fats from vegetables | 1 | 7 | 0 | 0 | 0 | 0 |
| | 228 Western-style cake | 6 | 0 | 2 | 0 | 0 | 0 |
| | 244 Tableware made of glass, ceramics or enamel | 1 | 0 | 1 | 0 | 0 | 0 |
| Lebanon | 241 Fruits wine | 41 | 19 | 0 | 0 | 0 | 0 |
| | 242 Beer | 2 | 8 | 0 | 0 | 0 | 0 |
| | 226 Oils and fats from vegetables | 7 | 8 | 0 | 0 | 0 | 0 |
| | 219 Vinegar | 3 | 1 | 0 | 0 | 0 | 0 |
| | 152 Preserved vegetables | 1 | 0 | 1 | 0 | 0 | 0 |
| The United Arab Emirates | 135 Noodles (other than frozen food) | 61 | 2,621 | 1 | 20 | 0 | 0 |
| | 235 Mineral waters | 16 | 1,180 | 0 | 0 | 0 | 0 |
| | 042 Bonito, tuna, mackerel | 12 | 233 | 1 | 10 | 0 | 0 |
| | 139 Other preparations of cereals | 5 | 130 | 0 | 0 | 0 | 0 |

| | | | | | | | |
|---|---|----------------|---------|-------|-------|-----|---|
| The West Bank and Gaza | 064 Sliced/shucked fresh fish (including frozen food) | 4 | 94 | 0 | 0 | 0 | 0 |
| | 226 Oils and fats from vegetables | 11 | 2 | 2 | 0 | 0 | 0 |
| | 242 Beer | 6 | 1 | 0 | 0 | 0 | 0 |
| | 181 Preserved fruits | 1 | 0 | 0 | 0 | 0 | 0 |
| | 126 Nuts | 2 | 0 | 2 | 0 | 0 | 0 |
| The Republic of Yemen | 179 Dried fruits (including powdered fruits) | 1 | 0 | 0 | 0 | 0 | 0 |
| | 128 Coffee bean | 19 | 189 | 1 | 17 | 0 | 0 |
| | 042 Bonito, tuna, mackerel | 4 | 80 | 0 | 0 | 0 | 0 |
| | 064 Sliced/shucked fresh fish (including frozen food) | 1 | 23 | 0 | 0 | 0 | 0 |
| | 055 Lobster, prawn, shrimp | 1 | 18 | 0 | 0 | 0 | 0 |
| Azerbaijan Republic | 074 Shellfish: Frozen food | 4 | 2 | 2 | 1 | 0 | 0 |
| | 238 Other soft drinks | 2 | 16 | 2 | 16 | 0 | 0 |
| | 241 Fruits wine | 2 | 0 | 0 | 0 | 0 | 0 |
| Republic of Armenia | 248 Tableware made of wood, bamboo or rattan | 1 | 0 | 0 | 0 | 0 | 0 |
| | 240 Spirits | 14 | 0 | 0 | 0 | 0 | 0 |
| | 055 Lobster, prawn, shrimp | 23 | 0 | 0 | 0 | 0 | 0 |
| Uzbekistan | 183 Jam and marmalade | 6 | 0 | 0 | 0 | 0 | 0 |
| | 233Health food derived from microorganisms | 10 | 0 | 0 | 0 | 0 | 0 |
| | 208 Other processed agricultural food, not elsewhere classified | 1 | 0 | 0 | 0 | 0 | 0 |
| | 175 Other processed wild grass product and spices | 1 | 1 | 0 | 0 | 0 | 0 |
| | 241 Fruits wine | 9 | 0 | 5 | 0 | 0 | 0 |
| Kazakhstan | 037 Honey | 4 | 0 | 0 | 0 | 0 | 0 |
| | 040 Other processed livestock food | 1 | 0 | 0 | 0 | 0 | 0 |
| | 039 Propolis | 1 | 0 | 0 | 0 | 0 | 0 |
| | 228 Western-style cake | 2 | 0 | 1 | 0 | 0 | 0 |
| Kyrgyzstan | 241 Fruits wine | 3 | 0 | 3 | 0 | 0 | 0 |
| | 240 Spirits | 3 | 0 | 3 | 0 | 0 | 0 |
| | 004 Other fresh livestock food | 1 | 1 | 0 | 0 | 0 | 0 |
| Georgia | 037 Honey | 1 | 0 | 0 | 0 | 0 | 0 |
| | 241 Fruits wine | 157 | 96 | 0 | 0 | 0 | 0 |
| | 235 Mineral waters | 2 | 28 | 1 | 9 | 0 | 0 |
| | 238 Other soft drinks | 1 | 12 | 1 | 12 | 0 | 0 |
| Japan | 240 Spirits | 1 | 0 | 0 | 0 | 0 | 0 |
| | 228 Western-style cake | 3 | 0 | 3 | 0 | 0 | 0 |
| | 072 Container and package made of metal | 181 | 2,074 | 0 | 0 | 0 | 0 |
| Europe | 069 Fish meat kneaded products | 18 | 1,793 | 0 | 0 | 0 | 0 |
| | 058 Other aquatic animals | 5 | 1,015 | 0 | 0 | 0 | 0 |
| | 042 Bonito, tuna, mackerel | 37 | 685 | 0 | 0 | 0 | 0 |
| | 046 Codfish | 6 | 491 | 0 | 0 | 0 | 0 |
| | Iceland | 052 Other fish | 144 | 5,356 | 5 | 117 | 0 |
| 047 Flatfish, sole | | 124 | 3,227 | 1 | 22 | 0 | 0 |
| 044 Sea bass, sea bream, croaker | | 88 | 2,414 | 0 | 0 | 0 | 0 |
| 014 Other aquatic food | | 103 | 2,273 | 3 | 107 | 0 | 0 |
| 064 Sliced/shucked fresh fish (including frozen food) | | 30 | 941 | 3 | 70 | 0 | 0 |
| Norway | 042 Bonito, tuna, mackerel | 567 | 42,083 | 9 | 438 | 0 | 0 |
| | 052 Other fish | 10,182 | 33,460 | 483 | 1,812 | 0 | 0 |
| | 064 Sliced/shucked fresh fish (including frozen food) | 3,916 | 9,559 | 190 | 597 | 0 | 0 |
| | 043 Horse mackerel, yellowtail, dolphinfish | 59 | 2,665 | 3 | 73 | 0 | 0 |
| | 045 Herring, sardine | 78 | 2,448 | 2 | 48 | 0 | 0 |
| Sweden | 049 Thickening agent for stabilization | 273 | 10,172 | 31 | 723 | 1 | 0 |
| | 004 Other fresh livestock food | 19 | 465 | 0 | 0 | 0 | 0 |
| | 263 Machines and apparatus for food manufacture made of metal | 171 | 322 | 0 | 0 | 0 | 0 |
| | 228 Western-style cake | 288 | 321 | 41 | 54 | 0 | 0 |
| Denmark | 034 Other flesh and fowl preparations | 13 | 306 | 0 | 0 | 0 | 0 |
| | 003 Pork | 7,524 | 115,390 | 136 | 1,998 | 0 | 0 |
| | 026 Cheese and cheese curd | 2,363 | 8,012 | 62 | 221 | 0 | 0 |
| Faeroe Islands | 049 Thickening agent for stabilization | 272 | 6,935 | 16 | 174 | 0 | 0 |
| | 198 Potato starch | 38 | 5,696 | 5 | 614 | 0 | 0 |
| | 018 Heated meat product (heating after packaging) | 219 | 3,380 | 43 | 505 | 0 | 0 |
| | 052 Other fish | 14 | 643 | 1 | 1 | 0 | 0 |
| United Kingdom | 047 Flatfish, sole | 3 | 124 | 0 | 0 | 0 | 0 |
| | 044 Sea bass, sea bream, croaker | 2 | 43 | 0 | 0 | 0 | 0 |
| | 080 Aquatic animals: Frozen food | 1 | 22 | 1 | 22 | 0 | 0 |
| | 240 Spirits | 6,681 | 12,780 | 62 | 50 | 0 | 0 |
| Ireland | 242 Beer | 695 | 5,204 | 16 | 218 | 0 | 0 |
| | 239 Grape must and malt | 61 | 4,749 | 2 | 264 | 0 | 0 |
| | 004 Other fresh livestock food | 119 | 2,626 | 0 | 0 | 0 | 0 |
| | 109 Pea | 88 | 2,343 | 9 | 212 | 0 | 0 |
| Netherlands | 003 Pork | 313 | 6,636 | 4 | 81 | 0 | 0 |
| | 026 Cheese and cheese curd | 92 | 2,068 | 0 | 0 | 0 | 0 |
| | 043 Horse mackerel, yellowtail, dolphinfish | 27 | 1,912 | 1 | 123 | 0 | 0 |
| | 242 Beer | 62 | 1,806 | 0 | 0 | 0 | 0 |
| | 059 Flavoring agent | 253 | 1,638 | 0 | 0 | 0 | 0 |
| Belgium | 191 Cocoa product | 500 | 9,961 | 25 | 358 | 0 | 0 |
| | 003 Pork | 421 | 8,499 | 14 | 255 | 0 | 0 |
| | 117 Solanaceous vegetables | 5,913 | 7,899 | 648 | 771 | 0 | 0 |
| | 043 Horse mackerel, yellowtail, dolphinfish | 146 | 7,069 | 0 | 0 | 0 | 0 |
| | 026 Cheese and cheese curd | 929 | 6,516 | 56 | 71 | 0 | 0 |
| | 155 Vegetables: Frozen food | 1,214 | 17,106 | 162 | 1,681 | 0 | 0 |
| | 243 Other alcoholic beverages | 1,034 | 15,501 | 46 | 395 | 0 | 0 |

| | | | | | | | |
|-------------------------------|---|--------|---------|-------|-------|---|----|
| | 228 Western-style cake | 10,562 | 8,694 | 1,351 | 338 | 5 | 1 |
| | 242 Beer | 1,884 | 5,278 | 16 | 18 | 0 | 0 |
| | 227 Modified oils and fats | 117 | 2,997 | 4 | 72 | 0 | 0 |
| Luxembourg | | | | | | | |
| | 137 Cereals: Frozen food | 30 | 24 | 14 | 10 | 0 | 0 |
| | 228 Western-style cake | 97 | 3 | 21 | 0 | 1 | 0 |
| | 241 Fruits wine | 17 | 2 | 4 | 1 | 0 | 0 |
| | 275 Others: Other tools and apparatus | 1 | 1 | 0 | 0 | 0 | 0 |
| | 070 Container and package made of plastic | 1 | 0 | 0 | 0 | 0 | 0 |
| France | | | | | | | |
| | 235 Mineral waters | 2,252 | 172,793 | 113 | 4,816 | 0 | 0 |
| | 241 Fruits wine | 81,195 | 75,226 | 627 | 958 | 0 | 0 |
| | 100 Maize | 9 | 47,847 | 2 | 2,040 | 0 | 0 |
| | 238 Other soft drinks | 1,123 | 14,626 | 237 | 1,070 | 0 | 0 |
| | 049 Thickening agent for stabilization | 899 | 14,293 | 23 | 124 | 0 | 0 |
| Monaco | | | | | | | |
| | 042 Bonito, tuna, mackerel | 2 | 25 | 0 | 0 | 0 | 0 |
| | 189 Syruped nuts and seeds | 2 | 1 | 0 | 0 | 0 | 0 |
| | 188 Paste | 2 | 1 | 2 | 1 | 0 | 0 |
| | 244 Tableware made of glass, ceramics or enamel | 7 | 0 | 7 | 0 | 0 | 0 |
| | 256 Cookware made of wood, bamboo or rattan | 1 | 0 | 0 | 0 | 0 | 0 |
| Germany | | | | | | | |
| | 221 Saccharides | 340 | 17,524 | 18 | 407 | 0 | 0 |
| | 049 Thickening agent for stabilization | 475 | 15,381 | 36 | 718 | 0 | 0 |
| | 235 Mineral waters | 140 | 10,568 | 16 | 211 | 0 | 0 |
| | 026 Cheese and cheese curd | 1,031 | 9,367 | 42 | 82 | 0 | 0 |
| | 241 Fruits wine | 4,243 | 6,595 | 37 | 11 | 0 | 0 |
| Switzerland | | | | | | | |
| | 238 Other soft drinks | 296 | 27,811 | 11 | 641 | 0 | 0 |
| | 228 Western-style cake | 3,875 | 1,282 | 502 | 126 | 0 | 0 |
| | 026 Cheese and cheese curd | 527 | 558 | 2 | 1 | 0 | 0 |
| | 190 Coffee product | 453 | 451 | 2 | 0 | 0 | 0 |
| | 137 Cereals: Frozen food | 289 | 325 | 26 | 21 | 0 | 0 |
| Principality of Liechtenstein | | | | | | | |
| | 156 Vegetables: Tightly-packaged food pasteurized by pressing and heating | 1 | 1 | 1 | 1 | 0 | 0 |
| | 259 Others: Cookware | 2 | 0 | 0 | 0 | 0 | 0 |
| | 241 Fruits wine | 1 | 0 | 0 | 0 | 0 | 0 |
| Portugal | | | | | | | |
| | 154 Puree and paste | 324 | 26,126 | 0 | 0 | 0 | 0 |
| | 241 Fruits wine | 1,333 | 1,445 | 12 | 5 | 0 | 0 |
| | 155 Vegetables: Frozen food | 69 | 639 | 7 | 57 | 0 | 0 |
| | 226 Oils and fats from vegetables | 54 | 514 | 0 | 0 | 0 | 0 |
| | 228 Western-style cake | 115 | 318 | 17 | 47 | 0 | 0 |
| Spain | | | | | | | |
| | 241 Fruits wine | 10,472 | 38,060 | 148 | 164 | 0 | 0 |
| | 003 Pork | 1,731 | 28,120 | 24 | 243 | 2 | 1 |
| | 226 Oils and fats from vegetables | 1,676 | 24,761 | 41 | 214 | 0 | 0 |
| | 154 Puree and paste | 101 | 11,432 | 0 | 0 | 0 | 0 |
| | 238 Other soft drinks | 1,170 | 6,098 | 78 | 425 | 1 | 12 |
| Italy | | | | | | | |
| | 153 Boiled vegetables in water | 2,710 | 96,040 | 41 | 668 | 0 | 0 |
| | 135 Noodles (other than frozen food) | 6,224 | 94,290 | 108 | 468 | 0 | 0 |
| | 241 Fruits wine | 28,582 | 53,442 | 199 | 417 | 0 | 0 |
| | 226 Oils and fats from vegetables | 5,173 | 28,655 | 148 | 167 | 0 | 0 |
| | 157 Other preparations of vegetables | 1,241 | 22,998 | 72 | 357 | 1 | 0 |
| San Marino | | | | | | | |
| | 241 Fruits wine | 4 | 1 | 0 | 0 | 0 | 0 |
| Malta | | | | | | | |
| | 042 Bonito, tuna, mackerel | 173 | 3,412 | 0 | 0 | 0 | 0 |
| | 064 Sliced/shucked fresh fish (including frozen food) | 2 | 12 | 0 | 0 | 0 | 0 |
| | 014 Other aquatic food | 4 | 4 | 0 | 0 | 0 | 0 |
| | 242 Beer | 2 | 1 | 0 | 0 | 0 | 0 |
| | 078 Accessory toys, transfer pictures and tumble dolls | 36 | 0 | 36 | 0 | 0 | 0 |
| Finland | | | | | | | |
| | 046 Sweetener | 91 | 2,319 | 2 | 19 | 0 | 0 |
| | 221 Saccharides | 46 | 1,681 | 0 | 0 | 0 | 0 |
| | 003 Pork | 83 | 1,477 | 1 | 10 | 0 | 0 |
| | 074 Container and package made of paper, cloth or leather | 10 | 1,249 | 0 | 0 | 0 | 0 |
| | 191 Cocoa product | 39 | 931 | 1 | 18 | 0 | 0 |
| Poland | | | | | | | |
| | 003 Pork | 1,140 | 24,264 | 5 | 114 | 0 | 0 |
| | 004 Other fresh livestock food | 148 | 3,050 | 0 | 0 | 0 | 0 |
| | 157 Other preparations of vegetables | 90 | 2,955 | 4 | 28 | 0 | 0 |
| | 208 Other processed agricultural food, not elsewhere classified | 27 | 1,873 | 0 | 0 | 0 | 0 |
| | 064 Sliced/shucked fresh fish (including frozen food) | 110 | 637 | 13 | 51 | 0 | 0 |
| Russian Federation | | | | | | | |
| | 052 Other fish | 943 | 49,488 | 45 | 3,255 | 0 | 0 |
| | 014 Other aquatic food | 838 | 27,805 | 11 | 134 | 0 | 0 |
| | 056 Crab | 2,138 | 26,621 | 81 | 1,422 | 0 | 0 |
| | 079 Processed and cooked aquatic animals | 743 | 18,209 | 100 | 2,486 | 0 | 0 |
| | 058 Other aquatic animals | 712 | 9,067 | 0 | 0 | 0 | 0 |
| Austria | | | | | | | |
| | 003 Pork | 366 | 8,812 | 3 | 72 | 0 | 0 |
| | 237 Fruits juice for raw material | 180 | 8,101 | 22 | 473 | 0 | 0 |
| | 055 Sour agent | 66 | 3,033 | 5 | 126 | 0 | 0 |
| | 238 Other soft drinks | 123 | 2,061 | 39 | 258 | 0 | 0 |
| | 056 Seasoning | 44 | 1,592 | 1 | 21 | 0 | 0 |
| Hungary | | | | | | | |
| | 003 Pork | 700 | 15,843 | 5 | 118 | 0 | 0 |
| | 012 Domestic duck | 644 | 1,390 | 10 | 6 | 0 | 0 |
| | 228 Western-style cake | 236 | 878 | 14 | 23 | 0 | 0 |
| | 037 Honey | 63 | 870 | 14 | 221 | 0 | 0 |
| | 019 Heated meat product (packaging after heating) | 77 | 444 | 14 | 49 | 0 | 0 |
| Serbia | | | | | | | |
| | 124 Berry fruits | 91 | 418 | 9 | 18 | 0 | 0 |
| | 042 Other foods, not elsewhere classified | 61 | 341 | 0 | 0 | 0 | 0 |
| | 120 Stone fruits | 47 | 267 | 6 | 5 | 0 | 0 |
| | 238 Other soft drinks | 10 | 25 | 5 | 14 | 0 | 0 |

| | | | | | | | |
|---------------------------------------|---|-------|--------|-----|-------|---|----|
| Albania | 186 Other preparations of fruits | 1 | 20 | 0 | 0 | 0 | 0 |
| | 272 Other tools and apparatus made of wood, bamboo or rattan | 7 | 1 | 0 | 0 | 0 | 0 |
| | 066 Processed and cooked fish | 1 | 0 | 0 | 0 | 0 | 0 |
| | 256 Cookware made of wood, bamboo or rattan | 2 | 0 | 0 | 0 | 0 | 0 |
| | 248 Tableware made of wood, bamboo or rattan | 1 | 0 | 0 | 0 | 0 | 0 |
| | 259 Others: Cookware | 1 | 0 | 0 | 0 | 0 | 0 |
| Greece | 182 Syruped fruits | 332 | 7,263 | 14 | 333 | 0 | 0 |
| | 135 Noodles (other than frozen food) | 125 | 3,497 | 1 | 1 | 0 | 0 |
| | 127 Oil seeds (for extraction of cooking oil) | 20 | 2,532 | 0 | 0 | 0 | 0 |
| | 154 Puree and paste | 34 | 1,531 | 0 | 0 | 0 | 0 |
| | 058 Other aquatic animals | 29 | 482 | 0 | 0 | 0 | 0 |
| Romania | 037 Honey | 21 | 326 | 13 | 146 | 0 | 0 |
| | 241 Fruits wine | 289 | 73 | 2 | 0 | 0 | 0 |
| | 228 Western-style cake | 64 | 38 | 3 | 1 | 0 | 0 |
| | 244 Tableware made of glass, ceramics or enamel | 1,026 | 36 | 5 | 0 | 0 | 0 |
| | 235 Mineral waters | 3 | 34 | 1 | 15 | 0 | 0 |
| Bulgaria | 074 Shellfish: Frozen food | 32 | 602 | 0 | 0 | 0 | 0 |
| | 241 Fruits wine | 120 | 161 | 3 | 8 | 0 | 0 |
| | 183 Jam and marmalade | 40 | 125 | 2 | 5 | 0 | 0 |
| | 239 Grape must and malt | 2 | 97 | 0 | 0 | 0 | 0 |
| | 078 Accessory toys, transfer pictures and tumble dolls | 49 | 89 | 0 | 0 | 0 | 0 |
| Cyprus | 044 Sea bass, sea bream, croaker | 3 | 142 | 0 | 0 | 0 | 0 |
| | 238 Other soft drinks | 26 | 73 | 13 | 35 | 0 | 0 |
| | 241 Fruits wine | 4 | 8 | 0 | 0 | 0 | 0 |
| | 148 Other preparations of pulses | 3 | 5 | 1 | 3 | 0 | 0 |
| | 139 Other preparations of cereals | 3 | 4 | 0 | 0 | 0 | 0 |
| Turkey | 135 Noodles (other than frozen food) | 966 | 25,890 | 14 | 245 | 0 | 0 |
| | 154 Puree and paste | 316 | 15,491 | 3 | 73 | 0 | 0 |
| | 226 Oils and fats from vegetables | 295 | 3,724 | 18 | 101 | 0 | 0 |
| | 179 Dried fruits (including powdered fruits) | 283 | 3,020 | 163 | 1,365 | 4 | 37 |
| | 153 Boiled vegetables in water | 47 | 2,754 | 2 | 0 | 0 | 0 |
| Estonia | 243 Other alcoholic beverages | 13 | 75 | 2 | 2 | 0 | 0 |
| | 047 Flatfish, sole | 1 | 49 | 0 | 0 | 0 | 0 |
| | 080 Aquatic animals: Frozen food | 2 | 26 | 2 | 26 | 0 | 0 |
| | 233 Health food derived from microorganisms | 27 | 14 | 0 | 0 | 0 | 0 |
| | 240 Spirits | 18 | 5 | 0 | 0 | 0 | 0 |
| Latvia | 044 Sea bass, sea bream, croaker | 3 | 320 | 0 | 0 | 0 | 0 |
| | 124 Berry fruits | 4 | 300 | 0 | 0 | 0 | 0 |
| | 052 Other fish | 1 | 263 | 0 | 0 | 0 | 0 |
| | 240 Spirits | 16 | 129 | 0 | 0 | 0 | 0 |
| | 235 Mineral waters | 2 | 109 | 0 | 0 | 0 | 0 |
| Lithuania | 039 Frozen food | 19 | 99 | 6 | 10 | 0 | 0 |
| | 042 Other foods, not elsewhere classified | 9 | 60 | 0 | 0 | 0 | 0 |
| | 047 Flatfish, sole | 1 | 53 | 0 | 0 | 0 | 0 |
| | 269 Other tools and apparatus made of plastic | 53 | 45 | 1 | 0 | 0 | 0 |
| | 052 Other fish | 1 | 45 | 0 | 0 | 0 | 0 |
| Ukraine | 133 Flour of miscellaneous cereals | 1 | 140 | 0 | 0 | 0 | 0 |
| | 052 Other fish | 5 | 27 | 0 | 0 | 0 | 0 |
| | 241 Fruits wine | 103 | 11 | 0 | 0 | 0 | 0 |
| | 228 Western-style cake | 158 | 6 | 17 | 1 | 1 | 0 |
| | 240 Spirits | 22 | 5 | 0 | 0 | 0 | 0 |
| Republic of Belarus | 115 Mushroom | 13 | 0 | 13 | 0 | 0 | 0 |
| Republic of Moldova | 241 Fruits wine | 108 | 67 | 5 | 9 | 0 | 0 |
| | 037 Honey | 3 | 1 | 3 | 1 | 0 | 0 |
| | 210 Stew | 1 | 1 | 0 | 0 | 0 | 0 |
| | 238 Other soft drinks | 4 | 0 | 4 | 0 | 0 | 0 |
| | 228 Western-style cake | 10 | 0 | 0 | 0 | 0 | 0 |
| Croatia | 042 Bonito, tuna, mackerel | 61 | 1,927 | 0 | 0 | 0 | 0 |
| | 241 Fruits wine | 33 | 10 | 5 | 1 | 0 | 0 |
| | 263 Machines and apparatus for food manufacture made of metal | 3 | 5 | 0 | 0 | 0 | 0 |
| | 251 Others: Tableware | 79 | 4 | 5 | 0 | 0 | 0 |
| | 228 Western-style cake | 15 | 2 | 3 | 0 | 0 | 0 |
| Slovenia | 241 Fruits wine | 73 | 42 | 0 | 0 | 0 | 0 |
| | 244 Tableware made of glass, ceramics or enamel | 105 | 6 | 8 | 0 | 0 | 0 |
| | 267 Others: Machines and apparatus for food manufacture | 3 | 5 | 0 | 0 | 0 | 0 |
| | 242 Beer | 1 | 2 | 0 | 0 | 0 | 0 |
| | 228 Western-style cake | 2 | 0 | 0 | 0 | 0 | 0 |
| Bosnia and Herzegovina | 241 Fruits wine | 25 | 0 | 0 | 0 | 0 | 0 |
| | 078 Accessory toys, transfer pictures and tumble dolls | 3 | 0 | 2 | 0 | 0 | 0 |
| | 211 Sauce | 11 | 0 | 0 | 0 | 0 | 0 |
| | 115 Mushroom | 7 | 0 | 7 | 0 | 0 | 0 |
| Former Yugoslav Republic of Macedonia | 239 Grape must and malt | 26 | 926 | 0 | 0 | 0 | 0 |
| | 139 Other preparations of cereals | 14 | 17 | 4 | 2 | 0 | 0 |
| | 175 Other processed wild grass product and spices | 28 | 3 | 0 | 0 | 0 | 0 |
| | 115 Mushroom | 9 | 0 | 9 | 0 | 0 | 0 |
| Czech | 242 Beer | 192 | 314 | 0 | 0 | 0 | 0 |
| | 078 Accessory toys, transfer pictures and tumble dolls | 542 | 234 | 55 | 13 | 0 | 0 |
| | 074 Container and package made of paper, cloth or leather | 7 | 224 | 0 | 0 | 0 | 0 |
| | 244 Tableware made of glass, ceramics or enamel | 772 | 221 | 77 | 2 | 0 | 0 |
| | 228 Western-style cake | 49 | 113 | 4 | 1 | 0 | 0 |

| | | | | | | | |
|-----------------------------|--|--------|-----------|-------|-----------|-----|--------|
| Slovak | 244 Tableware made of glass, ceramics or enamel | 278 | 122 | 26 | 1 | 0 | 0 |
| | 034 Other flesh and fowl preparations | 7 | 104 | 1 | 20 | 0 | 0 |
| | 273 Other tools and apparatus made of paper, cloth or leather | 390 | 50 | 0 | 0 | 0 | 0 |
| | 257 Cookware made of paper, cloth or leather | 203 | 29 | 0 | 0 | 0 | 0 |
| | 263 Machines and apparatus for food manufacture made of metal | 10 | 16 | 0 | 0 | 0 | 0 |
| Montenegro | 115 Mushroom | 1 | 0 | 1 | 0 | 0 | 0 |
| North America | | | | | | | |
| Greenland | 055 Lobster, prawn, shrimp | 39 | 715 | 7 | 59 | 0 | 0 |
| | 080 Aquatic animals: Frozen food | 29 | 552 | 10 | 195 | 0 | 0 |
| | 052 Other fish | 9 | 500 | 0 | 0 | 0 | 0 |
| | 047 Flatfish, sole | 12 | 466 | 1 | 112 | 0 | 0 |
| | 044 Sea bass, sea bream, croaker | 3 | 66 | 0 | 0 | 0 | 0 |
| Canada | 127 Oil seeds (for extraction of cooking oil) | 33 | 2,199,618 | 16 | 401 | 6 | 84 |
| | 096 Wheat | 156 | 1,241,061 | 27 | 77,017 | 6 | 179 |
| | 106 Soybean | 2,600 | 346,654 | 160 | 10,514 | 1 | 3 |
| | 003 Pork | 10,675 | 204,787 | 108 | 1,876 | 0 | 0 |
| | 095 Barley | 16 | 42,955 | 5 | 2,079 | 2 | 43 |
| U.S.A. | 100 Maize | 2,587 | 3,531,214 | 2,574 | 3,526,704 | 102 | 85,971 |
| | 096 Wheat | 148 | 2,927,176 | 59 | 187,648 | 13 | 97 |
| | 106 Soybean | 1,558 | 1,548,818 | 165 | 11,467 | 5 | 211 |
| | 003 Pork | 25,097 | 417,634 | 197 | 2,761 | 0 | 0 |
| | 092 Non-glutinous rice | 385 | 310,392 | 100 | 36,954 | 3 | 23 |
| Mexico | 222 Salts | 77 | 339,882 | 0 | 0 | 0 | 0 |
| | 123 Tropical fruits | 3,941 | 63,182 | 3,137 | 57,030 | 8 | 39 |
| | 003 Pork | 5,490 | 60,087 | 43 | 492 | 0 | 0 |
| | 113 Cucurbitaceous vegetables | 1,094 | 56,311 | 21 | 825 | 0 | 0 |
| | 001 Beef | 3,505 | 29,284 | 22 | 326 | 0 | 0 |
| Guatemala | 128 Coffee bean | 1,286 | 30,093 | 220 | 4,531 | 0 | 0 |
| | 130 Other nuts and seeds | 146 | 7,860 | 36 | 2,461 | 0 | 0 |
| | 127 Oil seeds (for extraction of cooking oil) | 145 | 4,116 | 22 | 864 | 2 | 23 |
| | 123 Tropical fruits | 45 | 844 | 4 | 75 | 0 | 0 |
| | 155 Vegetables: Frozen food | 64 | 804 | 22 | 206 | 0 | 0 |
| Honduras | 128 Coffee bean | 151 | 6,702 | 25 | 855 | 0 | 0 |
| | 130 Other nuts and seeds | 22 | 593 | 5 | 144 | 0 | 0 |
| | 001 Beef | 2 | 25 | 0 | 0 | 0 | 0 |
| | 127 Oil seeds (for extraction of cooking oil) | 1 | 18 | 1 | 18 | 0 | 0 |
| | 194 Other preparations of nuts and seeds | 1 | 18 | 1 | 18 | 0 | 0 |
| Belize | 237 Fruits juice for raw material | 43 | 3,484 | 3 | 164 | 0 | 0 |
| | 042 Bonito, tuna, mackerel | 47 | 1,208 | 0 | 0 | 0 | 0 |
| | 218 Chili pepper preparations | 47 | 96 | 4 | 8 | 0 | 0 |
| | 054 Gum base | 1 | 11 | 0 | 0 | 0 | 0 |
| El Salvador | 128 Coffee bean | 180 | 5,809 | 15 | 439 | 0 | 0 |
| | 275 Others: Other tools and apparatus | 3 | 1 | 0 | 0 | 0 | 0 |
| Nicaragua | 128 Coffee bean | 101 | 2,483 | 11 | 235 | 0 | 0 |
| | 130 Other nuts and seeds | 10 | 1,440 | 1 | 104 | 0 | 0 |
| | 127 Oil seeds (for extraction of cooking oil) | 21 | 839 | 8 | 282 | 0 | 0 |
| | 001 Beef | 146 | 597 | 0 | 0 | 0 | 0 |
| | 055 Lobster, prawn, shrimp | 6 | 83 | 2 | 29 | 0 | 0 |
| Costa Rica | 237 Fruits juice for raw material | 111 | 3,342 | 19 | 410 | 0 | 0 |
| | 128 Coffee bean | 123 | 2,069 | 6 | 115 | 0 | 0 |
| | 186 Other preparations of fruits | 50 | 989 | 3 | 37 | 0 | 0 |
| | 123 Tropical fruits | 32 | 437 | 3 | 1 | 0 | 0 |
| | 055 Lobster, prawn, shrimp | 5 | 150 | 1 | 11 | 0 | 0 |
| Panama | 001 Beef | 57 | 327 | 0 | 0 | 0 | 0 |
| | 042 Bonito, tuna, mackerel | 1 | 121 | 0 | 0 | 0 | 0 |
| | 128 Coffee bean | 29 | 114 | 3 | 7 | 0 | 0 |
| | 123 Tropical fruits | 4 | 38 | 0 | 0 | 0 | 0 |
| | 064 Sliced/shucked fresh fish (including frozen food) | 1 | 6 | 0 | 0 | 0 | 0 |
| Bermuda | 240 Spirits | 3 | 1 | 0 | 0 | 0 | 0 |
| The Commonwealth of Bahamas | 240 Spirits | 6 | 7 | 0 | 0 | 0 | 0 |
| | 077 Sliced/shucked fresh aquatic animals (including frozen food) | 1 | 1 | 0 | 0 | 0 | 0 |
| | 055 Lobster, prawn, shrimp | 1 | 1 | 1 | 1 | 0 | 0 |
| Jamaica | 128 Coffee bean | 127 | 461 | 7 | 37 | 0 | 0 |
| | 240 Spirits | 101 | 206 | 0 | 0 | 0 | 0 |
| | 239 Grape must and malt | 5 | 95 | 0 | 0 | 0 | 0 |
| | 164 Allspice | 6 | 68 | 1 | 10 | 0 | 0 |
| | 242 Beer | 6 | 42 | 0 | 0 | 0 | 0 |
| Barbados | 240 Spirits | 7 | 1 | 0 | 0 | 0 | 0 |
| | 243 Other alcoholic beverages | 1 | 0 | 0 | 0 | 0 | 0 |
| Trinidad and Tobago | 129 Cacao bean | 4 | 38 | 1 | 12 | 0 | 0 |
| | 243 Other alcoholic beverages | 12 | 3 | 4 | 1 | 0 | 0 |
| | 240 Spirits | 5 | 1 | 0 | 0 | 0 | 0 |
| Cuba | 128 Coffee bean | 10 | 215 | 1 | 54 | 0 | 0 |
| | 079 Processed and cooked aquatic animals | 13 | 137 | 1 | 9 | 0 | 0 |
| | 055 Lobster, prawn, shrimp | 29 | 126 | 7 | 35 | 0 | 0 |
| | 240 Spirits | 61 | 92 | 6 | 0 | 0 | 0 |
| | 037 Honey | 2 | 72 | 1 | 54 | 0 | 0 |
| Haiti | 128 Coffee bean | 4 | 59 | 1 | 17 | 0 | 0 |

| | | | | | | | |
|---|--|--------|---------|-----|--------|---|-----|
| | 240 Spirits | 14 | 2 | 0 | 0 | 0 | 0 |
| | 180 Temporarily stored fruits | 1 | 0 | 0 | 0 | 0 | 0 |
| | 059 Flavoring agent | 2 | 0 | 0 | 0 | 0 | 0 |
| Dominican Republic | | | | | | | |
| | 129 Cacao bean | 32 | 1,027 | 4 | 126 | 0 | 0 |
| | 128 Coffee bean | 23 | 247 | 3 | 50 | 0 | 0 |
| | 240 Spirits | 16 | 68 | 3 | 0 | 0 | 0 |
| | 123 Tropical fruits | 15 | 18 | 3 | 5 | 0 | 0 |
| | 125 Other fruits | 2 | 0 | 0 | 0 | 0 | 0 |
| Puerto Rico (U.S.A.) | | | | | | | |
| | 240 Spirits | 236 | 924 | 2 | 0 | 0 | 0 |
| | 239 Grape must and malt | 6 | 269 | 0 | 0 | 0 | 0 |
| | 130 Other nuts and seeds | 5 | 125 | 0 | 0 | 0 | 0 |
| | 275 Others: Other tools and apparatus | 788 | 66 | 2 | 0 | 0 | 0 |
| | 042 Bonito, tuna, mackerel | 2 | 0 | 0 | 0 | 0 | 0 |
| United States Virgin Islands | | | | | | | |
| | 240 Spirits | 5 | 0 | 0 | 0 | 0 | 0 |
| Netherland Antilles | | | | | | | |
| | 243 Other alcoholic beverages | 5 | 1 | 0 | 0 | 0 | 0 |
| | 240 Spirits | 3 | 0 | 0 | 0 | 0 | 0 |
| French West Indies (including Guadeloupe) | | | | | | | |
| | 248 Tableware made of wood, bamboo or rattan | 4 | 40 | 0 | 0 | 0 | 0 |
| | 240 Spirits | 26 | 2 | 0 | 0 | 0 | 0 |
| | 128 Coffee bean | 3 | 0 | 0 | 0 | 0 | 0 |
| French West Indies | | | | | | | |
| | 240 Spirits | 77 | 9 | 0 | 0 | 0 | 0 |
| | 221 Saccharides | 2 | 1 | 0 | 0 | 0 | 0 |
| | 243 Other alcoholic beverages | 1 | 0 | 1 | 0 | 0 | 0 |
| Grenada | | | | | | | |
| | 129 Cacao bean | 1 | 0 | 0 | 0 | 0 | 0 |
| Saint Lucia | | | | | | | |
| | 240 Spirits | 2 | 0 | 0 | 0 | 0 | 0 |
| Antigua and Barbuda | | | | | | | |
| | 240 Spirits | 3 | 0 | 0 | 0 | 0 | 0 |
| Commonwealth of Dominica | | | | | | | |
| | 043 Horse mackerel, yellowtail, dolphinfish | 2 | 168 | 0 | 0 | 0 | 0 |
| British Anguilla | | | | | | | |
| | 240 Spirits | 3 | 1 | 0 | 0 | 0 | 0 |
| South America | | | | | | | |
| Columbia | | | | | | | |
| | 128 Coffee bean | 983 | 46,669 | 140 | 4,849 | 0 | 0 |
| | 123 Tropical fruits | 153 | 2,333 | 6 | 78 | 0 | 0 |
| | 044 Powdered soft drinks | 182 | 605 | 25 | 110 | 0 | 0 |
| | 190 Coffee product | 24 | 395 | 0 | 0 | 0 | 0 |
| | 155 Vegetables: Frozen food | 18 | 269 | 4 | 46 | 0 | 0 |
| Venezuela | | | | | | | |
| | 129 Cacao bean | 168 | 4,375 | 168 | 4,375 | 8 | 199 |
| | 240 Spirits | 34 | 16 | 2 | 1 | 0 | 0 |
| | 228 Western-style cake | 9 | 6 | 2 | 0 | 0 | 0 |
| Guyana | | | | | | | |
| | 240 Spirits | 20 | 4 | 0 | 0 | 0 | 0 |
| Suriname | | | | | | | |
| | 069 Fish meat kneaded products | 30 | 289 | 0 | 0 | 0 | 0 |
| | 055 Lobster, prawn, shrimp | 34 | 253 | 1 | 9 | 0 | 0 |
| Ecuador | | | | | | | |
| | 123 Tropical fruits | 1,509 | 35,664 | 73 | 1,582 | 0 | 0 |
| | 155 Vegetables: Frozen food | 981 | 14,389 | 48 | 691 | 0 | 0 |
| | 129 Cacao bean | 144 | 3,521 | 144 | 3,521 | 3 | 74 |
| | 237 Fruits juice for raw material | 32 | 1,555 | 5 | 216 | 0 | 0 |
| | 191 Cocoa product | 41 | 1,100 | 4 | 100 | 0 | 0 |
| Peru | | | | | | | |
| | 123 Tropical fruits | 525 | 7,752 | 37 | 517 | 0 | 0 |
| | 077 Sliced/shucked fresh aquatic animals (including frozen food) | 391 | 7,737 | 3 | 26 | 0 | 0 |
| | 155 Vegetables: Frozen food | 231 | 2,823 | 54 | 523 | 0 | 0 |
| | 079 Processed and cooked aquatic animals | 99 | 2,342 | 8 | 162 | 0 | 0 |
| | 058 Other aquatic animals | 67 | 1,613 | 9 | 231 | 0 | 0 |
| Bolivia | | | | | | | |
| | 130 Other nuts and seeds | 46 | 1,454 | 28 | 830 | 2 | 46 |
| | 221 Saccharides | 27 | 1,355 | 5 | 199 | 0 | 0 |
| | 127 Oil seeds (for extraction of cooking oil) | 48 | 1,276 | 12 | 226 | 0 | 0 |
| | 107 Adzuki beans | 28 | 574 | 4 | 133 | 1 | 45 |
| | 222 Salts | 20 | 181 | 0 | 0 | 0 | 0 |
| Chile | | | | | | | |
| | 052 Other fish | 4,401 | 127,026 | 68 | 2,088 | 0 | 0 |
| | 064 Sliced/shucked fresh fish (including frozen food) | 2,903 | 54,048 | 233 | 3,992 | 4 | 62 |
| | 241 Fruits wine | 6,639 | 36,154 | 20 | 125 | 0 | 0 |
| | 003 Pork | 2,840 | 35,531 | 44 | 457 | 0 | 0 |
| | 154 Puree and paste | 184 | 16,635 | 0 | 0 | 0 | 0 |
| Brazil | | | | | | | |
| | 106 Soybean | 17 | 579,200 | 8 | 146 | 2 | 20 |
| | 011 Chicken | 18,599 | 385,581 | 485 | 9,114 | 0 | 0 |
| | 100 Maize | 88 | 275,296 | 25 | 55,563 | 0 | 0 |
| | 128 Coffee bean | 4,227 | 136,286 | 461 | 12,670 | 0 | 0 |
| | 237 Fruits juice for raw material | 527 | 75,073 | 47 | 4,489 | 0 | 0 |
| Paraguay | | | | | | | |
| | 130 Other nuts and seeds | 63 | 9,180 | 9 | 1,761 | 0 | 0 |
| | 127 Oil seeds (for extraction of cooking oil) | 36 | 6,314 | 8 | 1,346 | 1 | 156 |
| | 203 Substitute for tea | 28 | 35 | 5 | 9 | 0 | 0 |
| | 105 Peanuts | 1 | 25 | 1 | 25 | 0 | 0 |
| | 220 Sugar | 1 | 20 | 0 | 0 | 0 | 0 |
| Uruguay | | | | | | | |
| | 059 Flavoring agent | 511 | 1,058 | 0 | 0 | 0 | 0 |
| | 055 Sour agent | 542 | 478 | 0 | 0 | 0 | 0 |
| | 044 Sea bass, sea bream, croaker | 17 | 398 | 0 | 0 | 0 | 0 |
| | 056 Seasoning | 200 | 206 | 3 | 2 | 0 | 0 |
| | 237 Fruits juice for raw material | 5 | 119 | 1 | 24 | 0 | 0 |
| Argentina | | | | | | | |
| | 237 Fruits juice for raw material | 568 | 24,621 | 41 | 1,433 | 0 | 0 |
| | 055 Lobster, prawn, shrimp | 650 | 13,587 | 134 | 2,336 | 0 | 0 |
| | 239 Grape must and malt | 217 | 8,222 | 0 | 0 | 0 | 0 |

| | | | | | | | | |
|--------|--|--|-----|--------|-----|--------|----|-------|
| | | 069 Fish meat kneaded products | 136 | 5,611 | 3 | 147 | 0 | 0 |
| | | 026 Cheese and cheese curd | 157 | 3,803 | 3 | 72 | 0 | 0 |
| | Falkland Island and Dependencies (Br.) | | | | | | | |
| | | 064 Sliced/shucked fresh fish (including frozen food) | 2 | 31 | 0 | 0 | 0 | 0 |
| | | 058 Other aquatic animals | 2 | 25 | 1 | 5 | 0 | 0 |
| | | 052 Other fish | 1 | 1 | 0 | 0 | 0 | 0 |
| Africa | | | | | | | | |
| | Morocco | | | | | | | |
| | | 058 Other aquatic animals | 702 | 15,777 | 8 | 106 | 0 | 0 |
| | | 175 Other processed wild grass product and spices | 82 | 2,479 | 8 | 111 | 0 | 0 |
| | | 084 Dried seaweed | 39 | 777 | 1 | 14 | 0 | 0 |
| | | 042 Bonito, tuna, mackerel | 14 | 707 | 0 | 0 | 0 | 0 |
| | | 150 Flour | 19 | 357 | 2 | 20 | 0 | 0 |
| | Tunisia | | | | | | | |
| | | 042 Bonito, tuna, mackerel | 28 | 1,182 | 0 | 0 | 0 | 0 |
| | | 135 Noodles (other than frozen food) | 89 | 1,079 | 0 | 0 | 0 | 0 |
| | | 226 Oils and fats from vegetables | 32 | 69 | 3 | 2 | 0 | 0 |
| | | 058 Other aquatic animals | 1 | 14 | 0 | 0 | 0 | 0 |
| | | 241 Fruits wine | 21 | 11 | 0 | 0 | 0 | 0 |
| | Egypt | | | | | | | |
| | | 183 Jam and marmalade | 86 | 1,959 | 13 | 131 | 0 | 0 |
| | | 155 Vegetables: Frozen food | 33 | 1,655 | 7 | 522 | 0 | 0 |
| | | 124 Berry fruits | 24 | 1,171 | 1 | 24 | 0 | 0 |
| | | 149 Dried vegetables | 44 | 752 | 2 | 21 | 0 | 0 |
| | | 130 Other nuts and seeds | 13 | 323 | 2 | 38 | 0 | 0 |
| | Sudan | | | | | | | |
| | | 130 Other nuts and seeds | 58 | 983 | 9 | 172 | 1 | 19 |
| | | 049 Thickening agent for stabilization | 5 | 61 | 2 | 20 | 0 | 0 |
| | | 175 Other processed wild grass product and spices | 3 | 0 | 0 | 0 | 0 | 0 |
| | | 188 Paste | 1 | 0 | 0 | 0 | 0 | 0 |
| | | 133 Flour of miscellaneous cereals | 2 | 0 | 0 | 0 | 0 | 0 |
| | Mauritania | | | | | | | |
| | | 058 Other aquatic animals | 514 | 22,843 | 4 | 103 | 0 | 0 |
| | | 077 Sliced/shucked fresh aquatic animals (including frozen food) | 1 | 48 | 0 | 0 | 0 | 0 |
| | | 014 Other aquatic food | 4 | 1 | 0 | 0 | 0 | 0 |
| | | 044 Sea bass, sea bream, croaker | 3 | 0 | 0 | 0 | 0 | 0 |
| | | 047 Flatfish, sole | 2 | 0 | 0 | 0 | 0 | 0 |
| | Senegal | | | | | | | |
| | | 058 Other aquatic animals | 148 | 2,462 | 1 | 145 | 0 | 0 |
| | | 042 Bonito, tuna, mackerel | 10 | 198 | 0 | 0 | 0 | 0 |
| | | 073 Processed and cooked shellfish | 15 | 152 | 0 | 0 | 0 | 0 |
| | | 077 Sliced/shucked fresh aquatic animals (including frozen food) | 7 | 48 | 0 | 0 | 0 | 0 |
| | | 084 Dried seaweed | 4 | 45 | 0 | 0 | 0 | 0 |
| | Sierra Leone | | | | | | | |
| | | 178 Fermented tea | 1 | 1 | 0 | 0 | 0 | 0 |
| | | 244 Tableware made of glass, ceramics or enamel | 4 | 0 | 1 | 0 | 0 | 0 |
| | Republic of Cote d'Ivoire | | | | | | | |
| | | 191 Cocoa product | 62 | 2,409 | 3 | 55 | 0 | 0 |
| | | 129 Cacao bean | 18 | 1,004 | 6 | 270 | 0 | 0 |
| | Ghana | | | | | | | |
| | | 129 Cacao bean | 546 | 43,214 | 546 | 43,214 | 18 | 1,273 |
| | | 191 Cocoa product | 104 | 2,990 | 7 | 130 | 0 | 0 |
| | | 042 Bonito, tuna, mackerel | 17 | 411 | 0 | 0 | 0 | 0 |
| | | 058 Other aquatic animals | 4 | 49 | 0 | 0 | 0 | 0 |
| | | 242 Beer | 12 | 9 | 1 | 0 | 0 | 0 |
| | Togo | | | | | | | |
| | | 179 Dried fruits (including powdered fruits) | 2 | 0 | 1 | 0 | 0 | 0 |
| | Burkina Faso | | | | | | | |
| | | 127 Oil seeds (for extraction of cooking oil) | 57 | 16,353 | 11 | 3,210 | 0 | 0 |
| | | 130 Other nuts and seeds | 6 | 275 | 1 | 92 | 0 | 0 |
| | | 179 Dried fruits (including powdered fruits) | 3 | 0 | 1 | 0 | 0 | 0 |
| | | 187 Roasted/fried nuts and seeds (other than coffee bean and cacao bean) | 4 | 0 | 0 | 0 | 0 | 0 |
| | | 194 Other preparations of nuts and seeds | 2 | 0 | 0 | 0 | 0 | 0 |
| | Canary Islands (Sp.) | | | | | | | |
| | | 058 Other aquatic animals | 2 | 59 | 0 | 0 | 0 | 0 |
| | | 238 Other soft drinks | 12 | 17 | 12 | 17 | 0 | 0 |
| | | 128 Coffee bean | 2 | 0 | 0 | 0 | 0 | 0 |
| | Nigeria | | | | | | | |
| | | 127 Oil seeds (for extraction of cooking oil) | 244 | 54,669 | 176 | 38,146 | 1 | 19 |
| | | 130 Other nuts and seeds | 54 | 1,989 | 47 | 1,489 | 0 | 0 |
| | | 242 Beer | 13 | 32 | 0 | 0 | 0 | 0 |
| | | 149 Dried vegetables | 3 | 20 | 0 | 0 | 0 | 0 |
| | | 208 Other processed agricultural food, not elsewhere classified | 2 | 6 | 0 | 0 | 0 | 0 |
| M | Rwanda | | | | | | | |
| | | 128 Coffee bean | 27 | 395 | 5 | 74 | 0 | 0 |
| | | 178 Fermented tea | 3 | 1 | 0 | 0 | 0 | 0 |
| | Cameroon | | | | | | | |
| | | 129 Cacao bean | 21 | 533 | 15 | 234 | 3 | 83 |
| | | 128 Coffee bean | 1 | 22 | 0 | 0 | 0 | 0 |
| | Republic of Congo | | | | | | | |
| | | 062 Enzyme | 1 | 0 | 0 | 0 | 0 | 0 |
| | Burundi | | | | | | | |
| | | 128 Coffee bean | 13 | 54 | 1 | 2 | 0 | 0 |
| | | 178 Fermented tea | 1 | 9 | 0 | 0 | 0 | 0 |
| | St. Helena Island and Dependencies (Br.) | | | | | | | |
| | | 052 Other fish | 7 | 60 | 0 | 0 | 0 | 0 |
| | | 055 Lobster, prawn, shrimp | 8 | 29 | 0 | 0 | 0 | 0 |
| | | 128 Coffee bean | 1 | 1 | 0 | 0 | 0 | 0 |
| | Ethiopia | | | | | | | |
| | | 128 Coffee bean | 656 | 16,207 | 154 | 3,364 | 0 | 0 |
| | | 130 Other nuts and seeds | 26 | 4,748 | 4 | 773 | 0 | 0 |
| | | 127 Oil seeds (for extraction of cooking oil) | 15 | 2,261 | 2 | 247 | 0 | 0 |
| | Kenya | | | | | | | |
| | | 178 Fermented tea | 83 | 1,111 | 8 | 83 | 0 | 0 |
| | | 128 Coffee bean | 45 | 537 | 2 | 1 | 0 | 0 |
| | | 126 Nuts | 11 | 157 | 3 | 16 | 0 | 0 |
| | | 176 Non-fermented tea | 3 | 70 | 0 | 0 | 0 | 0 |

| | | | | | | | |
|-------------------------|---|--------|---------|-----|--------|---|-----|
| Uganda | 044 Powdered soft drinks | 24 | 60 | 7 | 14 | 0 | 0 |
| | 128 Coffee bean | 42 | 702 | 6 | 110 | 0 | 0 |
| | 127 Oil seeds (for extraction of cooking oil) | 4 | 676 | 3 | 487 | 1 | 297 |
| | 064 Sliced/shucked fresh fish (including frozen food) | 18 | 319 | 0 | 0 | 0 | 0 |
| | 067 Vegetables: Frozen food | 7 | 118 | 0 | 0 | 0 | 0 |
| | 178 Fermented tea | 2 | 12 | 1 | 0 | 0 | 0 |
| Tanzania | 127 Oil seeds (for extraction of cooking oil) | 106 | 24,352 | 17 | 2,893 | 0 | 0 |
| | 128 Coffee bean | 345 | 10,992 | 27 | 948 | 0 | 0 |
| | 064 Sliced/shucked fresh fish (including frozen food) | 50 | 1,065 | 1 | 15 | 0 | 0 |
| | 130 Other nuts and seeds | 17 | 757 | 1 | 196 | 0 | 0 |
| | 042 Bonito, tuna, mackerel | 13 | 441 | 0 | 0 | 0 | 0 |
| Republic of Seychelles | 042 Bonito, tuna, mackerel | 298 | 9,477 | 0 | 0 | 0 | 0 |
| | 052 Other fish | 3 | 1 | 0 | 0 | 0 | 0 |
| Mozambique | 130 Other nuts and seeds | 71 | 1,679 | 7 | 333 | 0 | 0 |
| | 127 Oil seeds (for extraction of cooking oil) | 3 | 303 | 0 | 0 | 0 | 0 |
| | 126 Nuts | 1 | 16 | 0 | 0 | 0 | 0 |
| Madagascar | 055 Lobster, prawn, shrimp | 34 | 239 | 7 | 65 | 1 | 8 |
| | 168 Clove | 8 | 81 | 0 | 0 | 0 | 0 |
| | 079 Processed and cooked aquatic animals | 9 | 45 | 0 | 0 | 0 | 0 |
| | 083 Other processed aquatic animal product | 7 | 44 | 0 | 0 | 0 | 0 |
| | 129 Cacao bean | 3 | 25 | 0 | 0 | 0 | 0 |
| Mauritius | 052 Other fish | 14 | 233 | 0 | 0 | 0 | 0 |
| | 064 Sliced/shucked fresh fish (including frozen food) | 32 | 197 | 4 | 29 | 0 | 0 |
| | 042 Bonito, tuna, mackerel | 12 | 179 | 0 | 0 | 0 | 0 |
| | 220 Sugar | 1 | 22 | 0 | 0 | 0 | 0 |
| | 240 Spirits | 17 | 2 | 0 | 0 | 0 | 0 |
| Reunion (Fr.) | 055 Lobster, prawn, shrimp | 5 | 50 | 0 | 0 | 0 | 0 |
| | 083 Other processed aquatic animal product | 3 | 29 | 0 | 0 | 0 | 0 |
| | 079 Processed and cooked aquatic animals | 1 | 12 | 0 | 0 | 0 | 0 |
| | 175 Other processed wild grass product and spices | 7 | 8 | 2 | 1 | 0 | 0 |
| | 059 Flavoring agent | 1 | 2 | 0 | 0 | 0 | 0 |
| Zimbabwe | 128 Coffee bean | 1 | 6 | 0 | 0 | 0 | 0 |
| Namibia | 079 Processed and cooked aquatic animals | 26 | 732 | 0 | 0 | 0 | 0 |
| | 083 Other processed aquatic animal product | 10 | 87 | 0 | 0 | 0 | 0 |
| | 080 Aquatic animals: Frozen food | 5 | 44 | 1 | 13 | 0 | 0 |
| | 055 Lobster, prawn, shrimp | 7 | 25 | 0 | 0 | 0 | 0 |
| | 209 Soup | 1 | 0 | 0 | 0 | 0 | 0 |
| South Africa | 121 Citrus fruits | 1,357 | 53,803 | 90 | 2,963 | 1 | 14 |
| | 182 Syruped fruits | 850 | 15,172 | 38 | 549 | 0 | 0 |
| | 237 Fruits juice for raw material | 170 | 10,336 | 26 | 1,125 | 0 | 0 |
| | 238 Other soft drinks | 419 | 5,602 | 62 | 851 | 0 | 0 |
| | 105 Peanuts | 214 | 3,874 | 214 | 3,874 | 6 | 108 |
| Malawi | 126 Nuts | 37 | 405 | 5 | 49 | 0 | 0 |
| | 178 Fermented tea | 2 | 47 | 1 | 23 | 0 | 0 |
| | 220 Sugar | 1 | 10 | 0 | 0 | 0 | 0 |
| | 128 Coffee bean | 1 | 6 | 0 | 0 | 0 | 0 |
| | 037 Honey | 1 | 0 | 0 | 0 | 0 | 0 |
| Botswana | 186 Other preparations of fruits | 1 | 0 | 1 | 0 | 1 | 0 |
| Swaziland | 182 Syruped fruits | 18 | 346 | 1 | 36 | 0 | 0 |
| | 251 Others: Tableware | 1 | 0 | 0 | 0 | 0 | 0 |
| Oceania | | | | | | | |
| Australia | 096 Wheat | 142 | 992,886 | 18 | 54,218 | 1 | 1 |
| | 001 Beef | 34,582 | 337,630 | 351 | 3,752 | 0 | 0 |
| | 095 Barley | 71 | 192,096 | 6 | 8,981 | 1 | 0 |
| | 222 Salts | 306 | 183,077 | 8 | 49,231 | 0 | 0 |
| | 026 Cheese and cheese curd | 2,929 | 100,049 | 80 | 862 | 0 | 0 |
| Papua New Guinea | 128 Coffee bean | 64 | 2,166 | 4 | 117 | 0 | 0 |
| | 042 Bonito, tuna, mackerel | 417 | 2,143 | 0 | 0 | 0 | 0 |
| | 055 Lobster, prawn, shrimp | 31 | 329 | 0 | 0 | 0 | 0 |
| | 032 Meat extract | 6 | 27 | 0 | 0 | 0 | 0 |
| | 178 Fermented tea | 2 | 6 | 1 | 1 | 0 | 0 |
| New Zealand | 026 Cheese and cheese curd | 1,616 | 65,152 | 9 | 143 | 0 | 0 |
| | 123 Tropical fruits | 238 | 60,528 | 10 | 592 | 0 | 0 |
| | 113 Cucurbitaceous vegetables | 543 | 55,357 | 9 | 186 | 0 | 0 |
| | 001 Beef | 4,024 | 36,126 | 89 | 890 | 0 | 0 |
| | 118 Liliaceae vegetables | 829 | 23,016 | 56 | 495 | 0 | 0 |
| Cook Islands (N.Z.) | 052 Other fish | 32 | 1,673 | 0 | 0 | 0 | 0 |
| | 237 Fruits juice for raw material | 17 | 95 | 6 | 40 | 0 | 0 |
| | 042 Bonito, tuna, mackerel | 39 | 34 | 0 | 0 | 0 | 0 |
| | 238 Other soft drinks | 3 | 3 | 1 | 0 | 0 | 0 |
| Tokelau Islands (N.Z.) | 042 Bonito, tuna, mackerel | 1 | 0 | 0 | 0 | 0 | 0 |
| | 244 Tableware made of glass, ceramics or enamel | 1 | 0 | 1 | 0 | 0 | 0 |
| | 226 Oils and fats from vegetables | 1 | 0 | 0 | 0 | 0 | 0 |
| Niue Islands (N.Z.) | 237 Fruits juice for raw material | 3 | 5 | 2 | 4 | 0 | 0 |
| Samoa | 237 Fruits juice for raw material | 7 | 68 | 4 | 31 | 0 | 0 |
| | 042 Bonito, tuna, mackerel | 4 | 1 | 0 | 0 | 0 | 0 |
| The Republic of Vanuatu | 042 Bonito, tuna, mackerel | 672 | 12,071 | 0 | 0 | 0 | 0 |
| | 001 Beef | 44 | 306 | 2 | 26 | 0 | 0 |
| | 052 Other fish | 4 | 6 | 0 | 0 | 0 | 0 |
| | 231 Health food derived from vegetables | 2 | 1 | 0 | 0 | 0 | 0 |

| | | | | | | | |
|--|---|-------|-------|---|-----|---|---|
| Fiji | 043 Horse mackerel, yellowtail, dolphinfish | 1 | 0 | 0 | 0 | 0 | 0 |
| | 042 Bonito, tuna, mackerel | 1,761 | 8,382 | 0 | 0 | 0 | 0 |
| | 235 Mineral waters | 29 | 1,490 | 3 | 47 | 0 | 0 |
| | 064 Sliced/shucked fresh fish (including frozen food) | 47 | 331 | 0 | 0 | 0 | 0 |
| | 242 Beer | 3 | 14 | 0 | 0 | 0 | 0 |
| Solomon Islands | 228 Western-style cake | 9 | 1 | 5 | 0 | 0 | 0 |
| | 042 Bonito, tuna, mackerel | 132 | 1,137 | 0 | 0 | 0 | 0 |
| Tonga | 037 Honey | 1 | 0 | 0 | 0 | 0 | 0 |
| | 113 Cucurbitaceous vegetables | 34 | 1,126 | 6 | 264 | 0 | 0 |
| Kiribati | 085 Salted seaweed | 7 | 160 | 0 | 0 | 0 | 0 |
| | 042 Bonito, tuna, mackerel | 15 | 19 | 0 | 0 | 0 | 0 |
| | 237 Fruits juice for raw material | 1 | 6 | 0 | 0 | 0 | 0 |
| New Caledonia (including Chesterfield) | 042 Bonito, tuna, mackerel | 100 | 2,729 | 0 | 0 | 0 | 0 |
| | 222 Salts | 1 | 18 | 0 | 0 | 0 | 0 |
| | 064 Sliced/shucked fresh fish (including frozen food) | 19 | 1 | 3 | 0 | 0 | 0 |
| | 113 Cucurbitaceous vegetables | 15 | 2,560 | 5 | 433 | 0 | 0 |
| | 055 Lobster, prawn, shrimp | 23 | 567 | 2 | 48 | 0 | 0 |
| French Polynesia | 042 Bonito, tuna, mackerel | 141 | 341 | 0 | 0 | 0 | 0 |
| | 228 Western-style cake | 46 | 8 | 5 | 0 | 0 | 0 |
| | 190 Coffee product | 3 | 0 | 0 | 0 | 0 | 0 |
| | 042 Bonito, tuna, mackerel | 153 | 124 | 0 | 0 | 0 | 0 |
| | 237 Fruits juice for raw material | 11 | 59 | 0 | 0 | 0 | 0 |
| Guam (U.S.A.) | 242 Beer | 11 | 58 | 0 | 0 | 0 | 0 |
| | 175 Other processed wild grass product and spices | 11 | 2 | 2 | 0 | 0 | 0 |
| | 203 Substitute for tea | 3 | 1 | 0 | 0 | 0 | 0 |
| | 042 Bonito, tuna, mackerel | 673 | 2,019 | 1 | 2 | 0 | 0 |
| | 228 Western-style cake | 5 | 3 | 1 | 0 | 0 | 0 |
| American Samoa | 229 Japanese-style cake | 4 | 1 | 1 | 0 | 0 | 0 |
| | 042 Bonito, tuna, mackerel | 6 | 4 | 0 | 0 | 0 | 0 |
| Tuvalu | 078 Accessory toys, transfer pictures and tumble dolls | 1 | 0 | 0 | 0 | 0 | 0 |
| Marshall Islands | 042 Bonito, tuna, mackerel | 51 | 1,489 | 0 | 0 | 0 | 0 |
| | 042 Bonito, tuna, mackerel | 181 | 773 | 1 | 73 | 0 | 0 |
| Federated States of Micronesia | 272 Other tools and apparatus made of wood, bamboo or rattan | 3 | 41 | 0 | 0 | 0 | 0 |
| | 042 Bonito, tuna, mackerel | 92 | 1,063 | 1 | 1 | 0 | 0 |
| Palau | 172 Peppers | 4 | 0 | 0 | 0 | 0 | 0 |
| | 042 Bonito, tuna, mackerel | 824 | 1,918 | 0 | 0 | 0 | 0 |
| | 237 Fruits juice for raw material | 5 | 41 | 0 | 0 | 0 | 0 |
| | 228 Western-style cake | 5 | 1 | 0 | 0 | 0 | 0 |
| | 240 Spirits | 1 | 0 | 0 | 0 | 0 | 0 |
| | 263 Machines and apparatus for food manufacture made of metal | 1 | 0 | 0 | 0 | 0 | 0 |