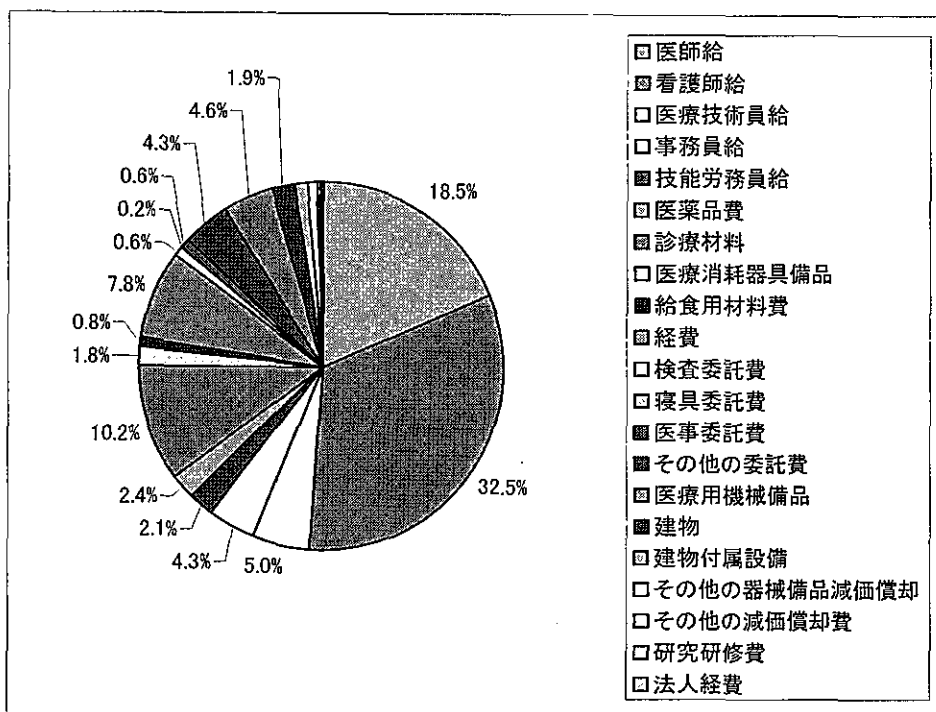


DPCCD	傷病名	手術名	件数	入院日数	医師給	看護師給	医療技術員給	事務員給	技能労務員給	医薬品費	診療材料	医療消耗器具備品	給食用材料費	経費	検査委託費	役員委託費	医事委託費	その他の委託費	医療用機械備品	建物	建物付属設備	その他の器械備品減価償却	その他の減価償却費	研究研修費	法人経費	合計
0600203x99x00x	胃の悪性腫瘍	なし	395	6,614	5,560	11,177	1,981	1,899	330	320	769	186	432	2,799	419	125	337	1,215	580	526	437	217	50	64	150	29,573
					18.8%	37.8%	6.7%	6.4%	1.1%	1.1%	2.6%	0.6%	1.5%	9.5%	1.4%	0.4%	1.1%	4.1%	2.0%	1.8%	1.5%	0.7%	0.2%	0.2%	0.5%	100.0%
0600503x99x01x	肝・肝内胆管の悪性腫瘍(統廃性を含む。)	なし	392	7,165	4,581	10,680	1,418	1,854	335	357	685	118	541	2,487	261	110	308	1,080	435	629	403	232	51	65	179	26,811
					17.1%	39.8%	5.3%	6.9%	1.2%	1.3%	2.6%	0.4%	2.0%	9.3%	1.0%	0.4%	1.1%	4.0%	1.6%	2.3%	1.5%	0.9%	0.2%	0.2%	0.7%	100.0%
1003803x99xxxx	体液量減少症(検査入院を除く。)	なし	373	4,720	4,496	11,515	1,780	2,115	407	301	628	125	407	2,652	356	126	231	1,053	434	649	272	146	41	63	208	27,815
					16.2%	41.4%	6.4%	7.6%	1.5%	1.1%	2.3%	0.4%	1.5%	9.2%	1.3%	0.5%	0.8%	3.8%	1.6%	2.0%	1.0%	0.5%	0.1%	0.2%	0.7%	100.0%
0600203x99x11x	胃の悪性腫瘍	なし	344	7,895	3,552	8,804	1,159	1,750	277	312	458	107	311	2,116	232	95	214	971	319	432	289	262	33	47	132	21,885
					16.2%	40.2%	5.3%	8.0%	1.3%	1.4%	2.1%	0.5%	1.4%	9.7%	1.1%	0.4%	1.0%	4.4%	1.5%	2.0%	1.4%	1.2%	0.2%	0.2%	0.6%	100.0%
0601503x99xxxx	虫垂炎	なし	337	2,153	6,471	13,622	2,410	2,461	486	387	935	166	563	3,578	690	169	392	1,707	592	566	600	436	104	84	192	36,612
					17.7%	37.2%	6.6%	6.7%	1.3%	1.1%	2.6%	0.5%	1.5%	9.8%	1.9%	0.5%	1.1%	4.7%	1.6%	1.5%	1.6%	1.2%	0.3%	0.2%	0.5%	100.0%
0600203x99x10x	胃の悪性腫瘍	なし	332	7,327	4,035	9,351	1,274	1,714	225	279	565	108	416	2,335	259	108	292	1,069	361	388	357	187	54	62	152	23,593
					17.1%	39.6%	5.4%	7.3%	1.0%	1.2%	2.4%	0.5%	1.8%	9.9%	1.1%	0.6%	1.2%	4.6%	1.5%	1.6%	1.5%	0.8%	0.2%	0.3%	0.6%	100.0%
1201803x99xxxx	胎児及び羊膜腔に関連する母体ケア、予想される分娩の諸問題	なし	330	2,986	4,132	11,996	1,401	1,808	218	250	701	115	363	2,683	306	114	251	1,052	379	458	402	304	54	85	233	27,303
					15.1%	43.9%	5.1%	6.6%	0.8%	0.9%	2.6%	0.4%	1.3%	9.8%	1.1%	0.4%	0.9%	3.9%	1.4%	1.7%	1.5%	1.1%	0.2%	0.3%	0.9%	100.0%
0500501xxxxxxx	狭心症、慢性虚血性心疾患(検査入院)		3,468	11,402	14,043	22,615	9,614	3,377	1,078	1,213	4,699	629	611	9,776	598	143	396	3,776	3,302	1,099	725	676	93	162	315	78,942
					17.8%	28.6%	12.2%	4.3%	1.4%	1.5%	6.0%	0.8%	0.8%	12.4%	0.8%	0.2%	0.5%	4.8%	4.2%	1.4%	0.9%	0.9%	0.1%	0.2%	0.4%	100.0%
04008030xxx00x	肺炎、急性気管支炎、急性細気管支炎(6歳以上)		2,457	44,460	4,201	10,297	1,780	1,921	296	317	712	143	528	2,425	425	109	243	1,058	475	561	317	158	43	65	151	26,233
					16.0%	39.3%	6.8%	7.3%	1.1%	1.2%	2.7%	0.5%	2.0%	9.2%	1.6%	0.4%	0.9%	4.0%	1.8%	2.1%	1.2%	0.6%	0.2%	0.2%	0.6%	100.0%
1500103xxxx0xx	ウイルス性腸炎		1,763	12,505	5,236	12,762	2,282	2,960	411	433	877	197	601	2,936	442	128	269	1,251	418	586	347	193	51	75	187	32,041
					16.3%	39.8%	7.1%	7.4%	1.3%	1.4%	2.7%	0.6%	1.9%	9.2%	1.4%	0.4%	0.8%	3.9%	1.3%	1.8%	1.1%	0.6%	0.2%	0.2%	0.6%	100.0%
1102803xxxx0xx	慢性腎炎症候群・慢性間質性腎炎・慢性腎不全		1,273	27,061	4,405	11,617	2,116	1,931	379	326	933	154	389	2,442	408	119	210	1,188	600	493	267	173	48	64	183	28,444
					15.5%	40.8%	7.4%	6.8%	1.3%	1.1%	3.3%	0.5%	1.4%	8.6%	1.4%	0.4%	0.7%	4.2%	2.1%	1.7%	0.9%	0.6%	0.2%	0.2%	0.6%	100.0%
1100801xxxxxxx	前立腺の悪性腫瘍(検査入院)		1,211	3,361	6,730	14,217	5,196	2,560	591	1,626	1,103	324	557	4,121	960	130	381	1,827	1,365	725	449	385	124	114	269	43,745
					15.4%	32.5%	11.9%	5.8%	1.4%	3.7%	2.5%	0.7%	1.3%	9.4%	2.2%	0.3%	0.9%	4.2%	3.1%	1.7%	1.0%	0.9%	0.3%	0.3%	0.6%	100.0%
1102803xxxx1xx	慢性腎炎症候群・慢性間質性腎炎・慢性腎不全		1,061	31,177	4,698	12,324	2,246	1,799	367	351	1,324	201	383	3,304	352	106	211	1,406	1,701	475	366	270	53	81	205	32,223
					14.6%	38.2%	7.0%	5.6%	1.1%	1.1%	4.1%	0.6%	1.2%	10.3%	1.1%	0.3%	0.7%	4.4%	5.3%	1.5%	1.1%	0.8%	0.2%	0.3%	0.6%	100.0%
0302703xxxxxxx	上気道炎		849	4,608	5,392	13,995	1,516	2,247	454	421	813	120	465	2,841	373	125	327	1,200	382	617	400	284	50	87	182	32,290
					16.7%	43.3%	4.7%	7.0%	1.4%	1.3%	2.5%	0.4%	1.4%	8.8%	1.2%	0.4%	1.0%	3.7%	1.2%	1.9%	1.2%	0.9%	0.2%	0.3%	0.6%	100.0%
1000702xxxxxxx	2型糖尿病(糖尿病性ケトアシドーシスを除く。)(教育入院)		827	11,109	4,931	11,384	2,038	1,945	315	510	576	136	484	2,850	688	113	359	1,412	351	554	460	223	80	70	166	29,646
					16.6%	38.4%	6.9%	6.6%	1.1%	1.7%	1.9%	0.5%	1.6%	9.6%	2.3%	0.4%	1.2%	4.8%	1.2%	1.9%	1.6%	0.8%	0.3%	0.2%	0.6%	100.0%
0400401xxxxxxx	肺の悪性腫瘍(検査入院)		735	4,243	7,409	13,485	4,997	2,476	587	1,641	1,350	375	496	4,522	922	154	379	1,854	1,258	966	567	381	136	121	512	44,587
					16.6%	30.2%	11.2%	5.6%	1.3%	3.7%	3.0%	0.8%	1.1%	10.1%	2.1%	0.3%	0.8%	4.2%	2.8%	2.2%	1.3%	0.9%	0.3%	0.3%	1.1%	100.0%
04010031xxx00x	喘息(3歳以上15歳未満)		705	4,063	5,576	15,139	1,655	2,424	336	383	802	164	434	3,002	339	144	399	1,380	388	759	417	219	66	102	234	34,363
					16.2%	44.1%	4.8%	7.1%	1.0%	1.1%	2.3%	0.5%	1.3%	8.7%	1.0%	0.4%	1.2%	4.0%	1.1%	2.2%	1.2%	0.6%	0.2%	0.3%	0.7%	100.0%
04008030xxx01x	肺炎、急性気管支炎、急性細気管支炎(6歳以上)		689	12,875	4,427	10,130	1,664	2,121	425	268	651	110	455	2,281	412	131	182	1,026	424	529	280	156	25	64	118	25,880
					17.1%	39.1%	6.4%	8.2%	1.6%	1.0%	2.6%	0.4%	1.8%	8.8%	1.6%	0.5%	0.7%	4.0%	1.6%	2.0%	1.1%	0.6%	0.1%	0.2%	0.5%	100.0%

DPCCD	傷病名	手術名	件数	入院日数	医師給	看護師給	医療技術員給	事務員給	技能労務員給	医薬品費	診療材料	医療消耗器具備品	給食用材料費	経費	検査委託費	器具委託費	医事委託費	その他の委託費	医療用機械備品	建物	建物付属設備	その他の器械備品減価償却	その他の減価償却費	研究研修費	法人経費	合計
0302501xxxxxx	睡眠時無呼吸(検査入院)		675	1,370	5,378	13,313	3,819	2,842	563	578	988	103	309	3,513	523	174	220	1,650	397	588	413	364	36	84	174	36,027
					14.9%	37.0%	10.6%	7.9%	1.6%	1.6%	2.7%	0.3%	0.9%	9.7%	1.5%	0.5%	0.6%	4.6%	1.1%	1.6%	1.1%	1.0%	0.1%	0.2%	0.5%	100.0%
0100601xxxxxx	脳梗塞(検査入院)		457	2,636	5,089	10,871	4,013	1,736	587	700	1,270	130	532	4,157	357	123	296	2,001	2,238	718	520	456	283	60	568	36,706
					13.9%	29.6%	10.9%	4.7%	1.6%	1.9%	3.5%	0.4%	1.4%	11.3%	1.0%	0.3%	0.8%	5.5%	6.1%	2.0%	1.4%	1.2%	0.8%	0.2%	1.5%	100.0%
0800203xxxxxx	帯状疱疹		441	4,309	4,738	11,972	1,363	1,965	301	334	765	97	433	2,475	371	117	219	1,284	349	602	338	208	32	71	221	28,254
					16.8%	42.4%	4.8%	7.0%	1.1%	1.2%	2.7%	0.3%	1.5%	8.8%	1.3%	0.4%	0.6%	4.5%	1.2%	2.1%	1.2%	0.7%	0.1%	0.3%	0.8%	100.0%
1400403xxx0xxx	新生児黄疸		429	2,143	4,224	15,369	1,375	2,011	482	483	800	178	422	3,132	513	115	284	1,275	428	724	374	313	49	88	251	32,890
					12.8%	46.7%	4.2%	6.1%	1.5%	1.5%	2.4%	0.5%	1.3%	9.5%	1.6%	0.4%	0.9%	3.9%	1.3%	2.2%	1.1%	1.0%	0.1%	0.3%	0.8%	100.0%
0601001xxxxxx	小腸大腸の良性疾患(良性腫瘍を含む。)(検査入院)		375	834	8,232	22,070	4,196	2,183	567	557	2,328	234	574	5,057	555	141	214	2,210	926	1,129	462	357	76	184	398	52,661
					15.6%	41.9%	8.0%	4.1%	1.1%	1.1%	4.4%	0.4%	1.1%	9.6%	1.1%	0.3%	0.4%	4.2%	1.8%	2.1%	0.9%	0.7%	0.1%	0.3%	0.8%	100.0%
04010032xxx00x	喘息(3歳未満)		374	2,407	5,674	15,468	1,548	2,520	394	290	880	138	389	2,933	265	162	327	1,324	321	655	367	213	49	84	239	34,238
					16.6%	45.2%	4.5%	7.4%	1.2%	0.8%	2.6%	0.4%	1.1%	8.6%	0.8%	0.5%	1.0%	3.9%	0.9%	1.9%	1.1%	0.6%	0.1%	0.2%	0.7%	100.0%
全DPC(参考値)			148,458	2,399,499	5,535	12,364	2,510	2,111	483	575	1,501	271	489	3,183	333	117	264	1,425	998	608	371	356	60	81	220	33,859
					16.3%	36.5%	7.4%	6.2%	1.4%	1.7%	4.4%	0.8%	1.4%	9.4%	1.0%	0.3%	0.8%	4.2%	2.9%	1.8%	1.1%	1.1%	0.2%	0.2%	0.7%	100.0%

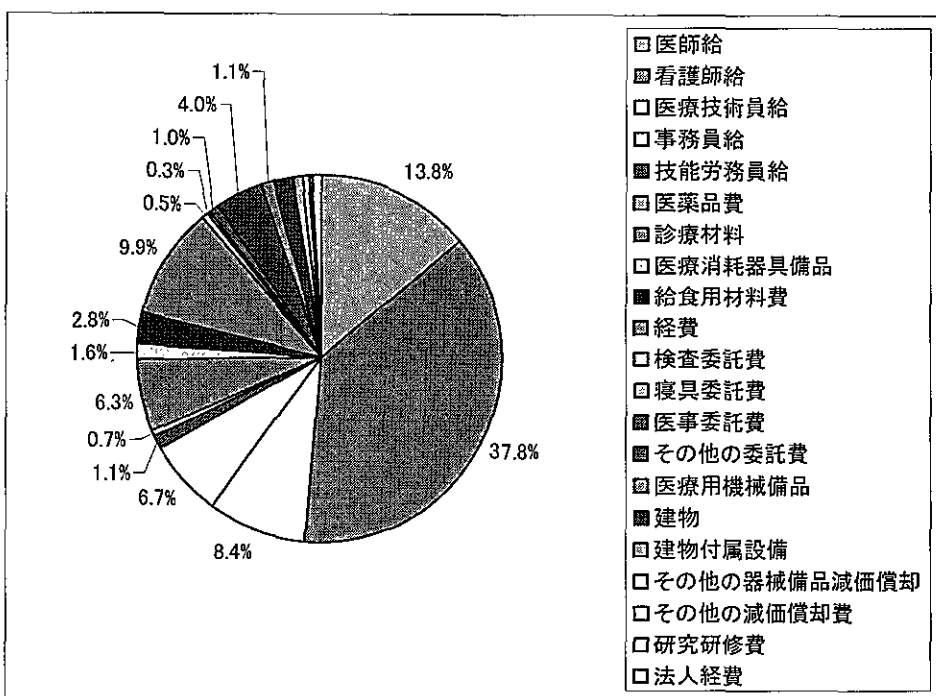
0201103x01x000

白内障、水晶体の疾患 白内障手術+眼内
レンズ挿入術



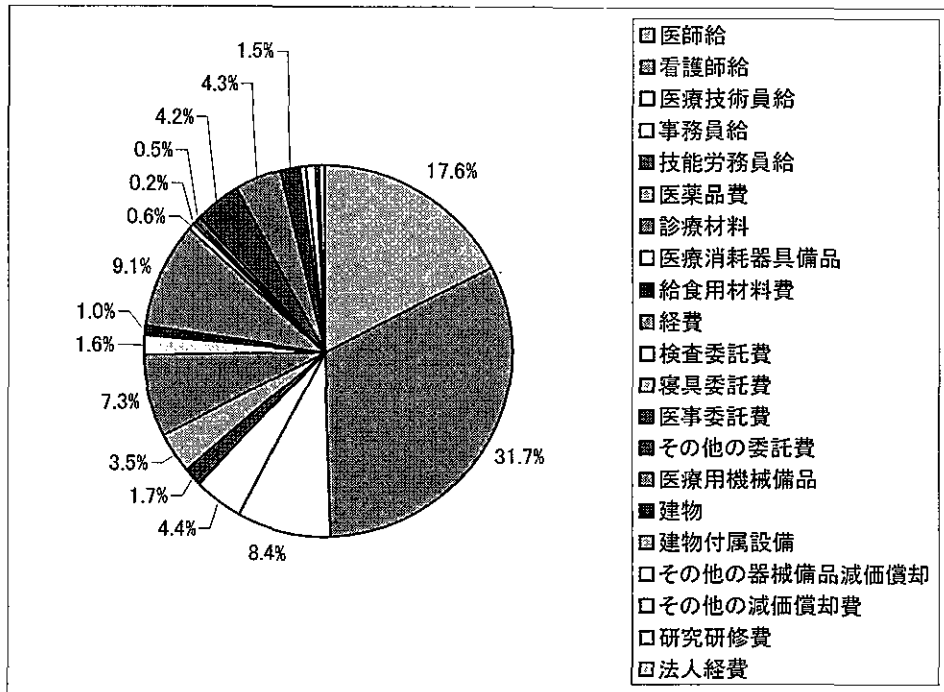
0702303x020xxx

人工関節置換術 人工関節置換術
肩、股、膝(再置換で
ない場合)等



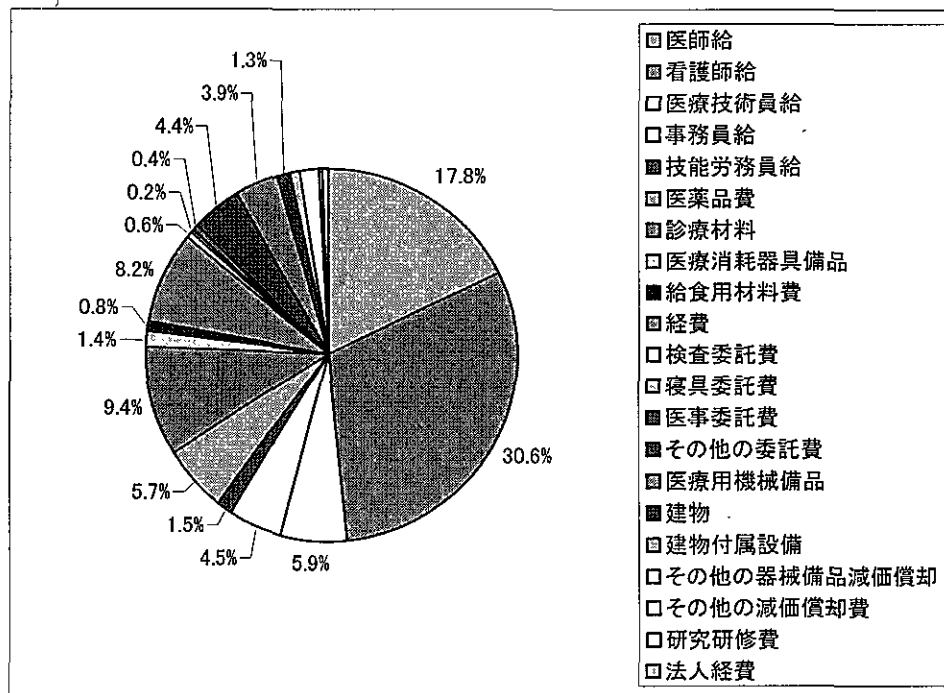
0603303x04xx0x

胆嚢疾患(胆嚢結石など) 腹腔鏡下胆嚢摘出術



0500503x050000

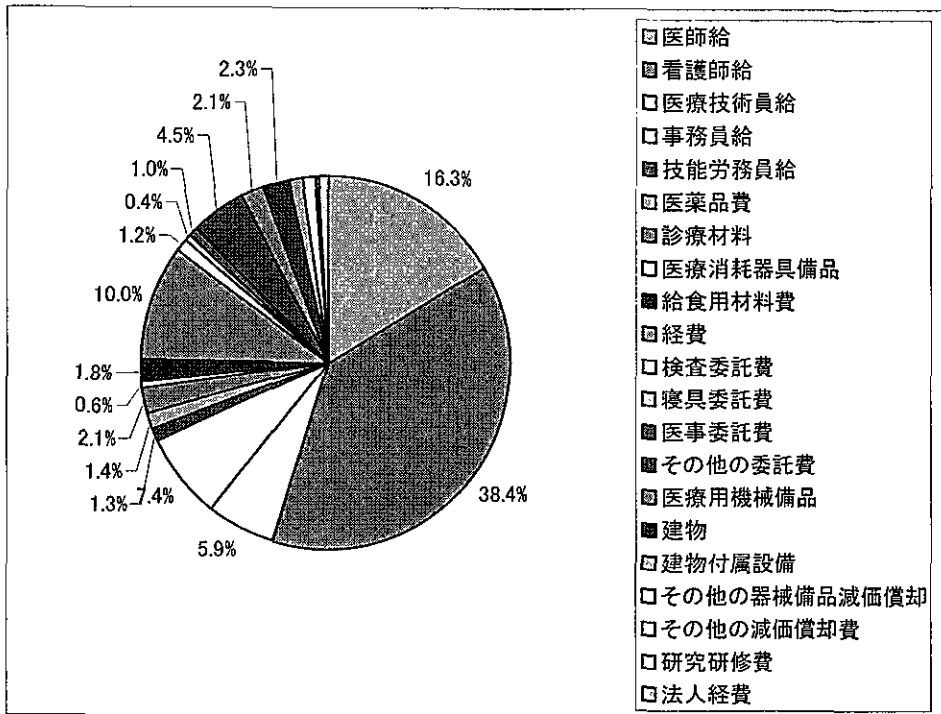
狭心症、慢性虚血性心疾患 経皮的冠動脈ステント留置術



0400403x99x20x

肺の悪性腫瘍

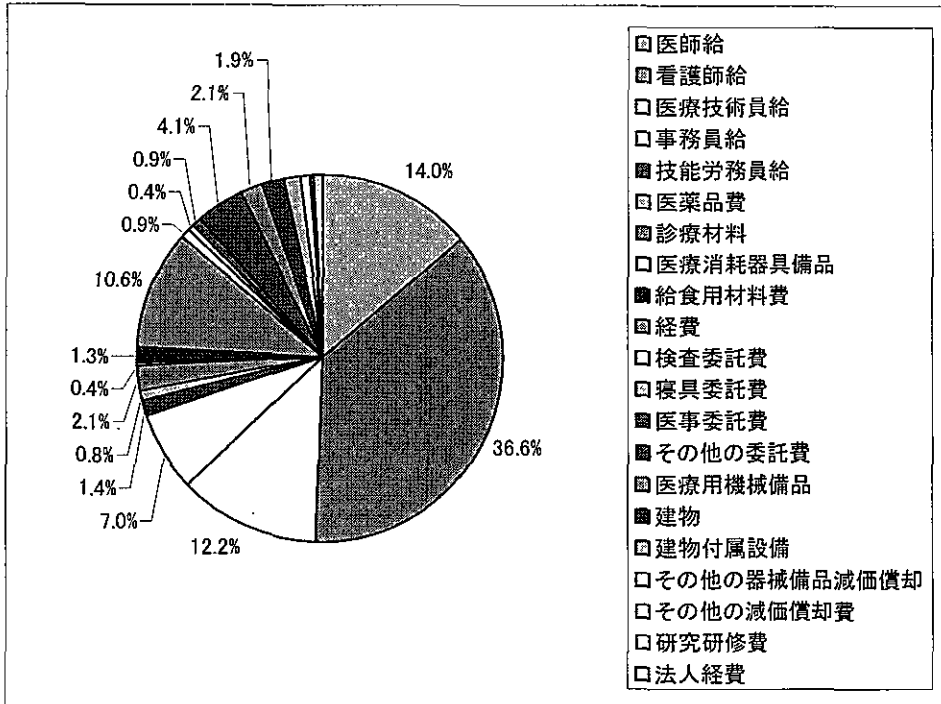
なし



0100603099x11x

脳梗塞(JCS30未満)

なし



全DPC (参考値)

