

Medical Professionals

Overview Overview of the Number of Doctors, Dentists and Others

The numbers of doctors and dentists are increasing every year. As of December 31, 2006, there are 277,927 doctors and 97,198 dentists. As for the number of doctors, report was prepared in July 2006 by the committee to examine the supply and demand. The report projected that supply and demand of doctors will be balanced in the future and required number of doctors will be fulfilled. As for the number of dentists, confirmation notes were exchanged between the Minister of Education, Culture, Sports, Science and the Minister of Health, Labour and Welfare on August 31, 2006 to make efforts for reducing the number of trainees.

The Number of Medical Professionals

• Doctors	277,927
• Dentists	97,198
• Pharmacists	252,533

Source: "2006 Survey of Physicians, Dentists and Pharmacists", Statistics and Information Department, Minister's Secretariat, MHLW

• Public health nurses	47,088
• Midwives	27,352
• Nurses	848,185
• Assistant nurses	410,420

Source: Health Policy Bureau, MHLW (2006)

• Physical therapists (PT)	35,856.6
• Occupational therapists (OT)	20,514.5
• Orthoptists	4,511.5
• Speech language hearing therapists	6,585
• Orthotists	132.9
• Dental hygienists	5,774.8
• Dental technicians	1,044.7
• Clinical radiologic technologists	43,790.1
• Medical technicians	57,265
• Clinical engineers	13,775.6

Source: "2006 Hospital Report", Statistics and Information Department, Minister's Secretariat, MHLW

* Full-time equivalent values

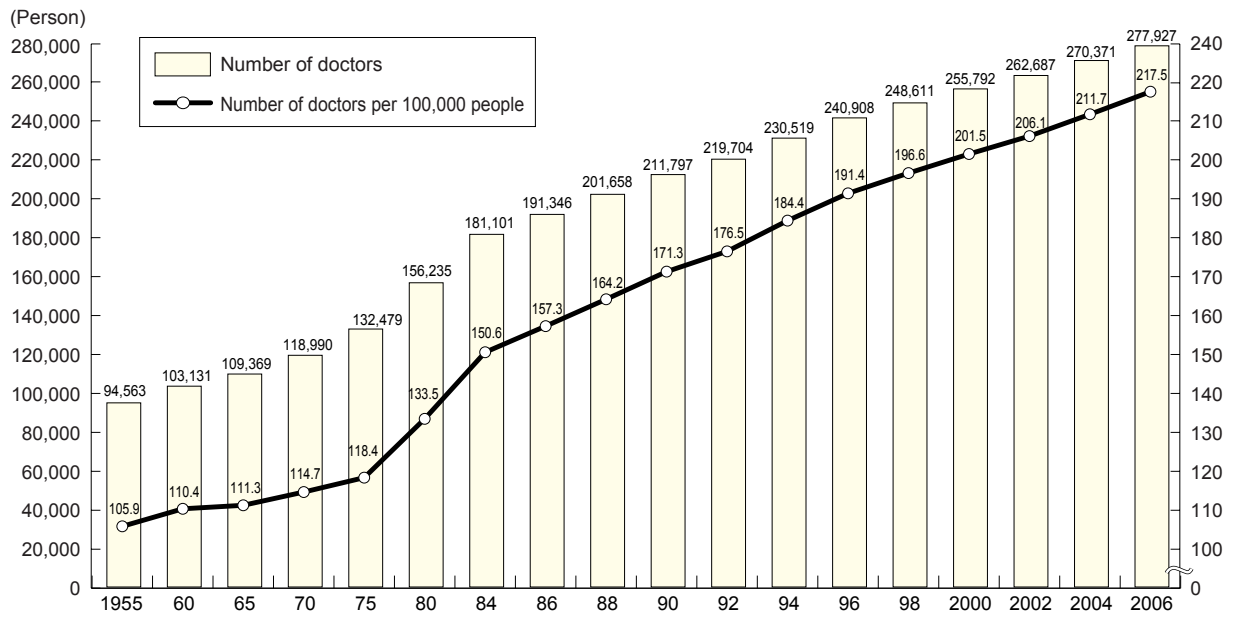
• Massage and finger pressure therapists	101,039
• Acupuncture therapists	81,361
• Moxibustion therapists	79,932
• Judo therapists	38,693

Source: "2006 Report on Public Health Administration", Statistics and Information Department, Minister's Secretariat, MHLW

• Emergency medical technicians	33,485
---------------------------------	--------

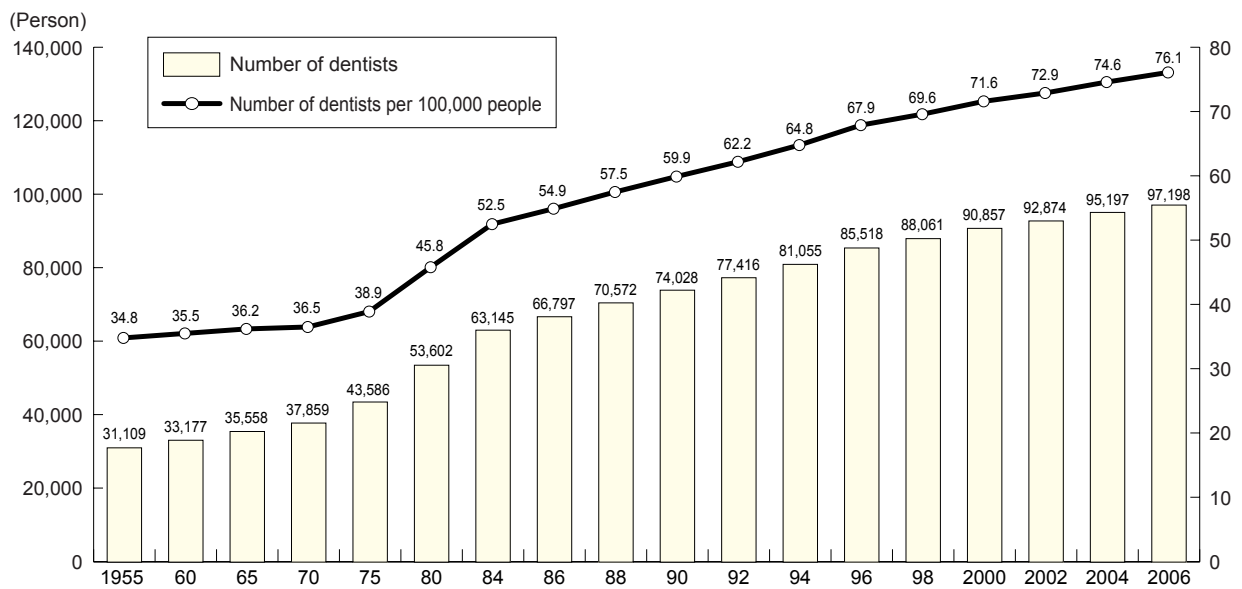
Source: Health Policy Bureau, MHLW (As of December 31, 2007)

Detailed Data 1 Changes in the Number of Doctors



Source: "Survey of Physicians, Dentists and Pharmacists", Statistics and Information Department, Minister's Secretariat, MHLW

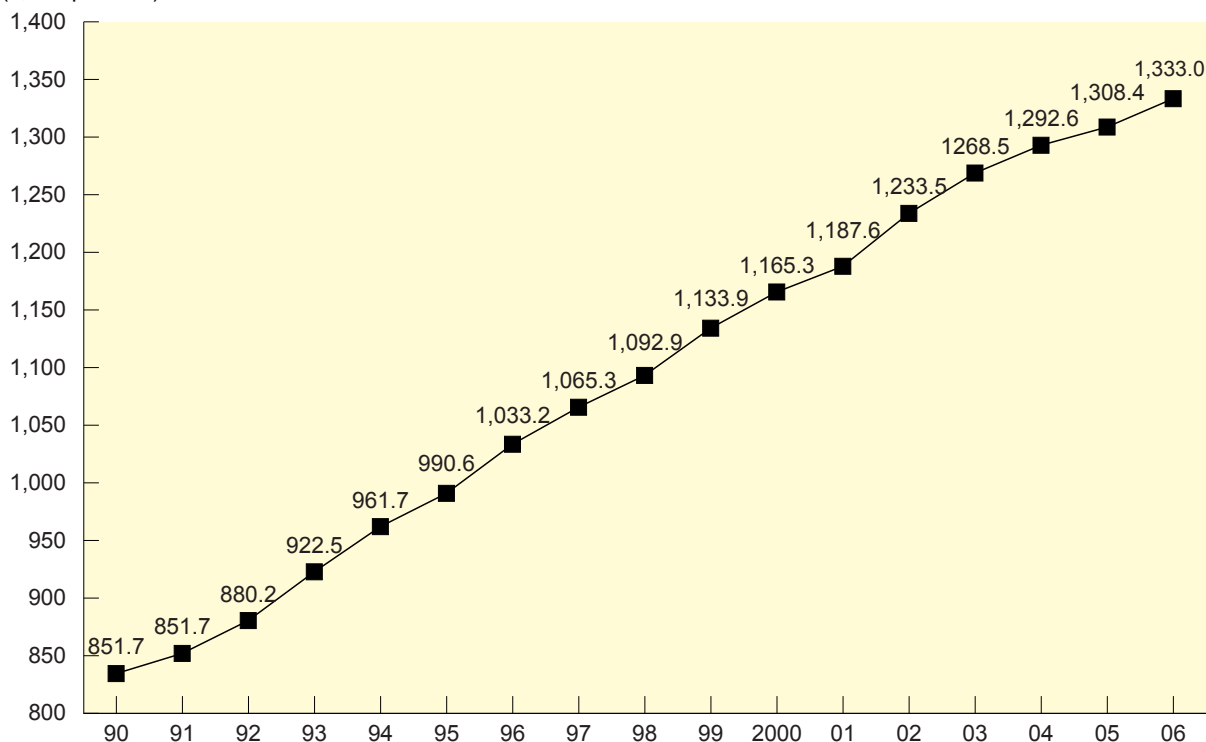
Detailed Data 2 Changes in the Number of Dentists



Source: "Survey of Physicians, Dentists and Pharmacists", Statistics and Information Department, Minister's Secretariat, MHLW

Detailed Data 3 Changes in the Number of Nurses

(1,000 persons)



Source: Health Policy Bureau, MHLW

Detailed Data 4 The 6th Projection of Estimated Supply and Demand for Nursing Personnel

The "6th Projection of Estimated Supply and Demand for Nursing Personnel" prepared in December 2005 estimated that demand for nursing personnel will reach 1.406 million while supply will be 1.391 million.

Based on the "Law to Promote Securing of Nursing Personnel" enacted in 1992 and subsequent basic guidelines based on that law, comprehensive efforts have been made to improve quality, secure training capacity, promote reemployment, and prevent unemployment.

(Unit: person)

Classification	2006	2007	2008	2009	2010
Estimated demand	1,314,100	1,338,800	1,362,200	1,383,800	1,406,400
① Hospitals	813,900	830,400	846,100	860,100	874,800
② Clinics	246,200	247,900	249,600	251,300	253,100
③ Maternity clinics	1,800	1,800	1,800	1,800	1,800
④ Long-term care facilities	172,600	178,500	183,800	188,800	194,200
⑤ Social welfare facilities (excluding ④)	15,600	16,100	16,600	17,100	17,600
⑥ Health centers and municipal facilities	36,300	36,400	36,600	36,700	36,800
⑦ Educational institutions	15,900	15,900	15,800	15,900	15,900
⑧ Workplaces, schools, and others	11,700	11,800	12,000	12,100	12,200
Estimated supply	1,272,400	1,297,100	1,325,100	1,355,900	1,390,500
① Nurses employed at the beginning of the year	1,251,100	1,272,400	1,297,100	1,325,100	1,355,900
② Nurses employed who have just graduated from school	51,400	51,100	51,500	51,600	52,500
③ Nurses reemployed	85,000	88,200	91,200	94,600	98,400
④ Nurses retired	115,000	114,600	114,800	115,400	116,300
Difference between estimated demand and supply	41,600	41,700	37,100	27,900	15,900
(Estimated demand / estimated supply)	96.8%	96.9%	97.3%	98.0%	98.9%

(Note) Numbers are rounded off so that they may not add up to the total value.