

7 July 2017

【For inquiries】

Human Resources Development Bureau

Director, Vocational Ability Evaluation Division

Akio Takihara

Director, National Skill Test Office

Kenichi Kamae

TEL +81 3 5253 1111 (ex.5946)

+81 3 3502 6958

To the press,

Annual Report on the National Skill Test 2016

New certificates issued for 300,000 Skilled Professionals in Japan

The Ministry has published the annual report of National Skill Test in 2016 fiscal year (April 2016-March 2017). As a result, the number of successful applicants, i.e., Certified Skilled Professionals, is 303,544 in FY 2016, increased by 28,863 (10.5%) from FY 2015.

National Skill Test system is to qualify the extent of professional skills that should be gained or required for working, and is now conducted by 126 job categories. Those who have successfully passed the test may refer to themselves as “Certified Skilled Professionals” by the Human Resources Development Promotion Act. In the accumulated total since the system started in 1959, about 6.3 million people are qualified as “Certified Skilled Professionals”.

SUMMARY

- Overall number of applicants is 757,380, increased by 51,236(7.3%) from the previous year
- Overall number of successful applicants is 303,544, increased by 28,863(10.5%) from the previous year
 - ◇ The passing rate* is 40.1%, roughly the same as previous year (38.9%),
 - ◇ The cumulative number of successful applicants is 6,321,204 since the system started,
- Of all job categories, financial planning is the most: 462,304 applicants,
- Among the grades, grade 2 (upper grade) is the most: 338,597 applicants.

*The passing rate: the number of successful applicants divided by the number of total applicants

Attachment: “The number of applicants of National Skill Test 2016”

The Number of applicants of National Skill Test 2016

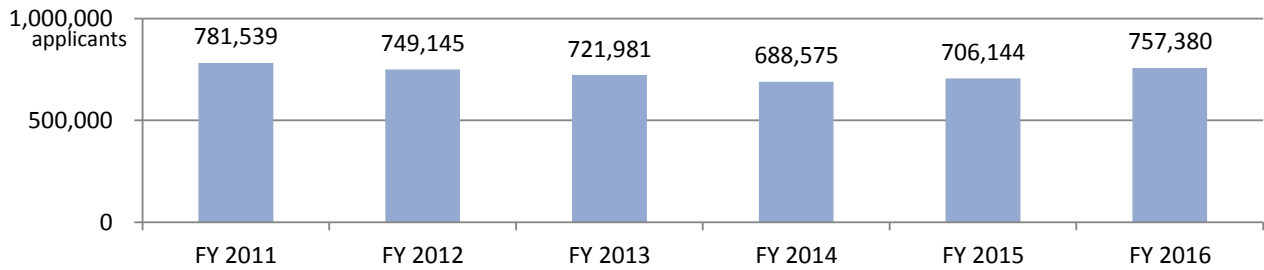
1. Implementation status by grade in FY2016

Grades (The extent of skills and knowledges to pass the national skill test)	Number of the applicants (comparison to previous FY)	Number of the successful applicants (comparison to previous FY)	Successful applicants ratio (previous FY)
Special grade (Skills and knowledges required for an administrator or a manager)	5,220 (+13.4%)	1,230 (+127.4%)	23.6% (11.8%)
Grade 1 (Skills and knowledges required for a skilled worker of highest level)	94,023 (+7.6%)	34,651 (+13.6%)	36.9% (34.9%)
Grade 2 (Skills and knowledges required for a skilled worker of upper level)	338,597 (+3.8%)	92,961 (+14.2%)	27.5% (24.9%)
Grade 3 (Skills and knowledges required for a skilled worker of middle level)	261,606 (+13.3%)	122,597 (+8.7%)	46.9% (48.8%)
Grade solo (Skills and knowledges required for a skilled worker of highest level) * Job categories with Grade solo are carried out without level distinction	4,289 (-49.2%)	2,323 (-47.0%)	54.2% (52.0%)
Basic grade 1 and 2 (Skills and knowledges required for a technical intern trainees of basic levels)	53,645 (+10.6%)	49,782 (+10.4%)	92.8% (92.9%)
Overall	757,380 (+7.3%)	303,544 (+10.5%)	40.1% (38.9%)

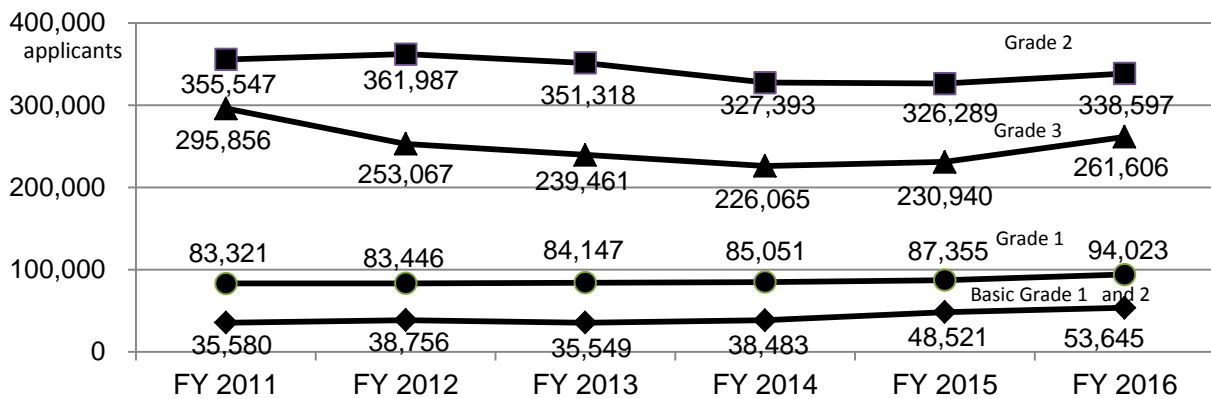
*National skill test consists of practical and theoretical examinations, and therefore, a person applied for both examinations in FY 2016 is counted as one. As an exception, both number of applicants for practical and theoretical examinations are counted in job categories which requires passing on theoretical examination for taking practical examinations, such as Financial Planning Grade 1, Financial services Grade 1, and Intellectual property management Grade 1 (the same applies hereinafter).

2. Changes in the number of applicants by grade in past 6 years

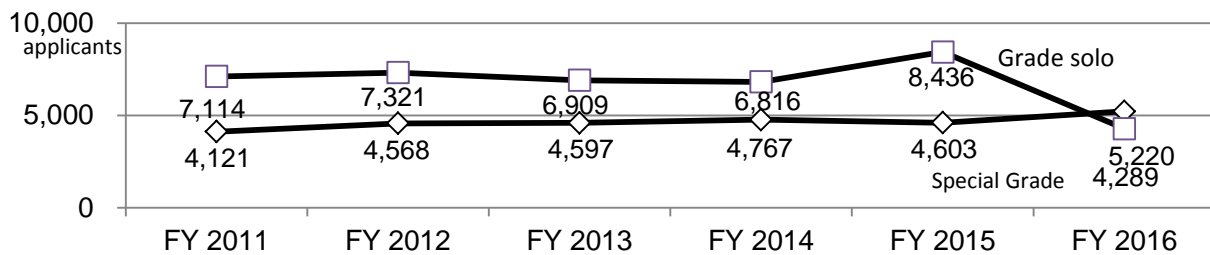
1) Overall



2) Grade 1, Grade 2, Grade 3 and Basic grade 1&2



3) Special grade and Grade solo



3. Top five job categories most applied for

Overall

Job categories	Number of the applicants	Comparison to previous FY	Number of the successful applicants	Comparison to previous FY
Financial planning	462,304	9.0%	136,035	15.0%
Machine maintenance	36,280	18.0%	16,577	58.2%
Machining	21,269	0.4%	13,048	-2.4%
Intellectual property management	18,982	3.9%	8,752	-2.5%
Financial services	13,094	-11.4%	4,120	-20.1%

Special grade

Job categories	Number of the applicants	Comparison to previous FY	Number of the successful applicants	Comparison to previous FY
Machining	979	27.3%	121	227.0%
Machine maintenance	638	16.6%	204	451.4%
Finishing	515	12.2%	122	149.0%
Electronic equipment assembling	434	14.5%	124	153.1%
Plastic molding	364	10.3%	134	282.9%

Grade 1

Job categories	Number of the applicants	Comparison to previous FY	Number of the successful applicants	Comparison to previous FY
Financial planning	19,281	8.4%	1,604	-16.3%
Machine maintenance	11,888	21.3%	4,287	130.5%
Painting	5,229	4.6%	2,641	18.4%
Machining	3,825	-2.5%	1,845	-5.7%
Water-proofing	3,276	-1.5%	1,736	-4.0%

Grade 2

Job categories	Number of the applicants	Comparison to previous FY	Number of the successful applicants	Comparison to previous FY
Financial planning	242,459	4.1%	50,752	20.7%
Machine maintenance	17,403	20.7%	7,264	72.7%
Machining	7,119	-2.6%	3,569	-4.8%
Intellectual property management	6,930	-2.2%	2,755	-4.2%
Career consulting	6,037	0.8%	885	-4.8%

Grade 3

Job categories	Number of the applicants	Comparison to previous FY	Number of the successful applicants	Comparison to previous FY
Financial planning	200,564	15.7%	83,679	12.5%
Intellectual property management	10,714	7.8%	5,849	-2.4%
Financial services	7,102	-7.4%	2,985	-20.5%
Mechanical inspection	6,411	6.5%	4,684	-0.1%
Machining	6,004	3.7%	4,335	-2.2%

Grade solo

Job categories	Number of the applicants	Comparison to previous FY	Number of the successful applicants	Comparison to previous FY
Cooking	1,044	-4.7%	645	2.9%
Industrial cleaning	655	23.8%	381	7.0%
Resin adhesive injection	630	-0.9%	338	9.7%
Traffic sign and line marking	625	2.5%	335	0.0%
House cleaning	365	0.0%	109	0.0%

Basic grade 1 and 2

Job categories	Number of the applicants	Comparison to previous FY	Number of the successful applicants	Comparison to previous FY
Ladies' and children's dress making	7,899	-3.0%	7,372	-2.1%
Plastic molding	5,190	12.9%	4,717	11.5%
Scaffolding	3,963	30.7%	3,590	31.7%
Machining	3,342	-1.2%	3,178	-0.6%
Painting	2,953	31.9%	2,715	31.8%

4. Changes in the number of applicants by job categories in past 6 years

Job categories	Number of the applicants						Average of the applicants in past 6 years
	FY 2011	FY 2012	FY 2013	FY 2014	FY 2015	FY 2016	
1 Web design ※	2,660	2,805	2,592	2,787	2,942	3,437	2,871
2 Career consulting ※	3,508	4,942	8,496	5,560	6,736	6,962	6,034
3 Piano tuning ※	-	1,270	1,094	772	683	702	754
4 Financial planning ※	512,636	477,439	451,431	420,494	424,036	462,304	458,057
5 Intellectual property management ※	20,392	18,315	18,514	17,991	18,265	18,982	18,743
6 Financial services ※	20,418	17,816	16,316	15,058	14,785	13,094	16,248
7 Kitsuke ※	2,397	1,743	1,558	1,250	1,213	1,132	1,549
8 Restaurant service ※	4,107	3,840	4,155	4,349	4,261	4,436	4,191
9 Building facility management ※	85	57	85	75	75	99	79
10 Horticultural decoration	1,152	1,110	1,073	1,080	1,072	1,040	1,088
11 Landscape gardening	4,786	4,721	4,708	4,798	4,862	4,791	4,778
12 Well drilling	553	577	503	590	578	566	561
13 Metal melting	43	94	15	48	72	-	45
14 Casting	1,718	1,780	1,649	1,764	2,001	1,959	1,812
15 Forging	206	251	158	263	199	294	229
16 Metal heat treatment	4,279	4,596	5,103	5,381	5,450	5,594	5,067
17 Powder metallurgy	145	97	158	66	96	89	109
18 Machining	21,062	22,250	21,128	21,240	21,175	21,269	21,354
19 Electric discharge machining	648	655	653	563	553	542	602
20 Die making	91	159	89	140	106	119	117
21 Metal press	3,496	3,454	3,283	3,324	3,583	3,877	3,503
22 Iron work	1,984	2,159	2,010	2,104	2,303	2,374	2,156
23 Building sheet metal work	1,688	1,542	1,495	1,615	1,688	1,902	1,655
24 Factory sheet metal work	2,477	2,594	2,334	2,415	2,561	2,780	2,527
25 Plating	1,428	1,618	1,508	1,508	1,628	1,635	1,554
26 Aluminum anodizing	151	110	128	139	52	171	125
27 Thermal spraying	84	114	87	154	83	170	115
28 Metal spring manufacturing	539	576	567	574	563	540	560
29 Rope processing	128	171	141	120	101	129	132
30 Finishing	6,392	5,871	5,858	5,415	5,637	5,622	5,808
31 Cutting tool grinding	233	256	226	191	201	163	212
32 Mechanical inspection	9,992	10,273	10,814	11,057	12,350	12,706	11,199
33 Die casting	1,330	1,322	1,202	1,157	1,077	1,131	1,203
34 Machine maintenance ※	31,664	32,507	33,191	33,443	30,748	36,280	32,972
35 Electronic circuit connecting	289	299	259	269	278	258	275
36 Electronic equipment assembling	8,837	8,765	7,760	7,699	8,634	9,141	8,473
37 Electric equipment assembling	5,683	5,701	6,297	5,931	6,529	6,533	6,112
38 Semiconductor products manufacturing	3,251	2,388	2,114	2,074	1,926	1,740	2,249
39 Printed circuit board manufacturing	1,042	1,068	866	832	743	653	867
40 Vending machine adjustment	964	900	909	786	632	626	803
41 Industrial vehicle maintenance	467	450	409	349	335	333	391
42 Rolling stock manufacturing and repairing	1,441	1,602	1,569	1,554	1,487	1,623	1,546
43 Clock and watch repairing	794	1,058	964	1,049	1,063	1,094	1,004
44 Optical equipment manufacturing	451	492	435	479	438	425	453
45 Internal combustion engine assembling	831	906	911	930	940	993	919
46 Pneumatic apparatus assembling	2,564	2,685	2,764	2,710	2,706	2,572	2,667
47 Hydraulic system adjustment	1,892	1,960	1,817	1,690	1,784	1,554	1,783
48 Sewing machine maintenance	-	78	-	80	-	160	53
49 Construction machine maintenance	3,114	3,170	3,159	3,514	3,687	3,838	3,414
50 Agricultural machine maintenance	2,112	2,000	1,780	1,808	1,832	1,692	1,871
51 Freezing and air conditioning apparatus installing	1,826	1,727	1,749	1,967	2,312	2,072	1,942
52 Dyeing	260	174	234	179	213	175	206
53 Knitted goods manufacturing	150	137	131	96	170	153	140
54 Ladies' and children's dress making	9,396	10,116	9,117	8,346	8,874	8,667	9,086
55 Tailoring men's suit making	515	644	442	440	634	521	533
56 Kimono making	539	453	430	349	304	284	393
57 Bedclothes making	177	199	218	134	176	182	181
58 Canvas product making	718	601	671	579	667	666	650
59 Cloth sewing	192	193	201	103	133	197	170
60 Machine wood making	-	-	67	-	-	89	26
61 Wooden pattern making	-	-	66	-	-	90	26
62 Furniture making	791	758	734	677	955	1,044	827
63 Fixture making	333	334	279	340	290	266	307
64 Carton box and corrugated card board box making	218	295	200	384	308	440	308
65 Plate making	86	80	70	58	-	189	81
66 Printing	966	906	931	807	880	1,047	923
67 Book binding	315	401	425	446	456	652	449

Job categories	Number of the applicants						Average of the applicants in past 6 years
	FY 2011	FY 2012	FY 2013	FY 2014	FY 2015	FY 2016	
68 Plastic molding	10,226	10,478	9,976	10,074	10,297	10,781	10,305
69 Reinforced plastic molding	384	412	341	261	292	336	338
70 Pottery and porcelain making	-	16	83	-	77	-	29
71 Building stone constructing	337	396	303	414	335	446	372
72 Bread baking	1,490	1,777	1,742	1,543	1,841	2,079	1,745
73 Confectionery making	429	445	463	369	398	401	418
74 Noodle making	117	94	131	145	122	128	123
75 Ham, sausage, and bacon making	934	960	942	947	1,216	1,329	1,055
76 Fish paste making	651	639	779	634	840	770	719
77 Bean pastemaking	-	232	-	168	-	234	106
78 Sake brewing	72	95	74	76	118	159	99
79 Information network cabling ※	451	436	400	388	512	508	449
80 Carpentry	4,340	4,644	4,642	5,185	5,679	5,898	5,065
81 Wood frame construction	205	124	-	77	135	137	113
82 Tile roofing	439	524	432	439	465	426	454
83 Scaffolding	3,381	3,687	3,893	4,460	6,097	7,715	4,872
84 Plastering	1,129	1,142	1,129	1,196	1,568	1,667	1,305
85 Furnace construction	330	363	380	350	400	379	367
86 Architectural block laying	139	123	152	161	168	224	161
87 ALC panel work	83	-	69	-	77	-	38
88 Tiling	273	278	399	423	548	485	401
89 Tatami making	207	180	130	161	162	134	162
90 Plumbing	3,730	3,502	3,323	3,407	3,929	4,141	3,672
91 Kitchen equipment installation	393	267	225	259	241	298	281
92 Formwork	1,779	2,093	2,196	2,540	3,670	4,015	2,716
93 Reinforcing bar construction	2,233	2,795	3,149	3,892	5,018	5,076	3,694
94 Concrete pressure feeding	614	513	607	655	727	725	640
95 Water-proofing	3,667	3,402	3,543	3,628	4,127	4,279	3,774
96 Resin adhesive injection	612	632	600	584	636	630	616
97 Interior finishing	1,483	1,781	1,913	2,042	2,539	2,957	2,119
98 Heat insulation	583	568	675	726	748	796	683
99 Curtain wall finishing	124	185	202	171	227	228	190
100 Sash setting	492	469	553	522	603	690	555
101 Automatic door installation	323	270	251	272	280	290	281
102 Balcony construction	135	181	104	184	109	155	145
103 Glass setting	358	426	396	428	450	469	421
104 Well point construction	-	109	-	102	4	95	52
105 Technical illustration	293	342	314	321	306	314	315
106 Machinery and plant drawing	5,559	5,586	5,505	5,921	5,435	5,739	5,624
107 Electrical drawing	461	477	508	574	548	553	520
108 Chemical analysis	212	184	192	307	361	382	273
109 Metal material testing	788	826	790	798	775	767	791
110 Precious metal accessory making	268	267	252	270	282	274	269
111 Seal engraving	-	117	-	-	101	-	36
112 Film processing for glass ※	243	227	230	162	215	185	210
113 Paper hanging	742	643	652	530	768	789	687
114 Painting	7,865	8,266	8,608	8,438	9,317	10,450	8,824
115 Traffic sign and line marking	652	663	722	576	610	625	641
116 Paint color adjustment	118	120	109	129	129	122	121
117 Advertising art finishing	121	152	164	142	190	219	165
118 Artificial limb and appendage making	136	150	121	204	91	150	142
119 Stage effect adjustment	983	1,107	1,157	1,200	1,150	1,278	1,146
120 Industrial packaging	752	614	717	714	1,239	1,510	924
121 Photography	121	113	172	174	158	137	146
122 Cooking ※	1,233	1,247	1,120	1,120	1,095	1,044	1,143
123 Building cleaning management ※	3,004	3,016	2,769	2,718	4,306	3,362	3,196
124 House cleaning ※	-	214	308	284	327	365	250
125 Industrial cleaning	519	617	631	576	529	655	588
126 Merchandise display	360	390	430	291	296	337	351
127 Flower decoration	2,085	1,866	1,960	2,099	2,105	2,133	2,041
Total	781,539	749,145	721,981	688,575	706,144	757,380	734,127
Conducted by prefectures	210,405	215,778	212,913	215,567	195,945	204,488	209,183
Conducted by designated examining bodies	571,134	533,367	509,068	473,008	510,199	552,892	524,945
Accumulated total number of the applicants since FY 1959	11,660,725	12,409,870	13,131,851	13,820,426	14,526,570	15,283,950	
Accumulated total number of people who have passed the test since FY 1959	4,904,842	5,189,518	5,467,723	5,742,979	6,017,660	6,321,196	

*1 Job categories with markings(※) are conducted by designated examining bodies

*2 Job categories are sorted according to the Fig.11-3-3 of The Ordinance for Human Resources Development Promotion Act and each categories are numbered just for convenience

*3 The fields with diagonal line shows that the tests were not added yet at the time

*4 The category "Wooden pattern making" was abolished on 1st April 2017

About National Skill Test

1. Overview

National skill test is a skill evaluation system implemented by Government of Japan to test and certify the extent of skills that workers have in order to improve their skills and social status according to the Human Resources Development Promotion Act.

National skill test has been held since 1959, and about 760 thousand applied for the test and about 300 thousand successfully passed the test in Fiscal Year 2016. In the accumulated total since the system started, about 6.3 million people are qualified as certified skilled professionals.

2. Implementation of national skill test

The ministry of Health, Labour and Welfare implements national skill test by classifying grades specified by an Ordinance of the Minister of Health, Labour and Welfare for each of the job categories specified by a Cabinet Order in practical and theoretical examinations.

Number of job categories is 126 as of 1st April, 2017. Each job category is yearly reviewed, such as newly establish or reorganize the job categories and operations, or rebuild the examination standards, to catch up to the demands of the time.

The certified skilled professionals have three grades, Grade 1 (the highest grade), Grade 2 (upper grade) and Grade 3 (middle grade), in addition to Special Grade (management) for some industrial job categories and Basic Grade 1 and 2 exclusively for foreign trainees. Some job categories have only one grade called Grade solo (the highest grade) instead of the three-grade policy.

3. Structure for the implementation of National Skill Test System

A prefectural governor conducts the national skill test based on the annual plan formulated by the Minister of Health, Labour and Welfare, and the Japan Vocational Ability Development Association prepares the examination questions. Some operational work such as accepting application and conducting examinations is implemented by prefectural Vocational Ability Development Associations at governors' request.

It is to be noted that 15 job categories such as financial planning are conducted by designated examining bodies, designated by the Minister of Health, Labour and Welfare.

4. Certification to the passed examinees

Those who have passed a national skill test are entitled to refer to themselves as certified skilled professionals, according to the Human Resources Development Promotion Act.

The certificates of Special Grade, Grade 1 and Grade solo are issued by the Minister of Health, Labour and Welfare whereas those of other grades by prefectural governors or representatives of the designated examining body.

126 Job Categories for National Skill Test

As of 1st April, 2017

Related to:	Job category
Constructions(32)	Landscape gardening, Well drilling, Building sheet metal work, Freezing and air conditioning apparatus installing, Building stone constructing, Carpentry, Wood frame construction, Tile roofing, Scaffolding, Plastering, Furnace construction, Architectural block laying, ALC panel work, Tiling, Plumbing, Kitchen equipment installation, Formwork, Reinforcing bar construction, Concrete pressure feeding, Water-proofing, Resin adhesive injection, Interior finishing, Heat insulation, Curtain wall finishing, Sash setting, Automatic door installation, Balcony construction, Glass setting, Well point construction, Painting, Traffic sign and line marking, and Advertising art finishing
ceramics(1)	Pottery and porcelain making
metal processing(19)	Metal melting, Casting, Forging, Metal heat treatment, Powder metallurgy, Machining, Electric discharge machining, Die making, Metal press, Iron work, Factory sheet metal work, Plating, Aluminum anodizing, Thermal spraying, Metal spring manufacturing, Finishing, Cutting tool grinding, Die casting, and Metal material testing
general machinery and equipment(12)	Mechanical inspection, <u>Machine maintenance</u> , Industrial vehicle maintenance, Rolling stock manufacturing and repairing, Internal combustion engine assembling, Pneumatic apparatus assembling, Hydraulic system adjustment, Sewing machine maintenance, Construction machine maintenance, Agricultural machine maintenance, Technical illustration, and Machinery and plant drawing
electrical and precision machinery and equipment(8)	Electronic circuit connecting, Electronic equipment assembling, Electric equipment assembling, Semiconductor products manufacturing, Printed circuit board manufacturing, Vending machine adjustment, Optical equipment manufacturing, and Electrical drawing
foods(7)	Bread baking, Confectionery making, Noodle making, Ham, sausage and bacon making, Fish paste making, Bean paste making, and Sake brewing
apparel and textiles products(8)	Dyeing, Knitted goods manufacturing, Ladies' and children's dress making, Tailoring men's suit making, Kimono making, Bedclothes making, Canvas product making, and Cloth sewing
wood, wood products, and paper processed goods(6)	Machine wood making, Furniture making, Fixture making, Carton box and corrugated card board box making, Tatami making, and Paper hanging
plastic products(2)	Plastic molding and Reinforced plastic molding

precious metal and jewelry(2)	Clock and watch repairing and Precious metal accessory making
printing and binding(3)	Plate making, Printing, and Book binding
others(26)	<u>Web design</u> , <u>Career consulting</u> , <u>Piano tuning</u> , <u>Financial planning</u> , <u>Intellectual property management</u> , <u>Financial services</u> , <u>Kitsuke</u> , <u>Restaurant service</u> , <u>Building facility management</u> , Horticultural decoration, Rope processing, <u>Information network cabling</u> , Chemical analysis, Seal engraving, <u>Film processing for glass</u> , Paint color adjustment, Artificial limb and appendage making, Stage effect adjustment, Industrial packaging, Photography, <u>Cooking</u> , <u>Building cleaning management</u> , <u>House cleaning</u> , Industrial cleaning, Merchandise display, and Flower decoration

*Underlined job categories are conducted by designated examining bodies