

Summary of the Survey Results

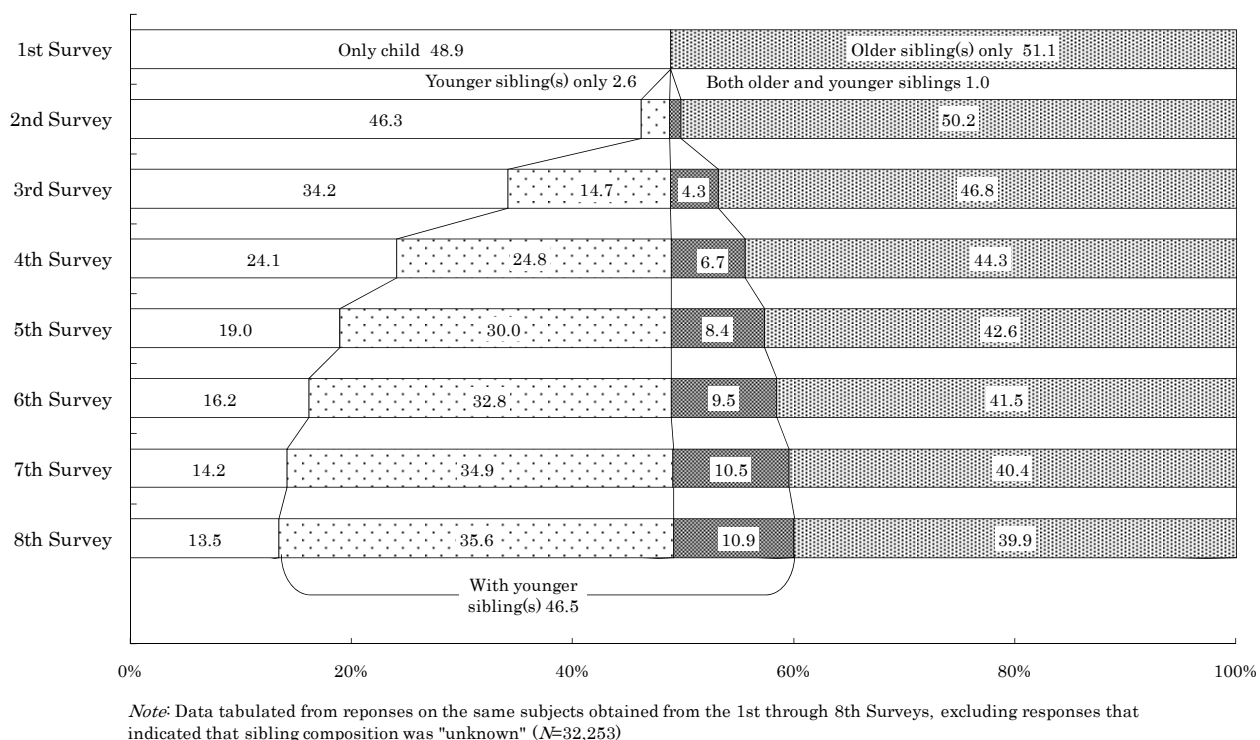
1. Family Status

(1) Sibling composition

Children “with younger sibling(s)” made up 46.5%

With regard to changes in the sibling composition, the percentages of the subjects who were the “only child” and subjects who had “older sibling(s) only” at the time of the 1st Survey (at 6-month old) were 48.9% and 51.1%, respectively; whereas in the 8th Survey, the percentages for the “only child” and “older sibling(s) only” were 13.5% and 39.9%, respectively. The number of children who have younger siblings born after them is increasing each year. In the 8th Survey, 46.5% had “younger sibling(s).” (Figure 1)

Figure 1. Changes in sibling composition



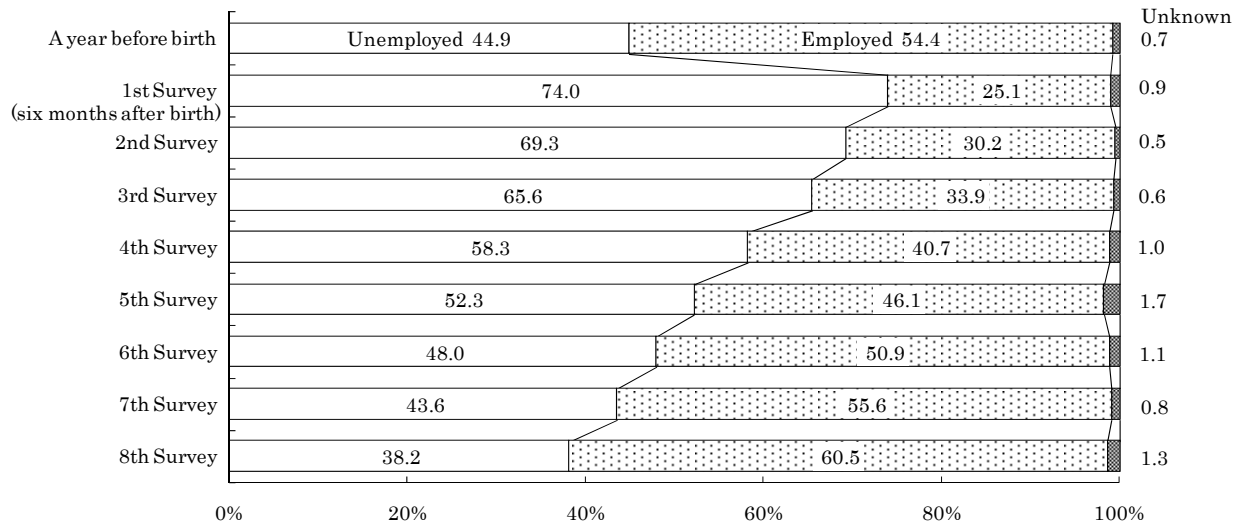
(2) Employment status of mothers

(a) Employed or unemployed

Percentage of employed mothers was over 60%

The percentage of “employed” mothers, which stood at 54.4% a year before birth, declined to 25.1% in the 1st Survey (at 6 months after birth) but increased each year after that. In the 8th Survey, it was 60.5% (Figure 2).

Figure 2. Changes in the percentage of employed/unemployed mothers



Note: Data tabulated from responses on the same subjects obtained from the 1st through 8th Surveys who were living with their mothers (N=31,920)

(b) Changes in employment status

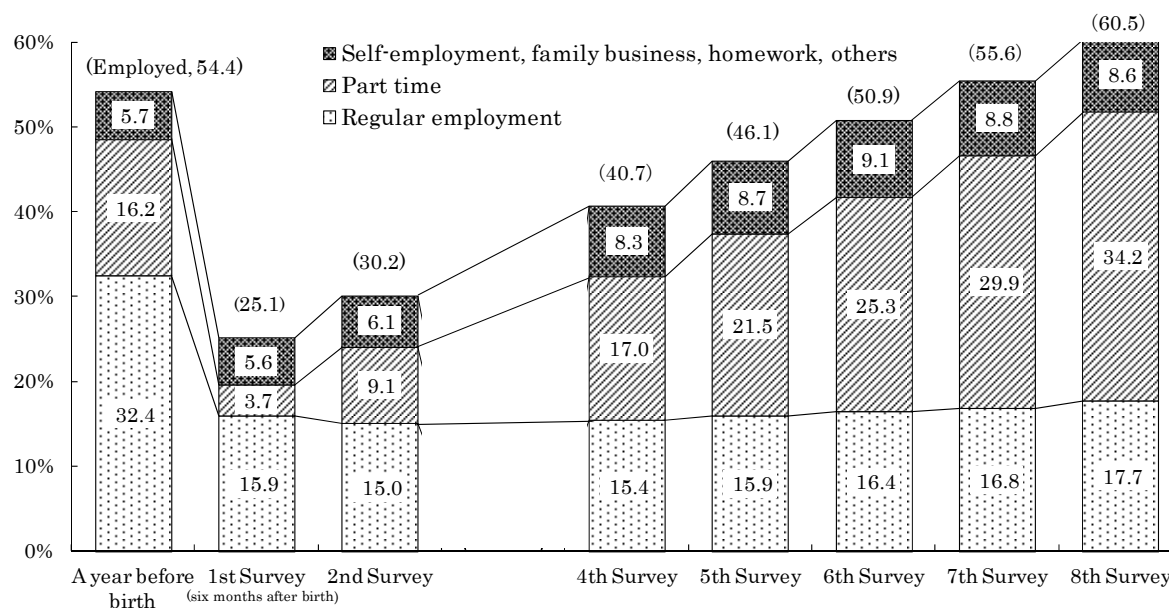
While there was no change in the percentage of mothers in “regular employment,” the percentage of mothers working “part-time” continued to increase each year.

The percentage of mothers who had been “employed” at a year before birth and who was also “employed” at the time of the 8th Survey was 68.6%. The percentage of mothers who had been “unemployed” a year before birth but who were “employed” at the time of the 8th Survey was 50.7%, making up the majority for the first time.

With respect to changes in the employment status of mothers, the percentage of mothers working “part-time” increased each year from the time of the 1st Survey (3.7%) taken six months after birth, to the time of the 8th Survey (34.2%). On the other hand, the percentage of mothers in “regular employment” showed no significant change since the time of the 1st Survey; in the 8th Survey, it stood at 17.7%. (Figure 3)

As for changes in the employment status of mothers from a year before the birth of their child, the percentage of mothers who had been “employed” a year prior to the birth and who was also “employed” at the time of the 8th Survey was 68.6%. Among mothers who had been in “regular employment,” 39.2% were in “regular employment” and 25.5% were working “part-time” at the time of the 8th Survey. Among mothers who had been “unemployed,” the percentage of mothers who were “employed” at the time of the 8th Survey was 50.7%, making up the majority for the time. (Table 1)

Figure 3. Changes in the employment status of mothers



Note:

1. Data tabulated from responses on the same subjects obtained from the 1st through 8th Surveys who were living with their mothers (N=31,920)
2. The 3rd Survey did not inquire into the employment status of mothers.
3. "Regular employment" indicates "Working (regular employment)," and "Part time" indicates "Working (part time)."

Table 1. Employment status of mothers in the 8th Survey by their employment status a year before birth

(Unit: %)

		Employment status of mothers in the 8th Survey							
		Total	Unemployed	Employed	Regular employment	Part time	Self-employment, family business	Homework	Others
Employment status of mothers a year before birth	Total	(100.0) 100.0	38.2	60.5	17.7	34.2	5.9	1.9	0.8
	Unemployed	(44.9) 100.0	48.0	50.7	5.9	38.1	3.8	2.1	0.8
	Employed	(54.4) 100.0	30.1	68.6	27.4	31.0	7.7	1.6	0.9
	Regular employment	(32.4) 100.0	28.7	70.0	39.2	25.5	3.1	1.4	0.8
	Part time	(16.2) 100.0	36.9	61.8	10.6	44.2	4.5	1.9	0.7
	Self-employment, family business	(4.3) 100.0	16.9	81.8	8.0	18.1	53.9	1.2	0.6
	Homework	(0.9) 100.0	20.6	77.0	8.4	52.3	5.6	9.4	1.4
	Others	(0.5) 100.0	31.5	65.8	8.1	32.9	9.4	2.0	13.4

Note:

1. Data tabulated from responses on the same subjects obtained from the 1st through 8th Surveys who were living with their mothers (N=31,920)
2. The total includes mothers whose employment status was "unknown."
3. "Regular employment" indicates "Working (regular employment)," and "Part time" indicates "Working (part time)."
4. The figures in gray boxes indicate no change in employment status.