

# Human Resource Development in Social Work

---

UEMURA Hideharu Ph.D.  
Professor  
Department of Social Work  
Japan College of Social Work

# Human Development Report by UNDP

- ① Whether people can lead long and healthy lives.
- ② Whether they have the opportunity to be educated.
- ③ Whether they are free to use their knowledge and talents to shape their destinies.

(People are the real wealth of a nation)

# Social Capital (OECD)

Social capital is defined as the norms and social relations embedded in the social structures of societies that enable people to co-ordinate action to achieve desired goals.

# Measuring Social Capital (The World Bank)

1 groups and networks

2 trust

3 collective action

4 social inclusion

5 information & communication

# Early stage of Social Work

1918 Ichizou HAYASI, Governor of Osaka Prefecture appointed Community Welfare Volunteers(Houmen-Iin)

- Urban population growth
- Rice riot by high living cost
- Unemployment
- Increasing poverty

# Community Welfare Volunteer

1928 Community Welfare Volunteer  
System to Nationwide

1932 National Association of Community  
Welfare Volunteer

1936 National Ordinance of Community  
Welfare Volunteer

# Social Work Training and Social Welfare Council

1908 Central Charity Association

1921 Association of Social  
Work Foundation

1924 Central Association of Social  
Work Foundation

1925 First Social Work Training Course

1928 Candidate recruitment and  
training of social workers

# Social Policy after WW II

- 1946 · Daily Life Security Law
  - Commissioned Community Welfare Volunteers Law (Minsei-Iin Law)
- 1947 · Disaster Relief Law
  - Child Welfare Law
- 1949 · Law for the Welfare of Physically Disabled Persons
- 1950 · Mental Health Law
- 1951 · Social Welfare Service Law



# Welfare Office

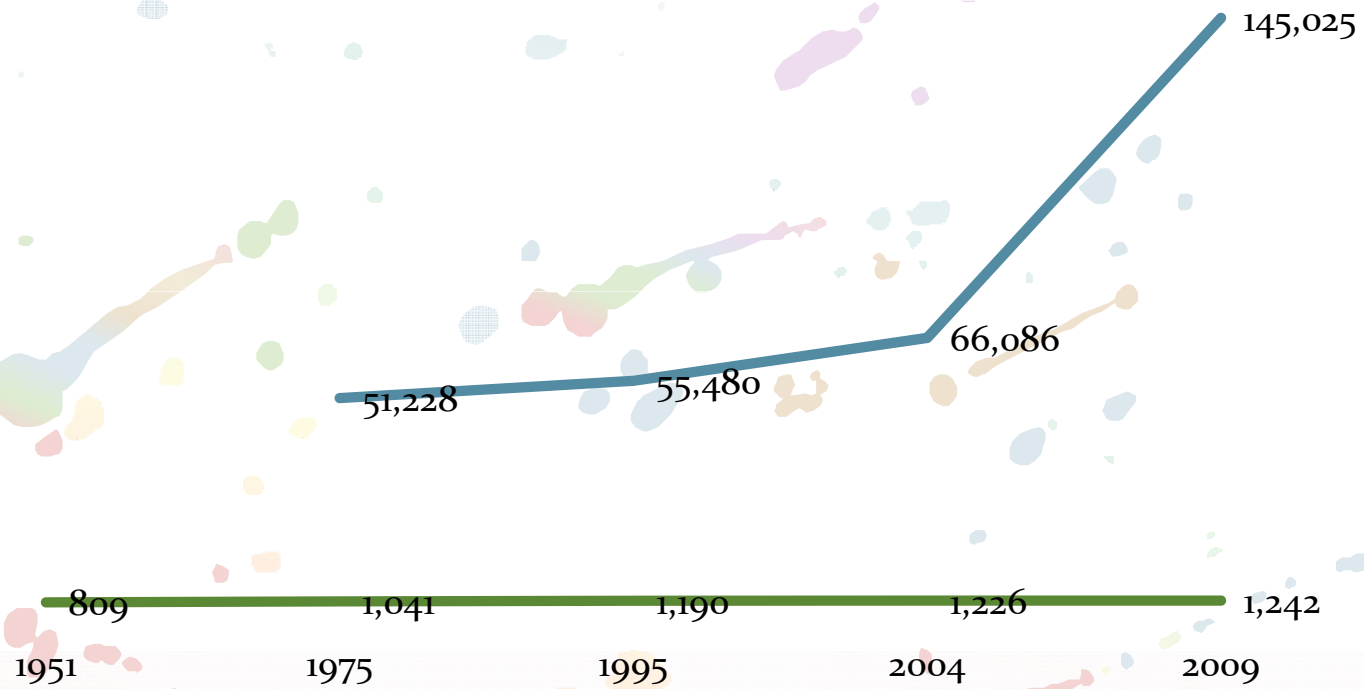
Welfare Office is local welfare office defined in the Social Welfare Service Law in 1951

	No. Office	No. Staff
1951	809	no data
1975	1,041	51,228
1995	1,190	55,480
2004	1,226	66,086
2009	1,242	145,025

# Welfare Office

— No. Office

— No. Staff



# Social Welfare Council

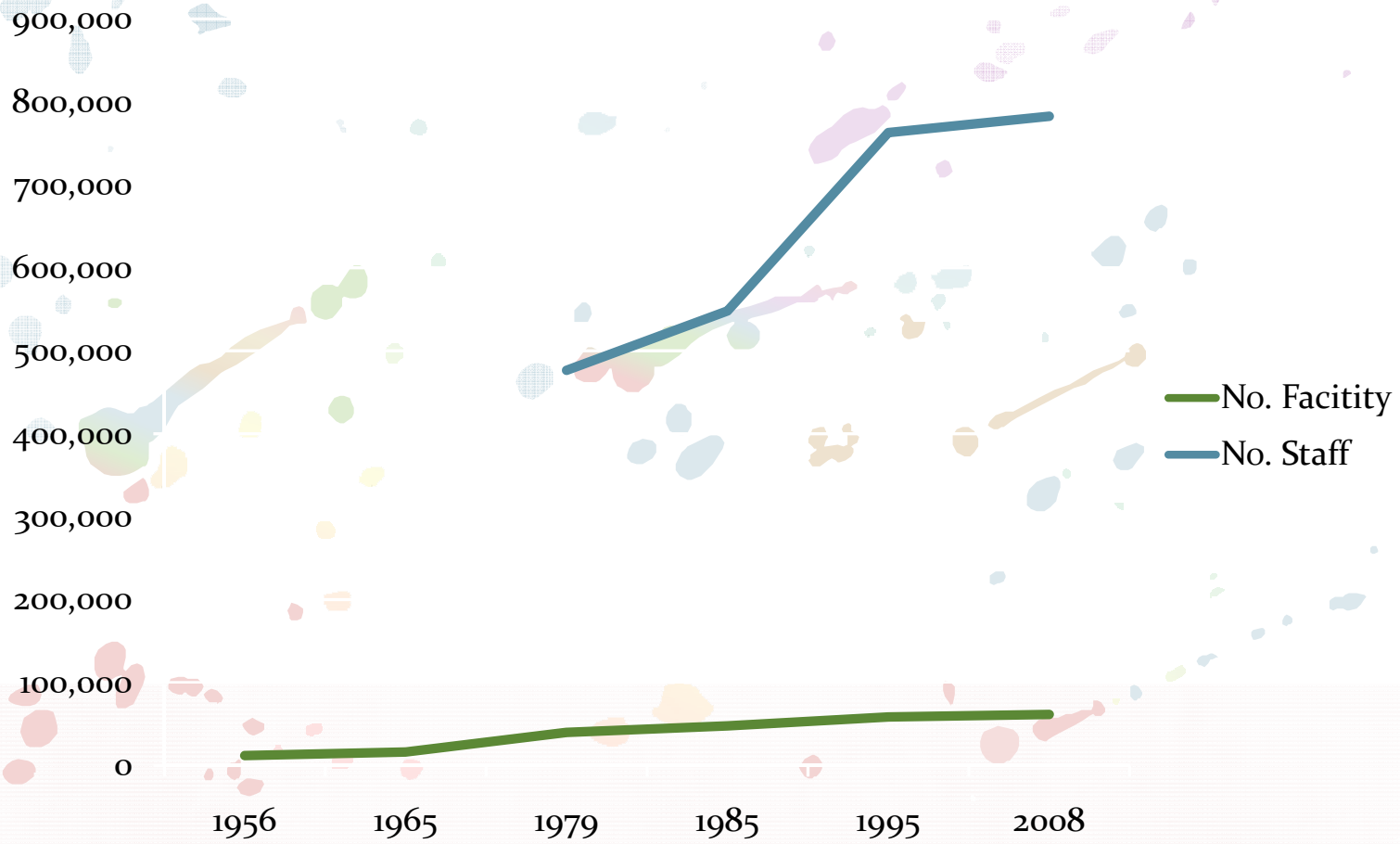
Social Welfare Council was defined in the Social Welfare Service Law and semi-governmental agency

Japan National Council of Social Welfare	1	(2007)
Prefecture Social Welfare Council	64	
Municipal Social Welfare Council	1935	
District Social Welfare Council	No Data	

## Number of Social Welfare Facilities

	No. Facilities	No. Staff
1956	12,086	
1965	16,453	
1979	40,161	476,531
1985	47,943	548,031
1995	58,768	763,088
2008	61,778	782,681

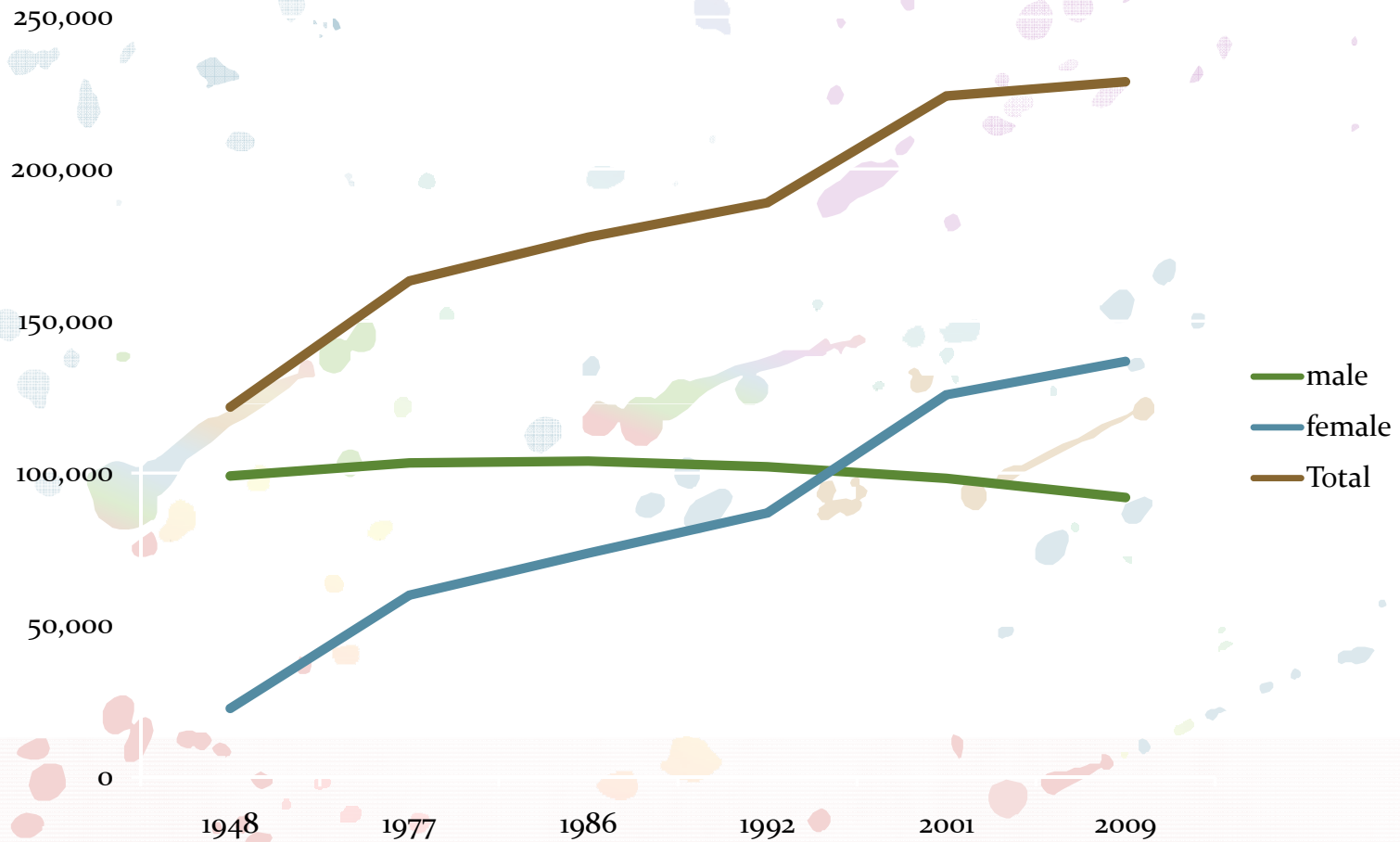
# Number of Social Welfare Facilities



## Number of Community Welfare Volunteer

	Total	Male	Female
1948	121,680	(99,057)	22,623)
1977	163,197	(103,315)	59,882)
1986	177,609	(103,918)	73,691)
1992	188,948	(102,066)	86,882)
2001	224,032	(98,276)	125,756)
2009	228,728	(91,990)	136,738)

# Number of Community Welfare Volunteer



## Social Work Education in JCSW

1946 one-year post-graduate school

1950 Junior College(2 year program)

1958 Department of Social Work  
(4 year course)

1989 Master course

1994 Three year doctoral program

2004 One year master program

In-service Training of Social Workers  
in municipal government





Lecture Building

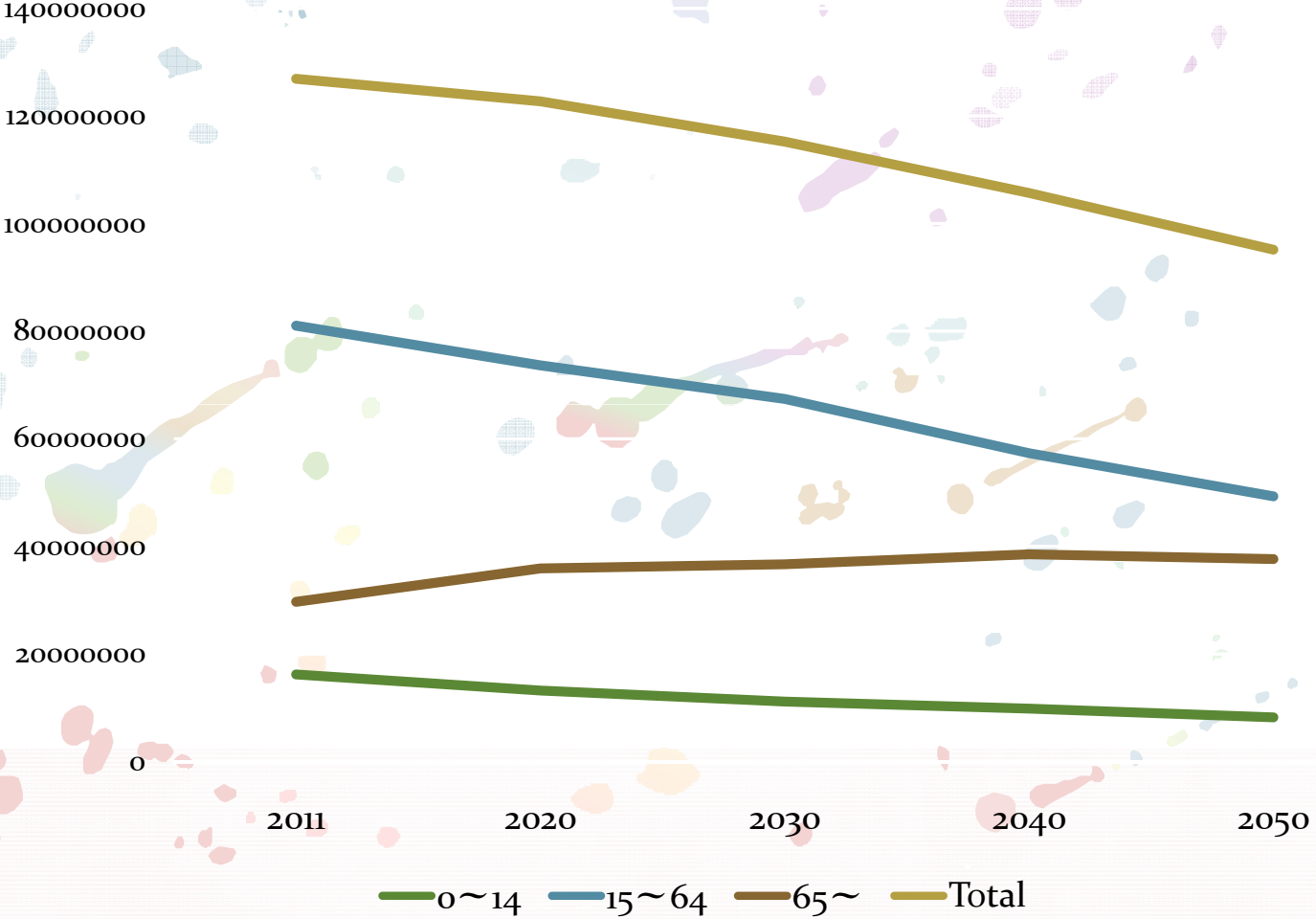
Practice Building



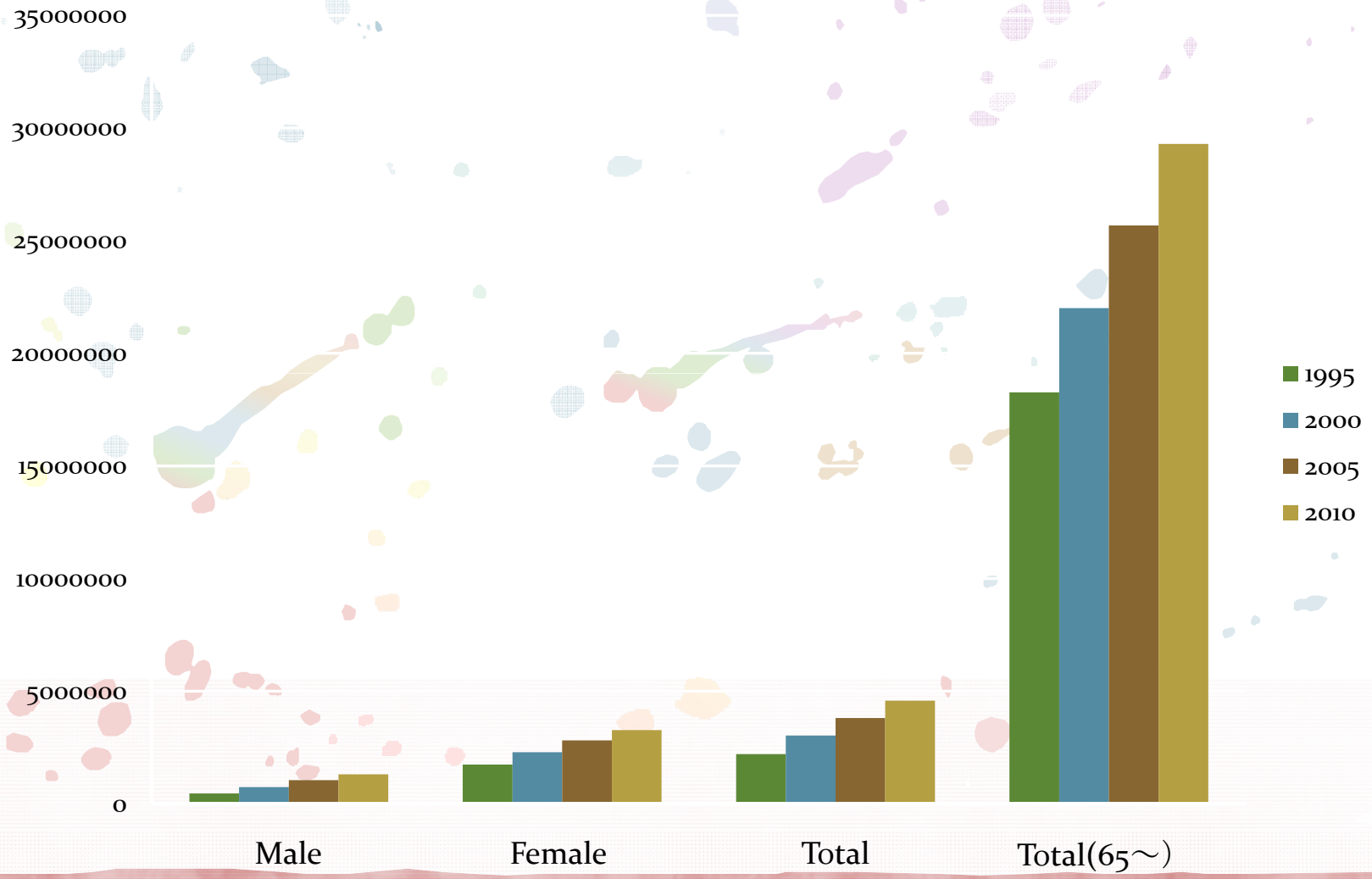
# Reform of Social Policy

- Economic Stagnation in 1990s
- Aging
- Increase in Single Person Households
- Changes or Collapse of the Community
- Deinstitutionalization
- Enhancement of Community Care and Services
- Long-term Care Insurance Law in 1997

# Chane of Age Structure in Japan



# Transition of Single Householder



# Social Work Training and Certified System

1987 Certified Social Worker and Care Worker Law

1997 Certified Psychiatric Social Worker Law

# Social Worker in Japan

The Law for Certified Social Worker and Care Worker

The Law for Certified Psychiatric Social Worker

- \* Basic social work qualification is baccalaureate education
- \* To pass national examination
- \* Title of the certified social worker and certified psychiatric social worker

# Care Worker in Japan

## The Law for Certified Social Worker and Care Worker

- Basic care work qualification is 2 year education in Vocational School or Junior College
- or to pass national examination(3 years experience)
- Title of the certified care worker

# Social Work Education

1. Theories and principles of social welfare(60h)
2. Social Security(60h)
3. Public assistance(30h)
4. Community social work(30h)
5. Psychology(30h)
6. Sociology(30h)
7. Law(30h)
8. Medical knowledge(60h)
9. Care work for adults(30h)
10. Welfare services for aged people(60h)
11. Welfare services for people with disabilities(60h)
12. Child welfare service(60h)
13. Social work(120h)
14. Four weeks of social work practicum



# Care Work Education

1 Human and Society(180 hours)

- ① Human dignity and Autonomy(30)
- ② Human Relationship and Communication(30)
- ③ Understanding of Society(60) and etc.

2 Care(1260 hours)

- ① Basic Care(180)
- ② Communication Technique(60)
- ③ Life Support Technique(300)
- ④ Care Process(150)
- ⑤ General Care Exercises(120)
- ⑥ Care Practice(450)

3 Mechanism of Mind and Body(300 hours)

- ① Understanding of Development and Aging(60)
- ② Understanding of Dementia(60)
- ③ Understanding of Disability(60)
- ④ Mechanism of Mind and Body(120)

Total 1800 hours

# School of Social Worker and Care Worker

## 1 School of Social worker Graduate Schools

Doctoral Course 50

Master Course 92

## Undergraduate Schools

4 years University 148

## 2 School of Care Worker

1~4 years course 357  
(October 2010)

# No. of Certified Social Worker and Care Worker

Registered Social Worker

134,066 (September 2010 )

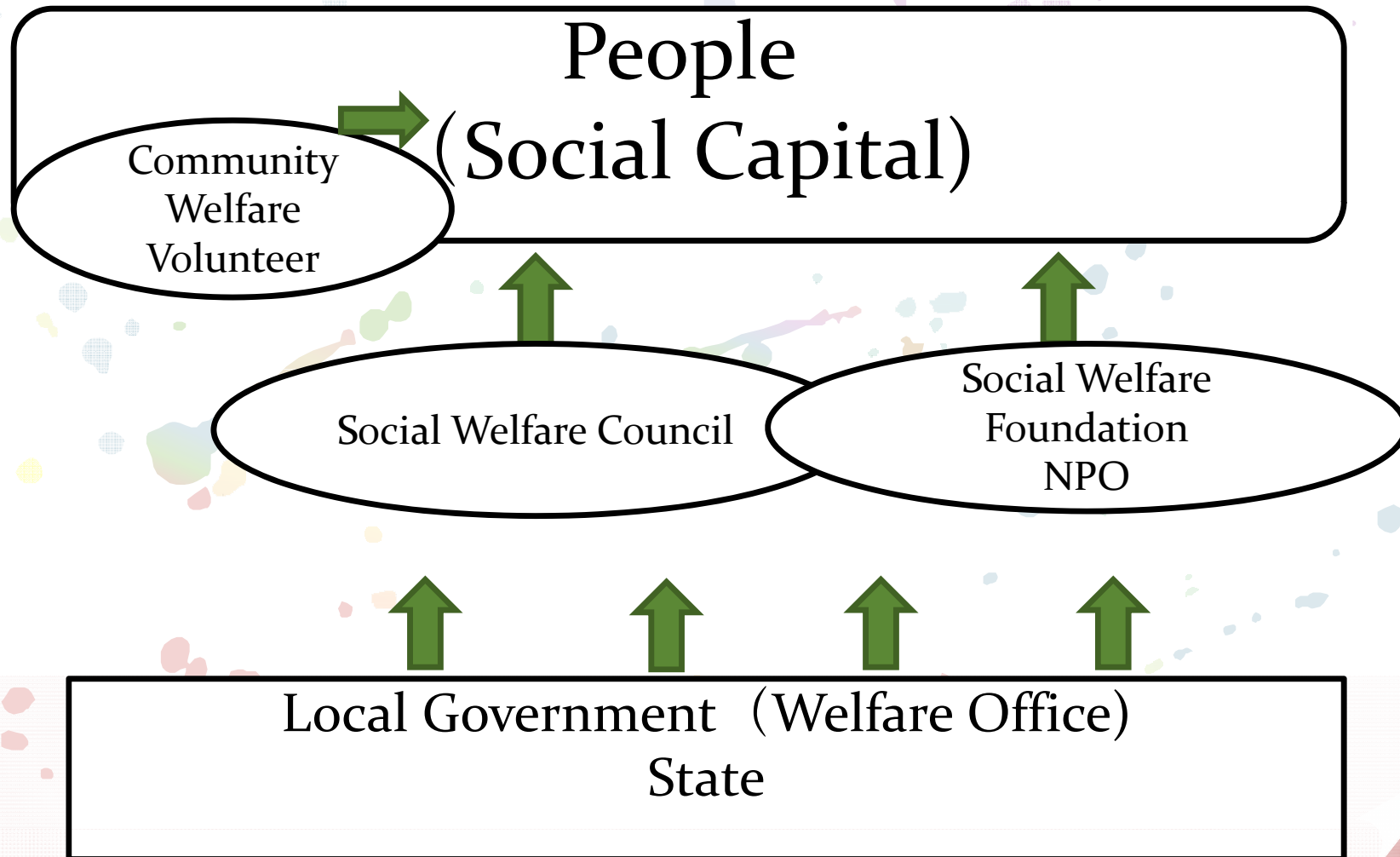
Registered Psychiatric Social Worker

51,941 ( June 2011 )

Registered Care Worker


898,429 (September 2010)

# Social Work System in Japan



# Great East Japan Earthquake

After the Tsunami





Tsunami-hit home

Tsunami-hit fields





Volunteers clean up the rubble





Thank you!